

Exam Questions PL-100

Microsoft Power Platform App Maker

<https://www.2passeasy.com/dumps/PL-100/>



NEW QUESTION 1

DRAG DROP - (Topic 4)

You have a basic user security role in a test environment. You create a canvas app without customization in the environment. You need to send the app to production administrators for production deployment. Which three actions should you perform in sequence? To answer, move the appropriate actions from the list of actions to the answer area and arrange them in the correct order.

Actions

Add the app to the solution.

Export the solution.

Send the solution to production administrators.

Select the canvas app in the Maker portal.

Export the package.

Send the package to production administrators.

>

<

Answer Area

↑

↓

- A. Mastered
- B. Not Mastered

Answer: A

Explanation:

Actions

Add the app to the solution.

Export the solution.

Send the solution to production administrators.

Select the canvas app in the Maker portal.

Export the package.

Send the package to production administrators.

→

←

Answer Area

Select the canvas app in the Maker portal.

Export the package.

Send the package to production administrators.

↑

↓

NEW QUESTION 2

DRAG DROP - (Topic 4)

You create multiple apps as part of an unmanaged solution. You need to move the apps to another environment. You need to pick the appropriate solution type for each requirement. Which types of solutions should you create? To answer, drag the appropriate solution types to the correct requirements. Each solution type may be used once, more than once, or not at all. You may need to drag the split bar between panes or scroll to view content. NOTE: Each correct selection is worth one point.

- A. Mastered
- B. Not Mastered

Answer: A

Explanation:

Requirement	Solution type
Edit existing components of the solution.	Unmanaged
Add new components to the solution.	Unmanaged
Export the solution.	Managed

Box 1: Unmanaged
Unmanaged Solution: The beginning state of solution is the unmanaged solution state. During this phase, you can add, edit, update, remove, delete, and test any of the components of the solution.
Box 2: Unmanaged
Box 3: Managed
Managed Solution: A managed solution is a finalized solution that can be distributed and installed. They are created by exporting an unmanaged solution by setting restrictions to prevent any further customizations. The whole point of Managed is locking down the Component states so they cannot be edited. Deleting the Managed Solution will remove all its customisations as well as data contained. Managed Solutions become read only once deployed so they cannot be manipulated.

NEW QUESTION 3

DRAG DROP - (Topic 4)

DRAG DROP

You are designing a new model-driven app for salespeople at a company. The company requires that all new line-of-business apps must use as much native functionality as possible to avoid having developers maintain code. You need to determine how to implement the app's business logic. Which method should you use? To answer, drag the appropriate methods to the correct requirements. Each method may be used once, more than once, or not at all. You may NOTE: Each correct selection is worth one point.

Methods	Requirement	Method
Business rules	Validate the postal code format based on the state or province entered by a user.	
Power Automate flows		
Business process flows	Ensure that the app can communicate with other business applications by using existing connectors.	

- A. Mastered
- B. Not Mastered

Answer: A

Explanation:

Methods	Requirement	Method
Business rules	Validate the postal code format based on the state or province entered by a user.	Business rules
Power Automate flows		Power Automate flows
Business process flows	Ensure that the app can communicate with other business applications by using existing connectors.	

NEW QUESTION 4

DRAG DROP - (Topic 4)

A company has 500 products. Each product is referenced by a product ID. Each product belongs to one of eight product categories.

You are creating an app to manage requests for new products.

The product categories will never change. Categories are defined in the column itself, not in a separate table. The data must be structured in a way that does not allow for misspellings.

Only two new tables should be created in Microsoft Dataverse:

? Products: Holds the products that can be requested.

? Requests: Holds the requests for the product ID and quantity. The products are filtered by product category.

You need to identify the data types to use when building the table columns in Dataverse.

Which data type should you use? To answer, drag the appropriate data types to the correct requirements. Each data type may be used once, more than once, or not at all. You may need to drag the split bar between panes or scroll to view content.

NOTE: Each correct selection is worth one point.

Data types	Scenario	Data types
Lookup	Create a column in the Products table that displays the category of the product	Data type
Choice	Create a column in the Products table for the product ID of the product	Data type
Text	Create a column in the Requests table that allows the user to select form a list of available products	Data type

- A. Mastered
- B. Not Mastered

Answer: A

Explanation:

Box 1: Text

Text columns can contain text characters. This column type has several format options that will change the presentation of the text.

Box 2: Lookup

When you create a new lookup column you are creating a new Many-to-One (N:1) table relationship between the table you're working with and the Target Row Type defined for the lookup.

Box 3: Choice

You can customize forms (main, quick create, and quick view) and email templates by adding multi-select columns that are called Choices. When you add a choices column, you can specify multiple values that will be available for users to select. When users fill out the form, they can select one, multiple, or all the values displayed in a drop-down list.

NEW QUESTION 5

- (Topic 4)

You are creating a canvas app that displays a list of accounts.

Users must be able to select an account and view details for the account. The app must include a feature that brings the user back to the list of accounts.

You add a blank screen named Screen_Accounts and add a gallery named Gallery_Accounts to the screen. You set the data source of Gallery_Accounts to Accounts and add another blank screen named Screen_AccountDetail.

You need to complete the app.

What are two possible ways to achieve the goal? Each correct answer presents a complete solution.

NOTE: Each correct selection is worth one point.

- A. Add an edit form to Screen_AccountDetail and set the Default Mode of the form to Vie
- B. Set the OnSelect property of Gallery_Accounts to Navigate(Screen_AccountDetail).Set the data source of the form to Account
- C. Set the Item property of the form to Selected.Add a back icon on Screen_AccountDetail and set its OnSelect property to Navigate(Screen_Accounts).
- D. Add an edit form to Screen_AccountDetail and set the Default Mode of the form to Vie

- E. Set the OnSelect property of Gallery_Accounts to Navigate(Screen_AccountDetail).Set the data source of the form to Accounts.Set the Item property of the form to First(Accounts).Add a back icon on Screen_AccountDetail and set its OnSelect property to Navigate(Screen_Accounts).
- F. Add an edit form to Screen_AccountDetail and set the Default Mode of the form to Ne
- G. Set the OnSelect property of Gallery_Accounts to Navigate(Screen_AccountDetail).Set the data source of the form to Account
- H. Set the Item property of the form to Selected.Add a back icon on Screen_AccountDetail and set its OnSelect property to Navigate(Screen_Accounts).
- I. Add a display form to Screen_AccountDetail.Set the data source of the form to Account
- J. Set the Item property of the form to Selected.Add a back icon on Screen_AccountDetail and set its OnSelect property to Navigate(Screen_Accounts).

Answer: AD

Explanation:

Reference:

<https://docs.microsoft.com/en-us/powerapps/maker/canvas-apps/functions/function-form>

NEW QUESTION 6

- (Topic 4)

You are an app designer for a hotel.

The hotel wants to create an app to help the housekeeping staff schedule work. You need to create a new environment for the app.

Where should you create the environment?

- A. Power Platform Admin center
- B. Power Apps Maker portal
- C. Dynamics 365 Admin center

Answer: A

Explanation:

Manage environment in the Power Platform admin center. Reference:

<https://docs.microsoft.com/en-us/power-platform/admin/create-environment>

NEW QUESTION 7

- (Topic 4)

You create a canvas app within a Power Platform environment.

You need to identify potential accessibility issues for the canvas app before making the app available to other users.

Which tool should you use?

- A. Portal Checker
- B. App Checker
- C. Solution Checker

Answer: B

Explanation:

Find accessibility issues

* 1. In the upper-right corner of Power Apps Studio, select the icon for the App checker.



* 2. In the menu that appears, select Accessibility.

A list of issues appears, sorted first by severity and then by screen.

Reference:

<https://docs.microsoft.com/en-us/powerapps/maker/canvas-apps/accessibility-checker>

NEW QUESTION 8

HOTSPOT - (Topic 4)

HOTSPOT

A company is creating an app to manage project status reports.

Users will update a series of controls and click a submit button. The submit button will calculate a risk score for the project and return to the previous screen with that risk score. The risk score will be used in two different forms.

You need to create the formula on the button click. To answer, select the appropriate option in the answer area NOTE: Each correct selection is worth one point.

Answer Area

Action

Assign the scope for the variable.

Separate the calculate action from the previous screen.

Go to the next page.

Formula component

Global variable

Collection

Context variable

Global variable

Lookups

:

.

:

:

|

.

Navigate()

Navigate()

Revert()

NewForm()

SetFocus()

- A. Mastered
B. Not Mastered

Answer: A

Explanation:

Answer Area

Action

Assign the scope for the variable.

Separate the calculate action from the previous screen.

Go to the next page.

Formula component

Global variable

:

Navigate()

NEW QUESTION 9

DRAG DROP - (Topic 4)

A company uses a canvas app.

The finance team and sales team require access to the canvas app. You must perform the following actions:

- Add members of the sales team to the app as users.
- Add members of the finance team to the app as co-owners.

The app must be shareable with current and future team members.

You need to request creation of group types for team members. This must enable sharing of the app with the least amount of effort.

Which group types should you request? To answer, drag the appropriate group types to the correct activities. Each group type may be used once, more than once, or not at all. You may need to drag the split bar between panes or scroll to view content.

NOTE: Each correct selection is worth one point.

Group types

Security group

Distribution group

Dynamic group

Answer Area

Activity

Add members of the sales team to the app as users.

Add members of the finance team to app as co-owners.

Group type

Dynamic group

Security group

- A. Mastered
B. Not Mastered

Answer: A

Explanation:

Group types

Security group

Distribution group

Dynamic group

Answer Area

Activity

Add members of the sales team to the app as users.

Add members of the finance team to app as co-owners.

Group type

Dynamic group

Security group

NEW QUESTION 10

- (Topic 4)

You are using Test Studio to test a Power Apps canvas app. You need to ensure that the app conforms to several use cases. What should you do first?

- A. Save the app to the cloud.
B. Create test cases for each requirement.
C. Save the app to your computer.
D. Create a test suite.
E. Record test cases for each requirement.

Answer: D

Explanation:

Create a test suite.
By default, a test suite and test case are created for you in Test Studio. Test suites are used to organize your test cases.
Reference:
https://docs.microsoft.com/en-us/powerapps/maker/canvas-apps/working-with-test-studio

NEW QUESTION 10

DRAG DROP - (Topic 4)
You are an app and report maker. You provide visualizations for two departments in an organization.
Each department requires department-specific visualizations:

Department	Requirement
Department1	Provide unstructured answers to free text survey questions.
Department2	Chart real-time data in columns that groups complaints by category, urgency, and status.

You need to create the visualizations.
Which chart type should you use? To answer, drag the appropriate chart type to the correct requirements. Each chart type may be used once, more than once, or not at all. You may need to drag the split bar between panes or scroll to view content.
NOTE: Each correct selection is worth one point.

Chart types

Multi-series

Tag

Stacked column

Requirement

Unstructured answers to free text survey questions.

Real-time column chart that groups complaints by category, urgency, and status.

Chart type

- A. Mastered
- B. Not Mastered

Answer: A

Explanation:

Box 1: Tag
Box 2: Multi-series
Multi-series charts: Charts that display data with multiple series values mapped to a single category value.

NEW QUESTION 12

DRAG DROP - (Topic 4)
: 186 DRAG DROP
A company uses Power Apps.
The company requites a canvas app that connects to the following sources:
• SharePoint list
• Microsoft 365 mailbox
• SOAP API

You need to select connector types.
Which connector types should you use' To answer, drag the appropriate connector types to the correct sources. Each connector type may be used once, more than once, or not at all You may need to drag the split bar between panes or scroll to view content.

Connector types

Standard

Custom

Answer Area

Sources

SharePoint list

Microsoft 365 mailbox

SOAP API

Connector type

- A. Mastered
- B. Not Mastered

Answer: A

Explanation:

Connector types

Standard

Custom

Answer Area

Sources

SharePoint list

Microsoft 365 mailbox

SOAP API

Connector type

Standard

Standard

Custom

NEW QUESTION 15

DRAG DROP - (Topic 4)

You are creating a canvas app that reads and writes to a data source.

You need to configure the app to perform create and update data operations.

Which functions should you use? To answer, drag the appropriate functions to the correct data operations. Each function may be used once, more than once, or not at all. You may need to drag the split bar between panes or scroll to view content.

NOTE; Each correct selection is worth one point.

Functions

Patch

Update

AddColumns

Answer Area

Data operation

Replace an entire record.

Update specific columns.

Function

- A. Mastered
- B. Not Mastered

Answer: A

Explanation:

Functions

Patch

Update

AddColumns

Answer Area

Data operation

Replace an entire record.

Update specific columns.

Function

Patch

AddColumns

NEW QUESTION 19

- (Topic 4)

You create a weekly report app as a canvas app. The data source for the app is a Microsoft SharePoint list.

The file that contains the weekly report must be attached to each submission made in the app. Employees must modify the report through the canvas app after the initial submission.

The manager must be notified by email when an employee updates the report. You need to create cloud flows.

Which SharePoint trigger should you use?

- A. When an item is created
- B. When an item or file is modified
- C. When a file is created (properties only)
- D. When a file is created in a folder

Answer: B

NEW QUESTION 22

- (Topic 4)

A company uses Power Apps in a single Microsoft Dataverse environment.

Users are divided into two groups about not a canvas app should work. The company decides that each group of users will try a version of the app for one week and switch to the other version of the app the following week.

You need to manage the app creation. What should you do?

- A. Create one app with two different version numbers.
- B. Create one app with two different version notes.
- C. Create two apps with the same name.
- D. Create two apps with different app names.

Answer: A

NEW QUESTION 24

DRAG DROP - (Topic 4)

You are developing a Power BI report for a company.

The Power BI report must display company performance metrics in Power BI service. The report must include three fields in a visualization. The data for the report exists in a dataset.

The company will display the report on a large television screen during team meetings. You need to create the report.

Which four actions should you perform in sequence? To answer, move the appropriate actions from the list of actions to the answer and arrange them in the correct order.

Actions	Answer Area
Add the report to a new dashboard	
Create a report	
Add a visualization to the report	⤵
Create a paginated report	⤴
Select a dataset	⤴ ⤵

- A. Mastered
- B. Not Mastered

Answer: A

Explanation:

Box 1: Select a dataset

Sign in to your Power BI online account, or sign up, if you don't have an account yet. Open the Power BI service.

Get some data and open it in report view.

Box 2: Create a report

Use that data to create visualizations and save it as a report. Box 3: Add a visualization to the report

Box 4: Add the report to a new dashboard

Visualizations (known as visuals for short) display insights that have been discovered in the data. A Power BI report might have a single page with one visual or it might have pages full of visuals. In the Power BI service, visuals can be pinned from reports to dashboards.

NEW QUESTION 25

- (Topic 4)

A company has an on-premises system that stores product information. The company plans to replace the information with a Power Platform solution that uses the Common Data Service.

The Power Platform solution needs to use data from the product information system. You need to transform and import the data from the product information system. Which two tools should you use? Each correct answer presents part of the solution. NOTE: Each correct selection is worth one point.

- A. Dataflow
- B. Business process flow
- C. Power BI Desktop
- D. Data gateway

Answer: AD

Explanation:

The on-premises data gateway acts as a bridge to provide quick and secure data transfer between onpremises data (data that isn't in the cloud) and several Microsoft cloud services. These cloud services include Power BI, PowerApps, Power Automate, Azure Analysis Services, and Azure Logic Apps. By using a gateway, organizations can keep databases and other data sources on their on-premises networks, yet securely use that on-premises data in cloud services. Can use the Power Platform dataflows to load entity in CDS with the option to transform data.

Reference:

<https://docs.microsoft.com/en-us/power-bi/connect-data/service-gateway-onprem> <https://nishantrana.me/2020/07/07/load-data-from-sql-on-premise-to-cds-common-data-service-using-powerplatform-dataflows-in-power-apps/>

NEW QUESTION 26

- (Topic 4)

A company receives its marketing campaign performance report as a Microsoft Excel file. The company stores the file in Microsoft SharePoint.

A user updates the Excel file daily with updated data.

The company needs a solution that automatically displays the latest analytics.

You need to create a basic report that contains pie charts that display the most profitable channels.

You need to propose the right solution.

Solution: Model-driven application using native charts. Does the solution meet the goal?

- A. Yes

Answer: B

NEW QUESTION 31

DRAG DROP - (Topic 4)

DRAG DROP

A company uses Microsoft Power Platform. All users in the company have read/write and create access to SharePoint.

You create a canvas app that displays data from a SharePoint list. A group of users must use the app without the ability to change the data source.

You need to shore the app with the users.

What should you do? To answer, drag the appropriate actions to the correct components. Each action may be used once, more than once, or not at all. You may need to drag the split bar between panes or scroll to view content.

NOTE: Each correct selection is worth one point.

Actions	Answer Area	Component	Action
<div>Send all users an email invitation.</div> <div>Enable Can use permission.</div> <div>Set the users as co-owners.</div> <div>Enable Can edit permission.</div>		Canvas app	
		SharePoint connection	

- A. Mastered
- B. Not Mastered

Answer: A

Explanation:

Actions	Answer Area	Component	Action
<div>Send all users an email invitation.</div> <div>Enable Can use permission.</div> <div>Set the users as co-owners.</div> <div>Enable Can edit permission.</div>		Canvas app	<div>Send all users an email invitation.</div> <div>Enable Can use permission.</div>
		SharePoint connection	

NEW QUESTION 36

- (Topic 4)

Note: This question is part of a series of questions that present the same scenario. Each question in the series contains a unique solution that might meet the stated goals. Some question sets might have more than one correct solution, while others might not have a correct solution.

After you answer a question in this section, you will NOT be able to return to it. As a result, these questions will not appear in the review screen.

You build a canvas app for a manufacturing company. The company receives parts and materials from many vendors. You create a form to collect information from packing slips.

Receivers must be able to take a picture of packing slips to receive materials instead of manually entering data in the app.

You need to ensure that users can scan packing slip information into the form. Proposed solution: Use a Category classification model.

Does the solution meet the goal?

- A. Yes
- B. No

Answer: B

Explanation:

A Category classification model categorizes text by its meaning. Reference:
https://knowledgefrommanish.com/powerplatform/ai-builder-entity-extraction-ai-model/

NEW QUESTION 37

HOTSPOT - (Topic 4)

HOTSPOT

A company uses Power Apps. The company has a model-driven app that accesses a Microsoft Dataverse table. The app is shared with all users who all have the Basic User security role.

You must prevent the users from running and sharing the app.

What should you do? To answer, select the appropriate options in the answer area NOTE: Each correct selection is worth one point.

Requirement	Action
Prevent users from running the app.	<div>Turn off the app.</div> <div>Export the app.</div> <div>Turn off the app.</div> <div>Remove access to the table.</div>
Prevent users from sharing the app.	<div>Remove access to the table.</div> <div>Export the app.</div> <div>Turn off the app.</div> <div>Remove access to the table.</div>

- A. Mastered
- B. Not Mastered

Answer: A

Explanation:

Requirement	Action
Prevent users from running the app.	<div>Turn off the app.</div> <div>Export the app.</div> <div>Turn off the app.</div> <div>Remove access to the table.</div>
Prevent users from sharing the app.	<div>Remove access to the table.</div> <div>Export the app.</div> <div>Turn off the app.</div> <div>Remove access to the table.</div>

NEW QUESTION 38

DRAG DROP - (Topic 4)
DRAG DROP

A commercial bakery uses an inventory system to track ingredients consumed in their production line. The workers use iPads to interact with the system and reserve the ingredients for the next batch. Data from the system is extracted as a .csv file.
You need to create a Power BI report from the extracted data by using only an iPad. Which five actions should you perform in sequence? To answer, move the appropriate actions from the list of actions to the answer area and arrange them in the correct order.

Actions

Select manual data.

Log into the Power BI service.

Install Power BI Desktop and log in.

Select Create.

Select Use first row as headers.

Paste the data.

Answer Area

>

<

- A. Mastered
- B. Not Mastered

Answer: A

Explanation:

Actions

Select manual data.

Log into the Power BI service.

Install Power BI Desktop and log in.

Select Create.

Select Use first row as headers.

Paste the data.

Answer Area

Log into the Power BI service.

Install Power BI Desktop and log in.

Select Create.

Select Use first row as headers.

Paste the data.

NEW QUESTION 43

- (Topic 4)

A company uses Power Apps and Microsoft Dataverse. The company has a managed solution in the production environment
You make changes to the solution m the development environment. Some components are unused. The changes to the solution must be reflected in the production environment
You need to ensure that all unused components are removed. What should you do?

- A. Create a new solution
- B. Upgrade the solution.
- C. Update the solution.
- D. Patch the solution.

Answer: B

NEW QUESTION 44

DRAG DROP - (Topic 4)
DRAG DROP

A company uses data from a publicly available web service. You plan to create a tabular report by using Power 81 Desktop to visualize data from the web service. The data returned in one column is numeric and must be converted to a corresponding text
You need to create the report and make it available only to co workers.
Which four actions should you perform in sequence? To answer, move the appropriate actions from the list of actions to the answer area and arrange them in the correct order.
NOTE: More than one order of answer choices is correct. You will receive credit for any of the correct orders you select

Actions

Create a connection to the web service.

Publish to the Power BI service.

Create a table and input the data from the web service.

Perform data transformation.

Create the visualization.

Publish to AppSource.

Answer area

>

<

- A. Mastered
- B. Not Mastered

Answer: A

Explanation:



NEW QUESTION 46

- (Topic 4)

A company plans to roll out several Power Apps apps to multiple business units across international operations. The apps must be managed through an application lifecycle management (ALM) solution to provide a consistent and predictable use experience. All changes to the app must be traceable and documented in a single location. You must be able to revert to a previous version of an app. The app release cycles must be as streamlined as possible. You need to create an application for the apps. Which two tools should you use? Each correct answer presents part of the solution. NOTE: Each correct selection is worth one point.

- A. Microsoft Azure DevOps
- B. Microsoft Visual Studio
- C. Lifecycle Services
- D. AppSource
- E. Common Data Service

Answer: AD

Explanation:

A: DevOps is the combining of two historically disparate disciplines: software development and IT operations. The primary goal of DevOps is to shorten the software development lifecycle and provide continuous integration and continuous delivery (CI/CD) with high software quality. You can use Power Apps build tools to automate common build and deployment tasks related to Power Apps if your DevOps platform is Azure DevOps.

D: Microsoft AppSource is now embedded in the Dynamics 365 home page and throughout the common navigation. It now includes a private gallery of apps available to you within your company. Select Get more apps from the home page or task pane, and navigate to the My Organization tab to see apps that are available to you.

Reference:

<https://docs.microsoft.com/en-us/power-platform/alm/devops-build-tools> <https://docs.microsoft.com/en-us/powerapps/user/app-source>

NEW QUESTION 47

- (Topic 4)

You design a canvas app that has multiple screens. Each screen will have multiple button controls. The button controls must all have the same background color. You must be able to change You need to configure the button fill property. What should you do?

- A. Update the Fill property to a variable created by using the Navigate function.
- B. Update the Fill property to a variable created by using the Set function.
- C. Select all the buttons while holding the Ctrl key, and then change the color property.
- D. Use a background image property in place of setting a color property.

Answer: A

NEW QUESTION 49

- (Topic 3)

You need to resolve the instructor's issue and ensure that the same issue does not occur again. What should you use?

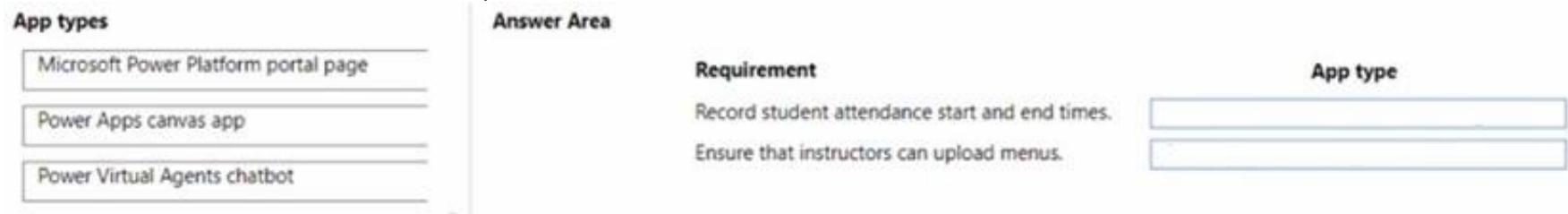
- A. Gallery
- B. Combo box
- C. Custom component
- D. Choices

Answer: D

NEW QUESTION 54

DRAG DROP - (Topic 3)

You need to select a design approach for the required features. Which app type should you use? To answer, drag the appropriate app types to the correct requirements. Each app type may be used once, more than once, or not at all. You may need to drag the split bar between panes or scroll to view content. NOTE: Each correct selection is worth one point.



- A. Mastered
- B. Not Mastered

Answer: A

Explanation:

App types

Microsoft Power Platform portal page

Power Apps canvas app

Power Virtual Agents chatbot

Answer Area

Requirement	App type
Record student attendance start and end times.	Microsoft Power Platform portal page
Ensure that instructors can upload menus.	Power Apps canvas app

NEW QUESTION 58

- (Topic 3)
You need to implement reporting to support the college marketing efforts. Which type of dashboard should you use?

- A. Power BI
- B. Interactive
- C. Model-driven

Answer: A

NEW QUESTION 63

- (Topic 2)
You need to create a flow for moving data from the Sales Log to the Job Setup entity. Which type of flow should you use?

- A. a scheduled flow for the Job Setup entity
- B. an instant (button) flow for the Sales Log
- C. a business process flow for the Job Setup entity
- D. an automated flow for the Sales Log

Answer: A

Explanation:

Scenario: Automatically perform the following actions immediately when a sale is won:
? Generate a sequential job number.
? Copy key sales information to the Job Setup entity used by manufacturing.

NEW QUESTION 65

HOTSPOT - (Topic 2)
You need to resolve the issues found during testing.
Which option should you use? To answer, select the appropriate options in the answer area.
NOTE: Each correct selection is worth one point.

Issue	Option
Testers see all time entries.	<div><div></div><div>Hierarchical security</div><div>Security group</div><div>Security role</div></div>
Testers are able to edit existing time entries.	<div><div></div><div>Control property</div><div>Field-level security</div><div>Security role</div></div>
Managers cannot see required information.	<div><div></div><div>Access team template</div><div>Field-level security</div><div>Hierarchical security</div></div>

- A. Mastered
- B. Not Mastered

Answer: A

Explanation:

Graphical user interface, text, application, email Description automatically generated
Box 1: Security role
Scenario: Employees must only be able to access their own time tracking records from the app.
Testers report that they can see time entries in the Time Tracker app, not just their own.
Box 2: Field-level security

Scenario: Employees must only be able to modify time records for the current and previous day.
Testers report that they can edit any existing time entries.

Box 3: Hierarchical security

You use field security tables to apply field-level security, which restricts field access to specified users and teams.

NEW QUESTION 68

- (Topic 2)

You need to resolve the user's issue with the time tracking app.

Which two actions should you perform? Each correct answer presents part of the solution.

NOTE: Each correct selection is worth one point.

- A. Add a component to the time tracking screen for tracking total time.
- B. Create a new component inside of the component library for the time tracking app.
- C. Upload the component to AppSource.
- D. Add the Total Time field to the screen and set the value of the field property to Rollup

Answer: AB

Explanation:

Scenario Issue: Users want to be able to see their weekly total time entered from all screens.

A component library provides a centralized and managed repository of components for reusability.

Reference:

<https://docs.microsoft.com/en-us/powerapps/maker/canvas-apps/component-library>

NEW QUESTION 70

- (Topic 2)

You need to connect to the data source for the Job Setup app. What should you do?

- A. Configure a scheduled synchronization with the Common Data Service database
- B. Configure SQL Server database permissions
- C. Create a stored procedure that retrieves time records for a specific employee
- D. Configure an on-premises data gateway

Answer: D

Explanation:

Scenario: The Job Setup entity must store its data in the existing on-premises SQL Server instance.

The on-premises data gateway acts as a bridge to provide quick and secure data transfer between onpremises data (data that isn't in the cloud) and several Microsoft cloud services. These cloud services include Power BI, Power Apps, Power Automate, Azure Analysis Services, and Azure Logic Apps. By using a gateway, organizations can keep databases and other data sources on their on-premises networks, yet securely use that on-premises data in cloud services.

Reference:

<https://docs.microsoft.com/en-us/powerapps/maker/canvas-apps/gateway-reference>

NEW QUESTION 72

HOTSPOT - (Topic 2)

You need to configure the system to meet the sales requirements.

What should you do? To answer, select the appropriate options in the answer area.

NOTE: Each correct selection is worth one point.

Requirement	Action
Ensure that work estimates are complete before entering estimated sales values into the Sales Log.	<div><div></div><div>Use a Business Process flow</div><div>Use a UI flow</div></div>
Prevent modification of timesheet entries by an employee.	<div><div></div><div>Add a custom control to the Business Process flow</div><div>Use a formula to set the DisplayMode property</div><div>Use a business rule</div></div>

- A. Mastered
- B. Not Mastered

Answer: A

Explanation:

Box 1: Use a Business Process flow

Scenario: The Sales Log app must enforce process standards related to the completion of estimates and supporting materials needed during the sales lifecycle.

Box 2: Use a formula to set the DisplayMode property

DisplayMode - The mode to use for data cards and controls within the form control. Derived from the Mode property based and cannot be set independently:

Mode	DisplayMode	Description
FormMode.Edit	DisplayMode.Edit	Data cards and controls are editable, ready to accept changes to a record.
FormMode.New	DisplayMode.Edit	Data cards and controls are editable, ready to accept a new record.
FormMode.View	DisplayMode.View	Data cards and controls are not editable and optimized for viewing.

NEW QUESTION 77

- (Topic 2)

You need to implement the change requested by the operations manager. Which control should you use?

BF70D5D

- A. Camera
- B. Shape
- C. Add picture
- D. Image

Answer: D

Explanation:

Scenario: The operations manager asks that the time tracking app display the employee's photo once they have scanned their badge.

Image control in Power Apps is a control that shows an image from, for example, a local file or a data source.

Reference:

<https://docs.microsoft.com/en-us/powerapps/maker/canvas-apps/controls/control-image>

NEW QUESTION 79

- (Topic 2)

You need to implement logic in the app for lost sales. What should you do?

- A. Create a business process flow.
- B. Define a business rule for the Sales Log edit form.
- C. Set the required field property of the Won/Lost field to Required.
- D. Create a formula for the Description field that uses the Update function.

Answer: B

Explanation:

Scenario: Requests for quotes are currently stored in a Sales Log workbook. The workbook includes the following information:

? Status of the Request for Quote (RFQ) with the values of Won, Lost, No Bid, and Cancelled

Salespeople often do not set status of RFQs in the Sales Log to Won when a sale is closed and the customer purchase order is received.

You can create business rules and recommendations to apply logic and validations without writing code or creating plug-ins. Business rules provide a simple interface to implement and maintain fast-changing and commonly used rules.

Business rules defined for an entity apply to both canvas apps and model-driven apps if the entity is used in the app.

Reference:

<https://docs.microsoft.com/en-us/powerapps/maker/common-data-service/data-platform-create-business-rule>

NEW QUESTION 84

HOTSPOT - (Topic 2)

You need to meet the requirement for the time tracking app.

Which controls should you use? To answer, select the appropriate options in the answer area.

NOTE: Each correct selection is worth one point.

Requirement	Solution
Automatically record the duration of work when a job number is read.	<div><div></div><div>Card</div><div>Rating</div><div>Slider</div><div>Timer</div></div>
Read the employee's number into the app.	<div><div></div><div>Barcode-scanner</div><div>Card</div><div>Image</div><div>Shape</div></div>
Display a photo of an employee when the employee badge is read.	<div><div></div><div>Camera</div><div>Card</div><div>Icon</div><div>Image</div></div>

- A. Mastered
- B. Not Mastered

Answer: A

Explanation:

Box 1: Timer

A Timer control in Power Apps is a control that can determine how your app responds after a certain amount of time passes.

Box 2: Barcode scanner

The Barcode scanner control for canvas apps scans barcodes, QR codes, and data-matrix codes on an Android or iOS device.

Box 3: Image

Image control in Power Apps is a control that shows an image from, for example, a local file or a data source.

NEW QUESTION 88

- (Topic 2)

You need to modify the entity form to resolve the customer request number issue. What should you do?

A. Use a calculated field

B. Change the data type of the customer request number field to Lookup

C. Change the data type of the customer request number field to Autonumber

Answer: C

Explanation:

Scenario: Users report that the customer request number is difficult to interpret. They request that you change the number to a system generated sequential number. Autonumber columns are columns that automatically generate alphanumeric strings whenever they are created.

Reference:

<https://docs.microsoft.com/en-us/powerapps/maker/data-platform/autonumber-fields>

NEW QUESTION 90

HOTSPOT - (Topic 1)

You need to roll back the mobile app to an earlier version.

Requirement	Action
Identify the currently published version and view version notes.	<div>View the session details page for the app in Power Apps Studio.</div> <div>View environment details for the app in the Power Admin portal.</div> <div>View details for the app in the Power Apps Maker portal.</div>
Revert to an earlier version of the app.	<div>Select Restore on the previous version of the app.</div> <div>Export the previous version of the app and import as a new version.</div> <div>Delete versions of the app until the desired version is the most recent.</div>

What should you do? To answer, select the

appropriate options in the answer area. NOTE: Each correct selection is worth one point.

Requirement	Action
Identify the currently published version and view version notes.	<div>View the session details page for the app in Power Apps Studio.</div> <div>View environment details for the app in the Power Admin portal.</div> <div>View details for the app in the Power Apps Maker portal.</div>
Revert to an earlier version of the app.	<div>Select Restore on the previous version of the app.</div> <div>Export the previous version of the app and import as a new version.</div> <div>Delete versions of the app until the desired version is the most recent.</div>

A. Mastered

B. Not Mastered

Answer: A

Explanation:

Box 1: View the sessions details page for the app in Power Apps Studio

Use PowerApps Studio, select the App, and choose and you will be directed to the app's Versions tab in PowerApps portal. There should be one version marked Live.

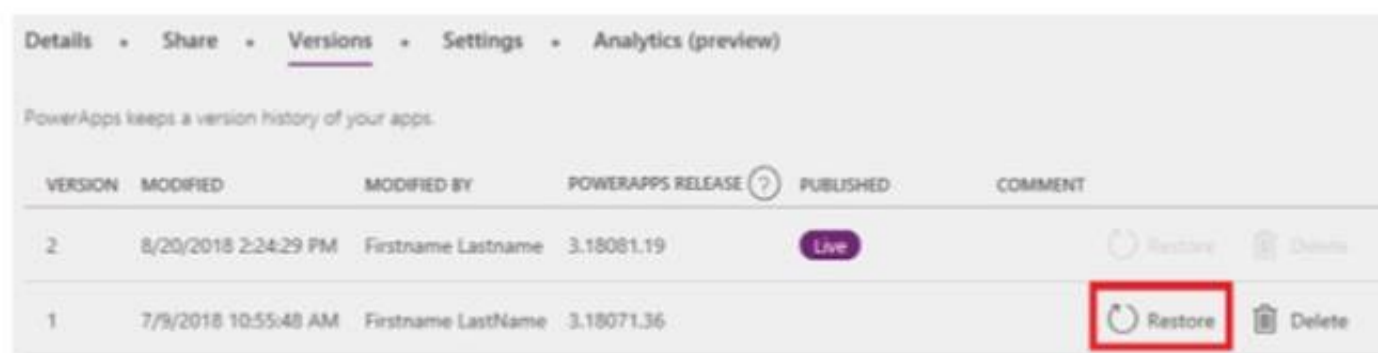
VERSION	MODIFIED	MODIFIED BY	POWERAPPS RELEASE	PUBLISHED	COMMENT
1	6/7/2017 9:01:43 AM	Karthik Bharathy	2.0.659	Live	

Box 2: Select Restore on the previous version of the app. Restore an app from your account

? Open powerapps.com, and then click or tap Apps in the left navigation bar.

? Near the right edge, click or tap the info icon for the app that you want to restore.

? Click or tap the Versions tab, and then click or tap Restore for the version that you want to restore.



NEW QUESTION 94

DRAG DROP - (Topic 1)

You need to ensure that the app can support the needs of User2 and User3, and meets the production deployment requirements.

Which tools should you use? To answer, select the appropriate tool in the answer area. NOTE: Each correct selection is worth one point.

Tools

Solution Checker

App Checker

Object Detector

Preview the app

Answer Area

Requirement

Accessibility

Deployment

Tool

Tool

Tool

- A. Mastered
- B. Not Mastered

Answer: A

Explanation:

Box 1: App Checker

Scenario: Several sales representatives have accessibility restrictions. User2 is visually impaired and cannot see images. User3 is unable to use a mouse. Users who have vision, hearing, or other impairments can use your canvas app more easily and successfully if you consider accessibility as you design how the app looks and behaves. If you're not sure how to make your app more accessible, you can run the AppChecker Accessibility checker in Power Apps Studio.

Box 2: Solution Checker

Scenario: Before deploying the app to production, you must ensure that the app conforms to Microsoft accessibility and performance guidelines. Use solution checker to validate your model-driven apps in Power Apps.

NEW QUESTION 96

- (Topic 1)

You need to provide the app to Tailwind Traders. What should you do?

- A. Within Managed Properties, set the value of the Allow customizations option to true
- B. Export the app as a managed solution.
- C. Use the Share App feature.
- D. Within Managed Properties, set the value of the Allow customizations option to false
- E. Export the app as a managed solution.
- F. Within Managed Properties, set the value of the Allow customizations option to false
- G. Export the app as an unmanaged solution.

Answer: C

Explanation:

Scenario: The completed app and all supporting components must be provided to Tailwind Traders. Tailwind Traders must not be able to make changes to any of the components.

Managed Solution: A managed solution is a finalized solution that can be distributed and installed. They are created by exporting an unmanaged solution by setting restrictions to prevent any further customizations. The whole point of Managed is locking down the Component states so they cannot be edited. Deleting the Managed Solution will remove all its customisations as well as data contained. Managed Solutions become read only once deployed so they cannot be manipulated.

Reference:

<https://powerusers.microsoft.com/t5/Power-Apps-Pro-Dev-ISV/Managed-vs-Unmanaged/td-p/495685>

NEW QUESTION 99

- (Topic 1)

You need to create the mobile app. Which type of app should you create?

- A. model-driven app
- B. portal app
- C. Microsoft 365 web app
- D. canvas app

Answer: D

Explanation:

An accessible canvas app will allow users with vision, hearing, and other impairments to successfully use the app. In addition to being a requirement for many governments and organizations, following the below guidelines increases usability for all users, regardless of their abilities.

Reference:

<https://docs.microsoft.com/en-us/powerapps/maker/canvas-apps/accessible-apps>

NEW QUESTION 104

- (Topic 4)

You are creating a canvas app for a company.

The app must access data from a private web service that is provided by the company. You need to set up the connector.

Which connector type should you use?

- A. Custom
- B. Standard
- C. First-party
- D. Premium

Answer: A

NEW QUESTION 106

HOTSPOT - (Topic 4)

You are creating a Power Automate flow.

You have an array that contains items with different color attributes. You plan to filter the array by using the following filter expression within the flow:

@or(equals(item()?['color'], 'red'),contains(item()?['color'],'blue')) The filter returns results only when the expression resolves to true.

For each of the following statements, select Yes if the statement is true. Otherwise, select No.

NOTE: Each correct selection is worth one point.

Statements	Yes	No
The filter expression yields a result if the array contains the color orange	<input type="radio"/>	<input type="radio"/>
The filter expression yields a result if the array contains the color red	<input type="radio"/>	<input type="radio"/>
The filter expression yields a result if the array contains the color sky blue	<input type="radio"/>	<input type="radio"/>

- A. Mastered
- B. Not Mastered

Answer: A

Explanation:

Box 1: No

Box 2: Yes

The item color must be red, or item color contains blue. Box 3: Yes

NEW QUESTION 108

- (Topic 4)

A company uses Power Apps. The company creates a solution that contains the following items:

- environment setting
- flow that accesses Microsoft Dataverse
- plug-in with an unsecure configuration
- environment variable with a default value

The company plans to import solutions manually.

You need to document the solution component type that prompts for user input. Which component type should you document?

- A. Environment variable
- B. Environment setting
- C. Connection reference

Answer: D

NEW QUESTION 109

HOTSPOT - (Topic 4)

A company creates a Power Apps app that allows service representatives to record information about on-site client visits. Service representatives perform a one-hour site visit with each client each quarter.

Service representatives use the app to perform the following activities:

? View their scheduled visits for the day.

? Record notes from service visits.

? Schedule service technicians for issues uncovered during site visits.

? Scan and upload service quote forms to a folder named Service Quote folder on

Microsoft OneDrive once the customer has signed a service quote.

Service quotes that are over \$10,000 are automatically sent to the service manager for review and approval.

Visits that are not closed at the end of the day are automatically moved to the following day unless it is the last day of the quarter. All client visits not performed for the quarter are escalated to the service manager for follow-up.

You need to create flows to meet the requirements.
Which type of flows should you use? To answer, select the appropriate options in the answer area.
NOTE: Each correct selection is worth one point.

Requirement	Type of flow
Move client visits not completed for the day.	<div><div></div><div>Scheduled flow</div><div>Automated flow</div><div>Adaptive card flow</div><div>Team flow</div></div>
Approve service quote.	<div><div></div><div>Automated flow</div><div>Button flow</div><div>Scheduled flow</div><div>Team flow</div></div>

- A. Mastered
- B. Not Mastered

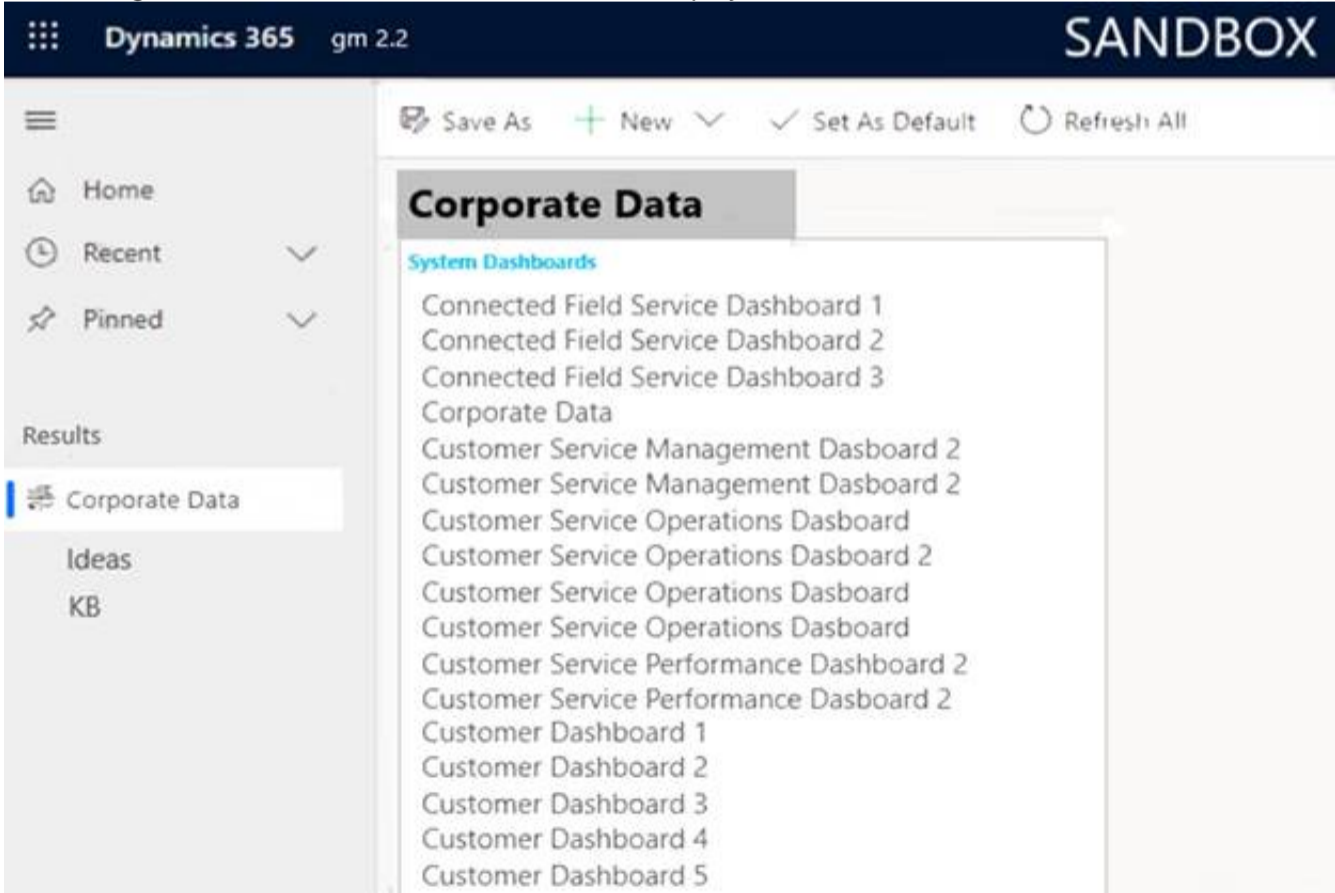
Answer: A

Explanation:

Box 1: Adaptive card flow
Adaptive Cards are a platform-agnostic method of sharing and displaying blocks of information without the complexity of customizing CSS or HTML to render them.
Directing content to Teams channels:
Post your own adaptive card as the Flow bot to a channel
This action posts an adaptive card as a Flow bot to a specific Teams channel. In this case, you will be prompted for Teams instance, and a channel where the card will be posted. The flow-maker will have to have access to the Teams instance in order to post an adaptive card there. In this case, only URL buttons function by redirecting to the URL configured within the flow.
Box 2: Button flow
Create a button flow to run routine tasks by simply tapping a button. Customize your flow by allowing the user to provide specific details that will be used when the flow runs.

NEW QUESTION 112

HOTSPOT - (Topic 4)
The managers in an organization use a model-driven app. The app should display only one dashboard named Corporate Data.
The managers observe that several dashboards are displayed.



Use the drop-down menus to select the answer choice that answers each question based on the information presented in the graphic.
NOTE: Each correct selection is worth one point.

How do you remove all the dashboards from the list of dashboards displayed?

Open the model-driven app in the app designer and clear all dashboard check boxes except the Corporate Data dashboard.

Open the site map in the sitemap designer and clear all dashboard check boxes except the Corporate Data subarea except for the Corporate Data dashboard.

Open the solution and delete all dashboards from the solution except for the Corporate Data dashboard.

You need to remove the Ideas dashboard from the navigation bar. What should you do?

Open the model-driven app in the app designer and clear the check box for the ideas dashboard

Open the site map in the sitemap designer and delete the Ideas dashboard from the Results group

Open the solutions and delete all the Ideas dashboards from the solution

- A. Mastered
B. Not Mastered

Answer: A

Explanation:

Table
Description automatically generated
Box 1: Open the model-driven app in the app designer.
* 1. On the app designer canvas, select the Dashboards tile.
On the app designer canvas, the right pane shows dashboards that are available in the default solution.
* 2. Clearing the corresponding check box.
Box 2: Open the site map in the sitemap designer and delete the Ideas dashboard from the Results group
Site maps define the manner by which users move between tables in a model-driven app.

NEW QUESTION 113

DRAG DROP - (Topic 4)

A call center manager monitors incoming phone calls. The manager analyzes the performance of phone reps by using a custom view. The view contains a custom field named Phone call Duration in Minutes.
The call center manager must present an Excel spreadsheet daily to upper management. The spreadsheet must contain the call center performance for further trending analysis and corrective actions.
You need to create the spreadsheet.
Which four actions should you perform in sequence? To answer, move the appropriate actions from the list of actions to the answer area and arrange them in the correct order.

Actions

Answer Area

Create a pivot table, and then use the Phone call Duration in Minutes field as a category area and the Rep field as a series

Create a pivot table, and then use the Phone Rep field as a category and the Phone call Duration in Minutes field as a series

Set the formula for phone call duration in minutes to Average and add a pie chart linked the pivot table

Export the custom view to an Excel dynamic spreadsheet

Export the custom view to an Excel dynamic pivot table

Save the spreadsheet and upload it back to the system

Export the custom view to an Excel template

- A. Mastered
B. Not Mastered

Answer: A

Explanation:

Timeline
Description automatically generated with low confidence
Step 1: Export the custom view to an Excel dynamic pivot table
You can export app data to an Office Excel PivotTable to see patterns and trends in data. An Excel PivotTable is a great way to summarize, analyze, explore, and present your app data.
Step 2: Create a pivot table, and then use the Phone Rep field as a category and the Phone call Duration in Minutes as field as series
Step 3: Set the formula for phone call duration in minutes to Average and add a pie chart linked to the pivot table
Step 4: Save the spreadsheet and upload it back to the system.

NEW QUESTION 115

DRAG DROP - (Topic 4)

You are design ng a dashboard for a model driven app Users are licensed to use Dynamics 365 Seles Professional

Users must be able to filter the dashboard. You need to determine how to apply the filters.
Which type of dashboard should you use? To answer, drag the appropriate dashboard types to the correct requirements. Each dashboard type may be used once, more than once, or not at all. You may need to drag the split bar between panes or scroll to view content.
NOTE: Each correct selection is worth one point.

Dashboard types

Standard

Interactive

Power BI embedded

Answer Area

Requirement

Filter all dashboard elements using a timeframe.
Display data from multiple tables and views.

Dashboard type

- A. Mastered
- B. Not Mastered

Answer: A

Explanation:

Dashboard types

Standard

Interactive

Power BI embedded

Answer Area

Requirement

Filter all dashboard elements using a timeframe.
Display data from multiple tables and views.

Dashboard type

Interactive

Standard

NEW QUESTION 116

- (Topic 4)
Note: This question is part of a series of questions that present the same scenario. Each question in the series contains a unique solution that might meet the stated goals. Some question sets might have more than one correct solution, while others might not have a correct solution.
After you answer a question in this section, you will NOT be able to return to it. As a result, these questions will not appear in the review screen.
You are developing a model-driven app that uses a Common Data Service database. App users will have a variety of different security roles. Development and testing must be performed using production data. Multiple testers must be used at each testing stage.
You need to provision and configure new environments for development and testing. Solution:
? Provision a developer environment named D1 and a sandbox environment named S1.
? Copy the production environment to both D1 and S1.
? Use D1 for development and S1 for testing.
Does the solution meet the goal?

- A. Yes
- B. No

Answer: B

Explanation:

Production: This is intended to be used for permanent work in an organization. Do not use production environment for testing.
Note: Instead use two sandboxed environments: one for development and one for testing.
Reference:
<https://docs.microsoft.com/en-us/power-platform/admin/environments-overview>

NEW QUESTION 118

DRAG DROP - (Topic 4)
DRAG DROP
You are creating a model-driven app.
You must create new components to ensure data from related records can be displayed on a record form.
You need to select the component types.
Which component types should you use? To answer, drag the appropriate component types to the correct data. Each component type may be used once, more than once, or not at all. You may need to drag the spirt bar between panes or scroll to view/ content.
NOTE: Each correct selection is worth one point.

Component types

Card form

System view

Public view

Quick view form

Answer Area

Data

Columns from a single record found in a lookup
List of related records

Component type

- A. Mastered
- B. Not Mastered

Answer: A

Explanation:

Component types

Card form

System view

Public view

Quick view form

Answer Area

Data

Columns from a single record found in a lookup
List of related records

Component type

System view

Public view

NEW QUESTION 120

- (Topic 4)

In a Common Data Service database, you create a canvas app and a custom entity. The app also reads data from the Account entity in the Common Data Service database. Entity access permissions will be controlled by the Common Data Service User security role. You create a Common Data Service solution. You need to replicate the changes to a new Common Data Service database. Which two components should you include with the canvas app? Each correct answer presents part of the solution. NOTE: Each correct selection is worth one point.

- A. Custom entity
- B. Account entity
- C. Common Data Service User security role
- D. Sitemap

Answer: BC

NEW QUESTION 123

- (Topic 4)

A company has ten sales regions. Each salesperson is assigned to one region. You create a set of five standard views that all salespeople will use. Sales users only want to see information for their own region. Sales users must call sales leads within a week of receiving a lead. You need to recommend a solution for sales users. Which two actions will you recommend? Each correct answer presents a complete solution. NOTE: Each correct selection is worth one point.

- A. Instruct users to create personal views that filter by region.
- B. Instruct users to filter the view by region.
- C. Configure the definition for each view to sort by region.
- D. Configure the definition for each view to filter by region.

Answer: BD

NEW QUESTION 128

DRAG DROP - (Topic 4)

You are creating a Power Automate cloud flow. The data in the flow must perform the following actions:

- Return the first character of a string of text.
- Convert an array to a single string. You need to manipulate the data.

Which data operations should you use? To answer, drag the appropriate data operations to the correct changes. Each data operation may be used once, more than once, or not at all. You may need to drag the split bar between panes or scroll to view content. NOTE: Each correct selection is worth one point.

Data operations

Join

Select

Compose

Filter array

Answer Area

Change

Return the first character of a string of text.

Convert an array to a single string.

Data operation

- A. Mastered
- B. Not Mastered

Answer: A

Explanation:

Data operations

Join

Select

Compose

Filter array

Answer Area

Change

Return the first character of a string of text.

Convert an array to a single string.

Data operation

Select

Join

NEW QUESTION 133

- (Topic 4)

You receive ideas from employees in a Microsoft Teams channel. Managers are not members of the Teams channel Submissions must be reviewed by three managers who are determined by submission type. You need approval from the managers to process submissions. What should you create?

- A. approval request in the Teams channel that requires a response from all approvers
- B. approval request in a chat with the three managers that requires a response from all approvers
- C. approval template that requires responses to be completed m order
- D. approval template that requires a response from all approvers

Answer: B

NEW QUESTION 134

- (Topic 4)

An inside sales staff uses three model-driven apps for their sales process. Each app includes the same custom specialized component.

You must standardize the inside and outside sales process by creating a canvas app that has the same functionality as the three model-driven apps. You do not have administrator permissions.
You need to incorporate the logic of the custom component in the outside sales canvas app.
Where should you build the custom component?

- A. Custom control
- B. Component library
- C. Any of the three apps
- D. Solution

Answer: B

NEW QUESTION 136

HOTSPOT - (Topic 4)

A production line app maker at a manufacturing company creates a canvas app that looks for available inventory in a SQL database. The production line workers use the inventory app across all work centers.
The production line workers report the following app issues from the shop floor:
? The app reports a delegation warning.
? Voice command functionality is unreliable.
You have minimal information about the issues. You are not allowed to enter the production facility.
You need to troubleshoot the issues.
How should you troubleshoot the issues? To answer, select the appropriate options in the answer area.

Issue	Action
The app reports a delegation warning.	<div><div></div><div>Use the LookUp function</div><div>Check the number of items in the collection</div><div>Check the number of dataset items</div></div>
Voice command functionality is unreliable.	<div><div></div><div>Use the App checker/Runtime feature</div><div>Use the Advanced Tools/Monitor feature</div><div>Use the App checker/Accessibility feature</div><div>Use Advanced Tools/Performance feature</div></div>

- A. Mastered
- B. Not Mastered

Answer: A

Explanation:

Box 1: Check the number of items in the collection
If the data in your data source exceeds 500 records and a function can't be delegated, Power Apps might not be able to retrieve all of the data, and your app may have wrong results.
Note: Delegation is where the expressiveness of Power Apps formulas meets the need to minimize data moving over the network. In short, Power Apps will delegate the processing of data to the data source, rather than moving the data to the app for processing locally.
Box 2: Use the Advanced Tools/Monitor feature
Monitor is available by default for all canvas apps. Using Monitor, you can trace events as they occur in a canvas app during the authoring experience in Power Apps Studio, or you can use Monitor to debug the published version of a canvas app.
Example: Consider the scenario where an app has been deployed, and the initial version of the app experiences performance degradation. The app also intermittently generates errors with no clear pattern. Loading data in the app succeeds most of the time, but fails sometimes.
When you check Monitor, you see data operations as expected. However, you also see several responses that have HTTP status code 429, indicating that there have been too many requests in a specific timeframe.

NEW QUESTION 137

DRAG DROP - (Topic 4)

You are designing a canvas app.
You need to select user interface controls to include in the app.
Which control should you use? To answer, drag the appropriate controls to the correct requirements. Each control may be used once, more than once, or not at all.
You may need to drag the split bar between panes or scroll to view content.
NOTE: Each correct selection is worth one point.

Controls	Requirement	Control
List box	Allow users to select multiple items in a list.	
Radio	Allow users to select multiple items from a list of options by typing in a phrase.	
Combo box		
Drop-down list		

- A. Mastered
- B. Not Mastered

Answer: A

Explanation:

Box 1: List box

A List Box control always shows all available choices (unlike a Drop down control) and in which the user can choose more than one item at a time (unlike a Radio control).

Box 2: Combo box

A Combo box control allows you to search for items you will select. The search is performed server-side on the SearchField property so performance is not affected by large data sources.

Single or multi-select mode is configured via the SelectMultiple property.

When searching for items to select, for each item you can choose to show a single data value, two values, or a picture and two values (Person) by modifying the Layout settings in the Data pane.

NEW QUESTION 141

DRAG DROP - (Topic 4)

You are creating entities in a Common Data Service database to capture sales data. You create an entity named Sales that includes the following fields:

Field	Description
SalesPerson	The name of the salesperson who made the sale
Quantity	The number of units sold
Rate	The sale price per unit
GrossAmount	A value obtained by multiplying the Quantity times the Rate. This value is for display purposes only
DiscountAmount	An amount that a salesperson enters into the app to discount a sale
NetAmount	A value obtained by subtracting the DiscountAmount from the GrossAmount

You create a new entity that includes a field named TotalSales. The field is used to capture the aggregated sales for each salesperson.

You need to configure the fields for the entities.

Which field types should you use? To answer, drag the appropriate field types to the correct field names. Each field type may be used once, more than once, or not at all. You may need to drag the split bar between panes or scroll to view content.

NOTE: Each correct selection is worth one point.

Field types

Rollup

Calculated

Simple

Answer Area

Field name	Field type
GrossAmount	Field type
DiscountAmount	Field type
TotalSales	Field type

A. Mastered

B. Not Mastered

Answer: A

Explanation:

Box 1: Calculated

Calculated columns are calculated in real-time when they are retrieved. Calculated columns can be composed using different data types. For example, an Integer calculated column may reference values from Decimal or Currency columns.

Box 2: Simple

A simple column isn't defined as a calculated or rollup column.

Box 3: Rollup

Because rollup columns persist in the database, they can be used for filtering or sorting just like regular columns.

NEW QUESTION 146

- (Topic 4)

A company uses Microsoft Power Apps.

You need to create a canvas app to display a Microsoft Power BI report. The report must use the context of a selected record in the app. Data in a Power BI control must be filtered to display the context of the selected record.

You need to propose the right solution.

Solution: Add a slicer to a Power BI element on the screen where data is selected. Does the solution meet the goal?

A. Yes

B. No

Answer: B

NEW QUESTION 150

- (Topic 4)

Note: This question is part of a series of questions that present the same scenario. Each question in the series contains a unique solution that might meet the

stated goals. Some question sets might have more than one correct solution, while others might not have a correct solution.
After you answer a question in this section, you will NOT be able to return to it. As a result, these questions will not appear in the review screen.
A company has locations in multiple countries and regions across four continents. The company stores the total amount of each order in the local currency of the country/region where the customer is located. The company stores the applicable exchange rates in a custom US dollars (USD) exchange rate table.
You need to create a visualization that displays the total amount of orders by country/region in USD.
Proposed solution:
Create a custom rollup field of type currency on the country/region table that aggregates all the total amounts for the orders from that country/region and display this rollup field in a Power BI chart.
Does the solution meet the goal?

- A. Yes
- B. No

Answer: B

Explanation:

Instead use a calculated field.
Need to calculate the exchange rate in USD.
Calculated columns are calculated in real-time when they are retrieved. Reference:
<https://docs.microsoft.com/en-us/powerapps/developer/data-platform/calculated-rollup-attributes>

NEW QUESTION 152

- (Topic 4)

Note: This question is part of a series of questions that present the same scenario. Each question in the series contains a unique solution that might meet the stated goals. Some question sets might have more than one correct solution, while others might not have a correct solution.
After you answer a question in this section, you will NOT be able to return to it. As a
A company has locations in multiple countries and regions across four continents. The company stores the total amount of each order in the local currency of the country/region where the customer is located. The company stores the applicable exchange rates in a custom US dollars (USD) exchange rate table.
You need to create a visualization that displays the total amount of orders by country/region in USD.
Proposed solution: Create a model-driven chart on the country/region table that aggregates the total amount of the orders by country/region.
Does the solution meet the goal?

- A. Yes
- B. No

Answer: B

Explanation:

Instead use a calculated field.
Need to calculate the exchange rate in USD.
Calculated columns are calculated in real-time when they are retrieved.
Reference:
<https://docs.microsoft.com/en-us/powerapps/developer/data-platform/calculated-rollup-attributes>

NEW QUESTION 154

DRAG DROP - (Topic 4)

You have the following Common Data Service entities: BusinessContracts and
You need to configure an N:N relationship between the two entities.
Which three actions should you perform in sequence? To answer, move the appropriate actions from the list of actions to the answer area and arrange them in the correct order.

Actions	Answer Area
Select Add relationship and then select the many-to-many relationship option.	
Select the BusinessAccounts entity as the related entity.	
Open the relationship tab of the BusinessContracts entity.	
Choose the Relationship Name and Relationship Entity Prefix.	

- A. Mastered
- B. Not Mastered

Answer: A

Explanation:

Step 1: Open the relationship tab of the BusinessContracts entity. View entity relationships
From the Power Apps portal, select either Model-driven or Canvas design mode. Select Data > Entities and select the entity that has the relationships you want to view. With the Relationships tab selected, you can select the following views:
Step 2: Select Add relationship.. Create relationships
While viewing entity relationships, in the command bar, select Add relationship and choose Many-to-many.
Step 3: Select the BusinessAccounts entity as the related entity.

NEW QUESTION 159

- (Topic 4)

Note: This question is part of a series of questions that present the same scenario. Each question in the series contains a unique solution that might meet the stated goals. Some question sets might have more than one correct solution, while others might not have a correct solution.
After you answer a question in this section, you will NOT be able to return to it. As a result, these questions will not appear in the review screen.

A company has locations in multiple countries and regions across four continents. The company stores the total amount of each order in the local currency of the country/region where the customer is located. The company stores the applicable exchange rates in a custom US dollars (USD) exchange rate table.
You need to create a visualization that displays the total amount of orders by country/region in USD.
Proposed solution:
Create a custom column that converts the order total to USD by using the relationship between order local currency and the USD exchange rate table in Power BI Desktop and display this column in a Power BI chart by country/region.
Does the solution meet the goal?

- A. Yes
- B. No

Answer: B

Explanation:

Instead use a calculated field.
Need to calculate the exchange rate in USD.
Calculated columns are calculated in real-time when they are retrieved. Reference:
<https://docs.microsoft.com/en-us/powerapps/developer/data-platform/calculated-rollup-attributes>

NEW QUESTION 162

- (Topic 4)

You are creating a canvas app for a company that delivers packages. The app will display one screen for each delivery attempt.
Drivers must make three attempts to deliver a package before returning the package back to a warehouse. Drivers must enter details about delivery on a second screen in the app.
You need to display a list of delivery attempts on the delivery screen.
Which two components can you add to the app to display details about the delivery attempts? Each correct answer presents a complete solution.
NOTE: Each correct selection is worth one point.

- A. Data table
- B. Vertical gallery
- C. Display form
- D. Drop-down

Answer: AC

Explanation:

The Data table control shows a dataset.
In a canvas app, add and configure a Display form control to show all fields in a record. Reference:
<https://docs.microsoft.com/en-us/powerapps/maker/canvas-apps/controls/control-data-table> <https://docs.microsoft.com/en-us/powerapps/maker/canvas-apps/working-with-form-layout>

NEW QUESTION 163

- (Topic 4)

You create a canvas app that uses the following resources:

- Power Automate cloud flow
- Custom connector
- Microsoft Dataverse customization
- Connection

You need to export the app as a package to move the app to a different environment. Which resource type will be exported with the app?

- A. Custom connector
- B. Connection
- C. Microsoft Dataverse customization
- D. Power Automate cloud flow

Answer: D

NEW QUESTION 167

- (Topic 4)

You create a canvas app.
You need to ensure that there are no screen reader issues in the app.
Which three actions should you perform in sequence? To answer, move the appropriate actions from the list of actions to the answer area and arrange them in the correct order.

Actions

Open Test Studio.

Select Formula.

Open the App checker.

Select Accessibility.

Select Error.

Answer Area

>

<

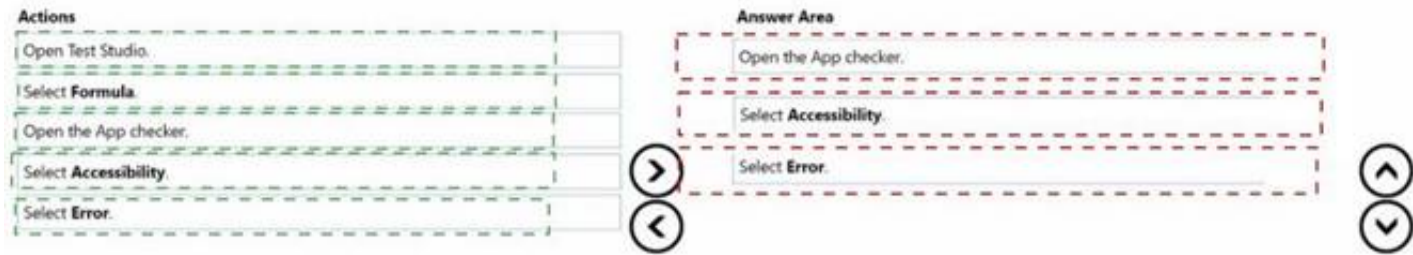
↑

↓

- A. Mastered
- B. Not Mastered

Answer: A

Explanation:



NEW QUESTION 171

- (Topic 4)

Note: This question is part of a series of questions that present the same scenario. Each question in the series contains a unique solution that might meet the stated goals. Some question sets might have more than one correct solution, while others might not have a correct solution.

After you answer a question in this section, you will NOT be able to return to it. As a result, these questions will not appear in the review screen.

You are creating a canvas app.

You need to automatically detect bicycles in pictures taken with the camera. Proposed solution:

? Create an Object Detection custom model in AI Builder.

? Train the model with pictures of bicycles and then publish the trained model.

? Add the Object Detector control to your canvas app.

Does the solution meet the goal?

A. Yes

B. No

Answer: A

Explanation:

To train an object detection model to recognize your objects, you have to gather images that contain those objects.

The first thing you'll do when you create an AI Builder object detection model is to define its domain.

Upload images

Then Train and publish your object detection model

The object detector component takes a photo or loads an image file to do an object detection scan. On a mobile device, the user chooses between taking a photo or selecting one already available in the device user interface. When an image is selected, the component automatically scans it to identify objects.

Reference:

<https://docs.microsoft.com/en-us/ai-builder/prediction-overview> <https://docs.microsoft.com/en-us/ai-builder/object-detector-component-in-powerapps>

NEW QUESTION 174

- (Topic 4)

A company uses data loss prevention (DLP) policies. You have a Power Automate flow that posts Twitter mentions into a Microsoft SharePoint list.

You are not able to activate the flow. You need to troubleshoot the issue.

What are two possible reasons why you cannot activate the flow? Each correct answer presents a complete solution.

NOTE: Each correct selection is worth one point.

A. You are not assigned the Power Platform Admin role.

B. You placed all connectors into the Business group within the DLP policy.

C. You placed all connectors into the Non-Business group within the DLP policy.

D. You are not assigned the Environment Admin role.

Answer: BD

Explanation:

Reference:

<https://docs.microsoft.com/en-us/power-platform/admin/wp-data-loss-prevention>

NEW QUESTION 176

DRAG DROP - (Topic 4)

You perform repeatable tasks using software installed on a home computer. The operating system includes Microsoft Power Automate Desktop.

You need to decide which tasks to automate using Power Automate Desktop.

Which tasks can you automate? To answer, drag the appropriate can automate responses to the correct tasks. Each can automate response may be used once, more than once, or not at all. You may need to drag the split bar between panes or scroll to view content

NOTE: Each correct selection is worth one point.

Options

Yes

No

Answer Area

Task	Can automate
Move files from one folder to another, rename them, and put into archive.	<input type="checkbox"/>
When an email arrives, save attachments from Outlook to your OneDrive folder.	<input type="checkbox"/>
Read product prices from an online shop and add them to an Excel file.	<input type="checkbox"/>
Schedule reading currency exchange rates and save them to an Excel file each day at 7:00 a.m.	<input type="checkbox"/>

A. Mastered

B. Not Mastered

Answer: A

Explanation:

Options

Yes

No

Answer Area

Task

Move files from one folder to another, rename them, and put into archive.

When an email arrives, save attachments from Outlook to your OneDrive folder.

Read product prices from an online shop and add them to an Excel file.

Schedule reading currency exchange rates and save them to an Excel file each day at 7:00 a.m.

Can automate

Yes

Yes

Yes

Yes

NEW QUESTION 179

- (Topic 4)

You are creating an app for a company. You need to evaluate the default solution.

Which two behaviors should you expect from the default solution? Each correct answer presents a complete solution.

NOTE: Each correct selection is worth one point.

- A. You can change the prefix of the publisher of the default solution
- B. If you create a Power Automate flow in a solution, the flow uses the prefix defined in the publisher in the publisher
- C. You can change the version number of the default solution

Answer: AC

Explanation:

https://docs.microsoft.com/en-us/dynamics365/customerengagement/on-premises/customize/use-solutions-for-your-customizations?view=op-9-1

NEW QUESTION 181

DRAG DROP - (Topic 4)

You plan to create apps for a company.

You need to identify the Power Platform tools required.

What should you use? To answer, drag the appropriate tools to the correct requirements. Each tool may be used once, more than once, or not at all. You may need to drag the split bar between panes or scroll to view content.

NOTE: Each correct selection is worth one point.

Tools

Power Virtual Agents bot

Power Automate

Canvas app

Model-driven app

Answer Area

Requirement

Create an app with a customized user interface that allows users to quickly create support tickets.

Create an app that uses a guided business process to navigate through all records associated with a support ticket.

Send an email to a customer support manager every time a support ticket is created.

Create an automated chat tool that guides a customer through the support ticket creation process.

Tool

Tool

Tool

Tool

Tool

- A. Mastered
- B. Not Mastered

Answer: A

Explanation:

Box 1: Canvas App

Box 2: Model-driven app

Model-driven app design is a component-focused approach to app development. Model-driven app design doesn't require code and the apps you make can be simple or very complex. Unlike canvas app development where the designer has complete control over app layout, with model-driven apps much of the layout is determined for you and largely designated by the components you add to the app.

Box 3: Power Automate

Power Automate is a service that helps you create automated workflows between your favorite apps and services to synchronize files, get notifications, collect data, and more.

Box 4: Power Virtual Agents bot

When you create bots with Power Virtual Agents, you author and edit topics.

NEW QUESTION 185

HOTSPOT - (Topic 4)

A company uses Microsoft Power Platform. The company categorizes customers into Specialty shop, Grocery store, Wholesaler, and Seasonal market groups by using a custom choice type column.

The staff uses a model-driven app with an interactive dashboard that displays all customer

You must update the app to provide the following functionality:

- Display selected customers by type in the interactive dashboard.
- Search for customers across multiple tables by postal code by entering any number of characters.

You need to configure the system.

Which configuration options should you use? To answer, select the appropriate options in the answer area.

NOTE: Each correct selection is worth one point.

Answer Area

Requirement

Display customers by type.

Search by postal code.

Configuration

Enable sync with global choice.

Enable the global filter.

Enable the searchable property.

Enable sync with global choice.

Enable the sortable property.

Enable the searchable property.

Find by setting in quick find.

Filter by setting in quick find.

Enable the searchable property.

Enable the global filter on the postal code.

- A. Mastered
B. Not Mastered

Answer: A

Explanation:

Answer Area

Requirement

Display customers by type.

Search by postal code.

Configuration

Enable sync with global choice.

Enable the global filter.

Enable the searchable property.

Enable sync with global choice.

Enable the sortable property.

Enable the searchable property.

Find by setting in quick find.

Filter by setting in quick find.

Enable the searchable property.

Enable the global filter on the postal code.

NEW QUESTION 189

- (Topic 4)

You are an app maker.

You want to create apps and track customizations as part of the default solution. You need to determine the impact of performing the work in the default solution. What should you conclude?

- A. The default solution does not contain all components and customizations from all solutions in the environment.
B. The prefix used when creating components as part of the default solution can be set to a specific value.
C. The default solution cannot be exported and distributed to another environment.

Answer: C

Explanation:

Default Solution. This is a special solution that contains all components in the system. The default solution is useful for discovering all the components and configurations in your system.

Why you shouldn't use the default solutions to manage customizations

There are a few reasons why you shouldn't create apps and make customizations in either of the default solutions:

? The default solution can't be exported; therefore, you can't distribute the default solution to another environment.

The default solution contains all components and customizations from all solutions in the environment.

By default, all enabled users can create apps and customize components in the Common Data Services Default Solution.

It's difficult to locate or identify the customizations you've made in the environment by using either default solution.

When you use either default solution to create components, you'll also use the default publisher assigned to the solution. This often results in the wrong publisher prefix being applied to some components.

Reference:

https://docs.microsoft.com/en-us/power-platform/alm/use-solutions-for-your-customizations

NEW QUESTION 190

DRAG DROP - (Topic 4)

DRAG DROP

A company is migrating to a new Microsoft 365 tenant. You create an expense

You need to move the latest version of the canvas app and cloud flow to the new tenant. Which three actions should you perform in sequence? To answer, move the appropriate

actions from the list of actions to the answer area and arrange them in the correct order.

Actions

Import the app.

Publish all changes.

Create a copy of the app in the cloud.

Export the app as a package.

Share the app with a user in the new tenant.

Answer Area

>

<

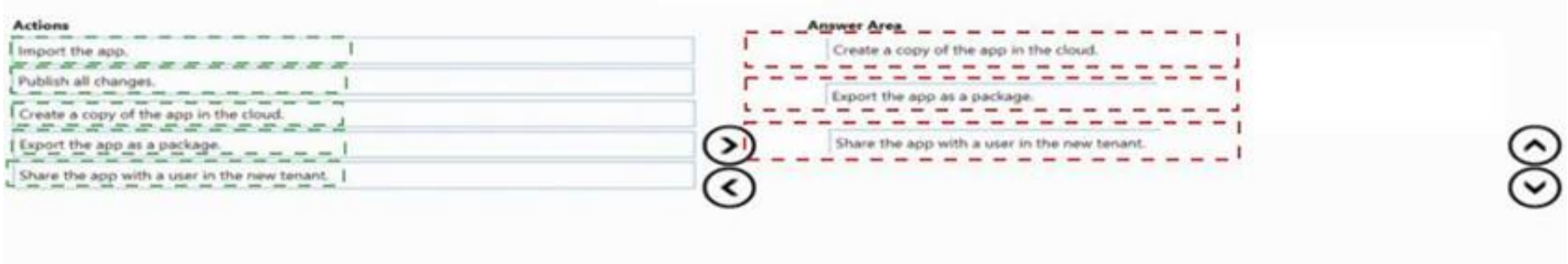
<

>

- A. Mastered
- B. Not Mastered

Answer: A

Explanation:



NEW QUESTION 193

HOTSPOT - (Topic 4)

Rangers in national parks report wildlife they encounter during patrols. The rangers record observations in a notebook when they are on patrol. The rangers manually enter observation data when they are in the office. You are designing an app that allows rangers to record their observations while they are on patrol. The wildlife is modeled as a custom table named Wildlife. The model has relationships to the annotation entity and to a custom entity named Wildlife Details. In the Wildlife Details entity, rangers capture more information as they observe an animal's habitat. When observing wildlife, rangers must indicate whether an animal requires medical attention. The app must synchronize and save data to Common Data Service when connectivity is available. You need to design the app. What should you do? To answer, select the appropriate options in the answer area. NOTE: Each correct selection is worth one point.

Requirement	Action
Enter notes related to wildlife records.	<div>▼</div> <div>Enable the Wildlife entity and annotation entity for mobile offline. Enable the attachments entity and the annotation entity for mobile offline. Enable the Wildlife entity for mobile offline and enable attachments on the Wildlife entity. Enable the Wildlife entity for mobile offline and use the timeline control for the Wildlife form.</div>
Enter wildlife details as related records.	<div>▼</div> <div>Allow feedback on the Wildlife Details entity. Enable the Wildlife Details entity for mobile offline. Enable change tracking on the Wildlife Details entity. Enable attachments on the Wildlife Details entity and enable the Wildlife Details entity for mobile offline.</div>
Indicate that an animal requires medical attention.	<div>▼</div> <div>Create a business rule. Create a business process. Create a Power Automate flow.</div>

- A. Mastered
- B. Not Mastered

Answer: A

Explanation:

Box 1: Enable the Wildlife entity and the annotation entity for mobile offline
Note: As part of the 2020 Wave 2 release, we made generally available offline capabilities for model driven apps for users of Power Apps. Makers and administrators can now configure apps to be available offline on a user's device, and users can continue to complete their tasks against the local cache on their phone even with intermittent or no network connectivity. When the network is re-established, the users' changes are seamlessly synchronized back to the cloud.
Box 2: Enable attachments on the Wildlife Details entity and enable Wildlife Details entity for mobile offline.
Box 3: Create a business process.
Business process flows. Ensure that people enter data consistently and follow the same steps every time they work in an app by creating a business process flow.
Note: Power Automate includes several types of processes, each designed for a different purpose:
? Automated flows. Create a flow that performs one or more tasks automatically
? Button flows.
? Scheduled flows. Create a flow that performs one or more tasks on a schedule such as once a day, on a specific date, or after a certain time.
? Business process flows. Ensure that people enter data consistently and follow the same steps every time they work in an app by creating a business process flow.
? Workflows and actions. Dynamics 365 customizers may be familiar with the classic Microsoft Dataverse processes, which are workflows and actions.

NEW QUESTION 195

- (Topic 4)

A company uses a canvas app. The last published version of the app is version 18. You edit the app. You save your updates and run the app. When you test the app, you discover you deleted a screen. You need to restore the last published version of the app. What is the version number of the app after you successfully restore it?

- A. 17
- B. 18
- C. 18.1
- D. 20

Answer: B

NEW QUESTION 200

- (Topic 4)

You create a Microsoft Power BI report with multiple visualizations displayed together. The report must be available to users in all security roles. You need to display the report in a model-driven app. What should you embed?

- A. Power BI dashboard on a model-driven form.
- B. Power BI tile on a model-driven form.
- C. Power BI dashboard on a model-driven dashboard.
- D. Power BI tile on a model-driven dashboard.

Answer: D

NEW QUESTION 204

- (Topic 4)

You create a Power Platform solution. Solution data is stored in a variety of documented cloud services. You need to configure the data sources. What should you do?

- A. Create a data gateway.
- B. Use a content pack.
- C. Create a custom data connector.
- D. Add metadata to standard entities.

Answer: B

Explanation:

Common Data Model is built upon a rich and extensible metadata definition system that enables you to describe and share your own semantically enhanced data types and structured tags, capturing valuable business insight which can be integrated and enriched with heterogeneous data to deliver actionable intelligence. Common Data Model can be used by various applications and services including Microsoft Dataverse, Dynamics 365, Microsoft Power Platform, and Azure ensuring that all of your services can access the same data.

Note: A wide variety of applications and services can easily access data in a data lake, however, each consumer must understand the format and meaning of the data before it can provide value. The Common Data Model simplifies this process by providing a metadata system that describes the data and standard entities to which producers can map.

Reference:

<https://docs.microsoft.com/en-us/common-data-model/use>

NEW QUESTION 205

- (Topic 4)

You work in a warehouse. You build an app for physical inventory counts that is used by different staff members. The typical count takes 14 hours.

The app has a warehouse screen with a gallery that contains the aisles in the warehouse. When a staff member selects an aisle record, another screen displays all the items stored in that aisle. The staff must know how long each aisle takes to do a physical inventory count.

You need to add logic to the app. What should you do?

- A. Configure a timer control, add it to the aisle screen, and then reset it when exiting the aisle screen
- B. Create and configure a stopwatch custom control, and then add it to the gallery
- C. Create and configure a stopwatch custom component, and then add it to the aisle screen
- D. Configure a timer control, add it to the gallery, and then reset it when the selection changes

Answer: C

Explanation:

Reference:

<https://www.cdata.com/kb/tech/azuredatalake-odata-powerapps.rst>

NEW QUESTION 207

- (Topic 4)

You create an automated flow by using Power Automate. The flow appears under My Flows and is connected to the development environment. The development environment has a solution to move components into a production environment.

You need to ensure that you can transfer the flow to another environment. What should you do?

- A. Add the flow to the default solution of the development environment and export as a managed solution.
- B. Change the environment for the flow.
- C. Add the flow to the existing solution.
- D. Add the flow to the default solution of the production environment.

Answer: A

Explanation:

It is very normal for a developer to build the power automate in one environment and then export that automate & import it to another destination environment. Exporting our Solution

After validating our flows work in our test environment, we now want to promote it to our production environment. We can export our solution by finding it in our Solutions experience, clicking on the ..., selecting Export.

Reference:

<https://flow.microsoft.com/en-us/blog/solutions-in-microsoft-flow/>

NEW QUESTION 209

- (Topic 4)

Engineers in an organization plan to attend an international product show.

The engineers must be able to capture information about presented products based on personal assessment and interest. The engineers must capture the information by taking pictures of the booth, brochures, and other product-specific materials.

You need to provide a button flow to streamline the process.
Which two AI Builder models should you use? Each correct answer presents part of the solution.
NOTE: Each correct selection is worth one point.

- A. Language detection
- B. Sentiment analysis
- C. Category classification
- D. Business card reader
- E. Form processing

Answer: AD

Explanation:

International product show: The language detection prebuilt model identifies the predominant language of a text document. The model analyzes the text and returns the detected language and a numeric score from 0 through 1. Scores close to 1 indicate higher confidence in the result. The detected language is returned as the "script" of the language. For instance, for the phrase "I have a dog", it will return "en" instead of "en-US". The response for languages that can't be detected is unknown.
Use the AI Builder business card reader component to detect business cards and extract their information. You can take photos directly in the component or load images that you've taken. Data is extracted and identified by using the properties listed below.
Reference:
<https://docs.microsoft.com/en-us/ai-builder/prebuilt-language-detection> <https://docs.microsoft.com/en-us/ai-builder/business-card-reader-component-in-powerapps>

NEW QUESTION 214

- (Topic 4)
A company creates multiple cases in Microsoft Dataverse each day with a status of New.
For all cases with a status of New, the system must send an email to the customer and then change the status to in Process.
You need to create a Microsoft Power Automate cloud flow to automatically send the email. What should you do?

- A. Trigger the flow on a schedule and then configure the flow to use the Compose data operation to get a list of cases and send email to each from inside a loop.
- B. Trigger the flow on a schedule and then configure the flow to use the Dataverse Listrows action to query case records using a filter and send email to each from inside a loop.
- C. Trigger the flow manually on the case and then configure the flow to send the email.

Answer: B

NEW QUESTION 219

HOTSPOT - (Topic 4)
HOTSPOT
A company uses Power Apps and Microsoft Data verse. You need to perform the following activities:
* Create a model-driven app.
* Design navigation for the app
* Show an approval name field on the form if the amount is greater than \$1,000.

Which features should you use? To answer, select the appropriate options in the answer area. NOTE: Each correct selection is worth one point.

Answer Area

Activity	Feature
Create model driven app.	<div>App designer</div> <div>App designer</div> <div>Solution checker</div> <div>App checker</div>
Design app navigation.	<div>Site map</div> <div>Site map</div> <div>Solutions area</div> <div>Table designer</div>
Show approval name field if amount > \$1,000.	<div>Table designer</div> <div>Form designer</div> <div>Table designer</div> <div>Business rule designer</div>

- A. Mastered
- B. Not Mastered

Answer: A

Explanation:

Answer Area

Activity	Feature
Create model driven app.	<div>App designer</div> <div>App designer</div> <div>Solution checker</div> <div>App checker</div>
Design app navigation.	<div>Site map</div> <div>Site map</div> <div>Solutions area</div> <div>Table designer</div>
Show approval name field if amount > \$1,000.	<div>Table designer</div> <div>Form designer</div> <div>Table designer</div> <div>Business rule designer</div>

NEW QUESTION 220

DRAG DROP - (Topic 4)
A company uses Power Automate.
The company requires three cloud flows for the following:

• Send email notifications to a team member after an expense request is approved.
• If a document is uploaded to OneDrive. forward the document as an email attachment.
• Send an email at 4:00 PM on Fridays to remind team members to submit timesheets. You need to create the cloud flows.
Which cloud flow types should you create? To answer, drag the appropriate cloud flows to the correct activities. Each cloud flow may be used once, more than once, or not at all. You
NOTE: Each correct selection is worth one point.

Cloud flows		Activity	Cloud flow
Automated	⋮	Send notifications after expense request approvals.	
Scheduled		Forward new OneDrive documents as attachments.	
Instant		Send timesheet reminder emails at 4:00 PM on Fridays.	

- A. Mastered
B. Not Mastered

Answer: A

Explanation:

Cloud flows		Activity	Cloud flow
Automated	⋮	Send notifications after expense request approvals.	Instant
Scheduled		Forward new OneDrive documents as attachments.	Automated
Instant		Send timesheet reminder emails at 4:00 PM on Fridays.	Scheduled

NEW QUESTION 225

- (Topic 4)
DRAG DROP

A company uses Power Apps and Microsoft Dataverse.
The company has three solutions that you must move to a target environment:
• One solution is created for security roles. You must be able to add roles to the solution in the target environment
• One solution is created for table additions and modifications. Table structures must be updated in the solution in the target environment.
• One solution is for customizations. The custom actions must not be modified in the solution in the target environment
You need to create the solutions.
Which type of solutions should you create? To answer, drag the appropriate solutions to the correct requirements- Each solution may be used once, more than once, or not at all You may need to drag the split bar between panes or scroll to view content.

Solutions		Requirement	Solution
Unmanaged	⋮	Security roles	
Managed		Tables	
		Customizations	

- A. Mastered
B. Not Mastered

Answer: A

Explanation:

Solutions		Requirement	Solution
Unmanaged	⋮	Security roles	Unmanaged
Managed		Tables	Unmanaged
		Customizations	Managed

NEW QUESTION 229

DRAG DROP - (Topic 4)

An insurance broker uses a Microsoft Dataverse environment with custom tables. You create a Power Apps app to manage vehicle insurance policies.
The app has a drop-down field that allows users to categorize a policy holder's driving record. This category field is not mandatory.
You need to ensure that insurance agents enter the correct categories when creating a new vehicle policy.
Which three actions should you perform in sequence? To answer, move the appropriate actions from the list of actions to the answer area and arrange them in the correct order.

Actions

In the vehicle policy table, click on Add subcomponents and navigate to Business rules.

Add a Recommendation card, select the driver record drop-down field and enter the recommendation details.

In the vehicle policy table, navigate to Business rules.

Add a business rule and enter a meaningful business rule name.

Click on the Condition card, select the Vehicle Policy and check for new driver.

>

<

Answer area

>

<

- A. Mastered
- B. Not Mastered

Answer: A

Explanation:

Actions

In the vehicle policy table, click on Add subcomponents and navigate to Business rules.

Add a Recommendation card, select the driver record drop-down field and enter the recommendation details.

>

<

Answer area

1 In the vehicle policy table, navigate to Business rules.

2 Add a business rule and enter a meaningful business rule name.

3 Click on the Condition card, select the Vehicle Policy and check for new driver.

>

<

NEW QUESTION 232

- (Topic 4)

You significantly modify a canvas app. You need to generate a new app version. What should you do?

- A. Publish the app.
- B. Update the major version number.
- C. Update the version notes.
- D. Update the minor version number.
- E. Save the app.

Answer: A

NEW QUESTION 237

HOTSPOT - (Topic 4)

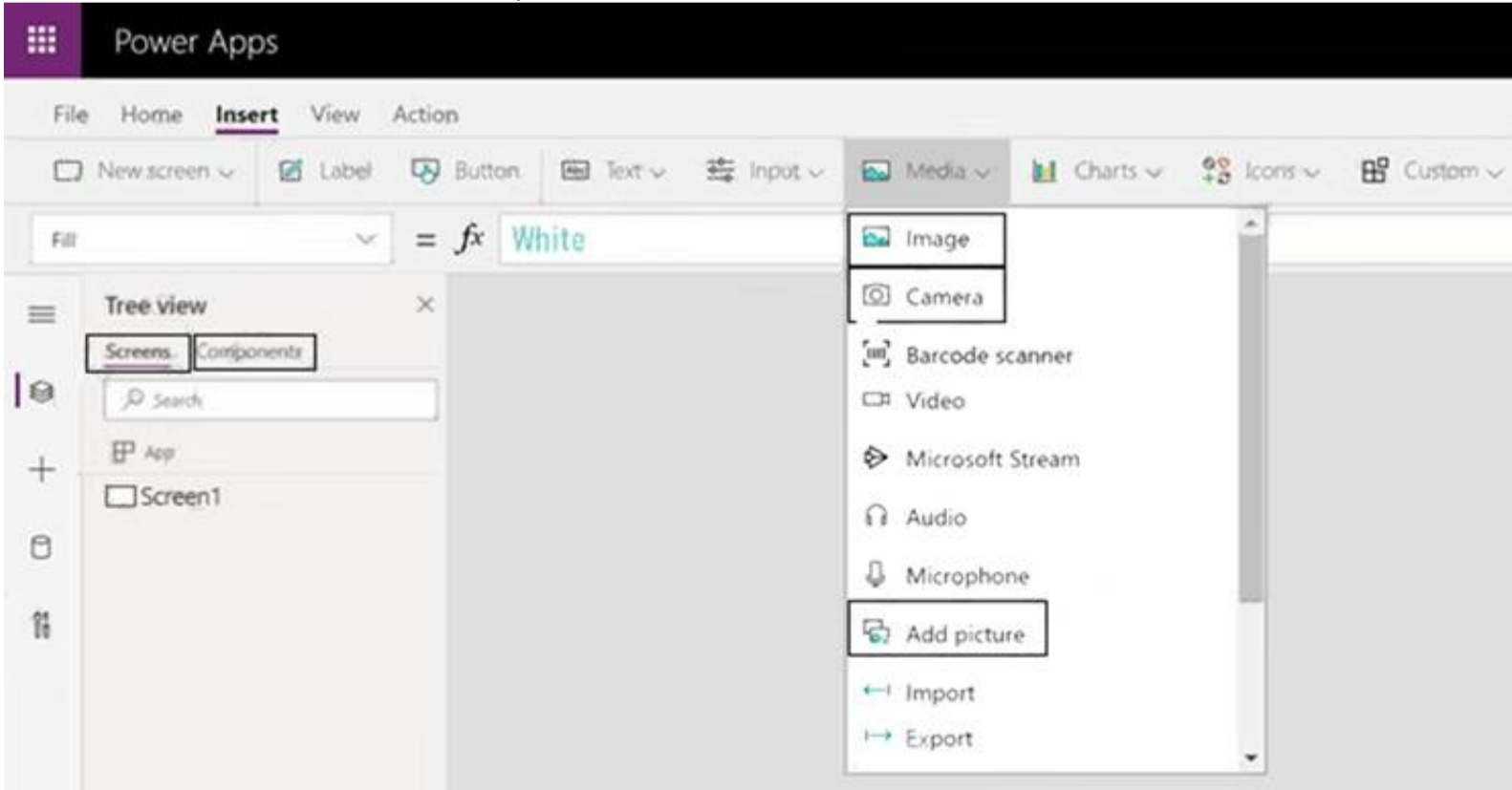
You are developing an app for a package delivery company. Delivery team members will use the app on their phones. Distribution center team members will use a web-based version of the app that runs on tablet devices.

When a delivery person arrives at a location and the package recipient is present, the app must capture the recipient's signature. If the recipient is not available, the app must capture a picture of the drop-off location or the person receiving the package.

You need to design phone-based and web-based versions of the app.

Which app type and media control should you use? To answer, configure the appropriate options in the answer area.

NOTE: Each correct selection is worth one point.



- A. Mastered

B. Not Mastered

Answer: A

Explanation:

App Type: Screens

To insert the Camera control in your PowerApps program you can use the blank screen, and select Insert->Media->Camera.

Media Type: Camera

Use the Camera control to capture pictures with a device's camera. The device must have a camera and the user must authorize the app to use the camera.

Tap or select the camera control to capture a picture from the camera.

The most recently captured picture is available through the Photo property. With this property, the images can be:

? Viewed with the Image control. Use the Image control to view the captured image.

? Temporarily put in a variable or a collection.

? Stored in a database.

? Transmitted as a base64 encoded text string.

NEW QUESTION 239

- (Topic 4)

You create a canvas app named Hardware Order that suggests computer hardware to customers.

A value must be entered for the EmployeeID field when creating a new order if the value in the OrderType field does not contain the prefix test.

You need to configure the business rule.

Which two actions should you perform? Each correct answer presents part of the complete solution.

NOTE: Each correct selection is worth one point.

A. Set the scope of the business rule to Entity.

B. Add a Recommendation action and configure it to enter the order type.

C. Set the scope of the business rule to All Forms.

D. Use the following condition expression:(OrderType Does not begin with [test]) AND (Modified By Does not contain data)

Answer: AD

Explanation:

Reference:

<https://docs.microsoft.com/en-us/powerapps/maker/common-data-service/data-platform-create-business-rule>

NEW QUESTION 240

HOTSPOT - (Topic 4)

A company is building a Power Apps app to track key project tasks.

Users assign tasks a risk status on a scale of 0 to 100 by using a slider input control named RiskStatus on the app. The highest risks use the risk status value of 100.

For each task, the user selects a button named RiskLevel to send the name of the task and RiskStatus number to key project stakeholders. The color of the button must change to the color listed in the following table based on the value of the RiskStatus control. The default color for the button is green.

RiskStatus slider value	Risk description	RiskLevel button color
0–50	No/Low risk	Green
51–100	High risk	Red

You need to configure the solution to change the color of the RiskLevel button.

How should you configure the app? To answer, select the appropriate options in the answer area.

NOTE: Each correct selection is worth one point.

Question	Response
Where do you enter the formula to change the button color?	<div> <input type="text"/> ▼ </div> <div> <input type="checkbox"/> On the RiskStatus slider. </div> <div> <input type="checkbox"/> On the RiskLevel button. </div> <div> <input type="checkbox"/> In the variables of the Power Apps app. </div> <div> <input type="checkbox"/> On the OnStart property of the Power Apps app. </div>
Which formula should you use?	<div> <input type="text"/> ▼ </div> <div> <input type="checkbox"/> If (RiskStatus.Value > 75) (return Red;) </div> <div> <input type="checkbox"/> If (RiskStatus.Value > 75, Red, Green) </div> <div> <input type="checkbox"/> If (RiskStatus.Value > 75 ? Red : Green) </div> <div> <input type="checkbox"/> RiskLevel.Fill = RiskStatus.Value > 75 ? Red : Green; </div>

A. Mastered

B. Not Mastered

Answer: A

Explanation:

Box 1: On the RiskLevel button.

On the RiskLevel button fill property.

Box 2: Risklevel.Fill = RiskStatus.Value > 75 ? Red : Green;

Most every type of control in a Power App, has a Fill property, for the fill color.

NEW QUESTION 241

- (Topic 4)

A company uses Microsoft platforms for all accessibility, compliance, and security auditing.

The auditing and compliance division of the company flags a newly created Power Apps canvas app due to accessibility issues. The app must be unpublished until it conforms to Microsoft accessibility requirements and recommendations.

You need to identify all accessibility issues for a solution. What should you use?

- A. Microsoft Accessibility Conformance Reports
- B. Microsoft Compliance Center
- C. Power Apps Studio
- D. Microsoft Accessibility Guides
- E. Microsoft Visual Studio

Answer: C

Explanation:

? Find accessibility issues

? In the upper-right corner of Power Apps Studio, select the icon for the App checker.

? App checker icon.

? In the menu that appears, select Accessibility.

? A list of issues appears, sorted first by severity and then by screen.

? Select the arrow next to an item to show details about it.

? Accessibility checker details.

? Select the back arrow to return to the list of items.

? If you decide to address an issue, select it to open the affected property.

? After you change one or more properties, select Re-check to update the list of issues.

Reference:

<https://docs.microsoft.com/en-us/powerapps/maker/canvas-apps/accessibility-checker> <https://support.microsoft.com/en-us/accessibility/enterprise-answer-desk>

NEW QUESTION 243

- (Topic 4)

Note: This question is part of a series of questions that present the same scenario. Each question in the series contains a unique solution that might meet the stated goals. Some question sets might have more than one correct solution, while others might not have a correct solution.

After you answer a question in this section, you will NOT be able to return to it. As a result, these questions will not appear in the review screen.

A company has locations in multiple countries and regions across four continents. The company stores the total amount of each order in the local currency of the country/region where the customer is located. The company stores the applicable exchange rates in a custom US dollars (USD) exchange rate table.

You need to create a visualization that displays the total amount of orders by country/region in USD.

Proposed solution:

Create a custom calculated field of type currency on the order table that converts the order total to USD and displays the total amounts by region in a Power BI chart.

Does the solution meet the goal?

- A. Yes

Answer: A

Explanation:

Instead use a calculated field.

Need to calculate the exchange rate in USD.

Calculated columns are calculated in real-time when they are retrieved. Reference:

<https://docs.microsoft.com/en-us/powerapps/developer/data-platform/calculated-rollup-attributes>

NEW QUESTION 244

HOTSPOT - (Topic 4)

A company is building a canvas app.

A user needs to understand which data they can make available for the 500 contacts that are present in the Contact table. All relevant data must be shown in the app. Single fields must show one record and grids must show multiple records. Only the primary fields for each related table should be shown for a contact.

Display name	Relationship name	Related table	Relationship type	Type	Customizable
Company Name	contact_customer_contacts	Contact	Many-to-one	Managed	Yes
Connected From	contact_connections1	Connection	One-to-many	Managed	Yes
Owning Team	Team_contacts	Team	Many-to-one	Standard	Yes

Use the drop-down menus to select the answer choice that answers each question based on the information presented in the graphic.

NOTE: Each correct selection is worth one point.

How should you design a screen to display the Connection table information for each contact in the Contacts table?

▼

Use a grid for the Contact table and a grid for the Connection table

Use a single field for the Contact table and a grid for the Connection table

Use a grid for the Contact table and a single field for the Connection table

Use a single field for the Contact table and a single field for the Connection table

How should you design a screen to display the Team table information for each contact in the Contact table?

▼

Use a grid for the Contact table and a grid for the Team table

Use a single field for the Contact table and a grid for the Team table

Use a grid for the Contact table and a single field for the Team table

Use a single field for the Contact table and a single field for the Team table

- A. Mastered
- B. Not Mastered

Answer: A

Explanation:

Box 1: Use a single field for Contact table and a grid for the Connection table The Contact table is on 1-side of the 1-to-many relation to the Connection table.
Box 2: Use a single field for Team table and a grid for the Connect table The Team table is on 1-side of the 1-to-many relation to Contact.

NEW QUESTION 249

DRAG DROP - (Topic 4)

The company is adding a multi-stream interactive dashboard to a model-driven app.
The company requires configuration of the dashboard to filter the table data based on modified accounts over the last month.
You need to configure the filters for the model-driven app dashboard.
Which configuration should you use? To answer, drag the appropriate locations to the correct requirements. Each configuration may be used once, more than once, or not at all. You may need to drag the split bar between panes or scroll to view content.
NOTE: Each correct selection is worth one point.

Configurations

Filter by

Table view

Filter table

Time frame

Answer Area

Requirement

Configuration

Configure visual filter attributes that the dashboard can use.

Configure the field that the dashboard uses to filter the table data monthly.

- A. Mastered
- B. Not Mastered

Answer: A

Explanation:

Box 1: Filter table
Filter Table: The visual filters and global filter attributes are based on this table.
Box 2: Filter By
Filter By: The column that the time frame filter applies to.

NEW QUESTION 250

- (Topic 4)

You are designing an interactive report for a model-driven app. The report will use more than five million records. The query that retrieves data for the report requires more than five minutes to complete.
You need to create the report. Which option should you use?

- A. Interactive dashboard
- B. Power BI
- C. Standard dashboard

Answer: B

NEW QUESTION 252

- (Topic 4)

A company uses a canvas app to encourage employees to take reading breaks during their work schedule. The reading breaks are created automatically as

Outlook tasks in the employees Outlook app. The app must trigger a Power Automate cloud flow when specific data is captured in the canvas app. You need to create and configure the flow. Which flow step should you configure first?

- A. Flow button for mobile
- B. Power Apps step with trigger conditions
- C. New Microsoft Outlook task
- D. Condition step

Answer: A

NEW QUESTION 253

DRAG DROP - (Topic 4)

You are designing an app for a bank. You plan to use the following entities in the app:

Entity	Comments
Clients	Clients are assigned to a branch office
Bank accounts	A client may have multiple bank accounts. A bank account may have multiple clients as bank account owners
Branch offices	Clients are assigned to a branch office
Employees	Each employee works at only one branch office

You need to configure the relationships between the entities.

Which relationship types should you use? To answer, drag the appropriate relationship types to the correct relationships. Each source may be used once, more than once, or not at all. You may need to drag the split bar between panes or scroll to view content.

NOTE: Each correct selection is worth one point.

Relationship types

- One-to-one
- One-to-many
- Many-to-one
- Many-to-many

Answer Area

Relationship		
Source entity	Target entity	Relationship type
Clients	Bank accounts	Relationship type
Clients	Branch offices	Relationship type
Branch offices	Employees	Relationship type

- A. Mastered
- B. Not Mastered

Answer: A

Explanation:

Box 1: Many-to-many

Box 2: Many-to-one

A client have a single branch office.

A branch office can have many clients.

Box 3: One-to-many

A branch office can have many employees. An employee only works at one branch office.

NEW QUESTION 254

- (Topic 4)

A company is implementing the Microsoft Power Platform to assist with consolidation of onsite inspections and audits of retail stores. Currently, the data used by the retail store inspections is located across multiple systems.

The canvas app must use one database to view and record all data used in the inspection process.

You need to design the solution.

Which three capabilities should you implement? Each correct answer presents part of the solution.

NOTE: Each correct selection is worth one point.

- A. Use an embedded access management framework for user security.
- B. Execute real-time data operations against external data sources through virtual entities.
- C. Store data used by a Power Apps app on both iOS and Android mobile platforms.
- D. Use Azure Data Lake storage to host the transactional data.

Answer: BCE

Explanation:

B: Virtual tables (also known as virtual entities) enable the integration of data residing in external systems by seamlessly representing that data as tables in Microsoft Dataverse, without replication of data and often without custom coding.

CE: Authenticating to a Gen 1 DataLakeStore Account Gen 1 uses OAuth 2.0 in Azure AD for authentication.

Reference:

<https://www.cdata.com/kb/tech/azuredatalake-odata-powerapps.rst>

NEW QUESTION 258

HOTSPOT - (Topic 4)

An administrator plans to create and deploy dashboards for use only by sales associates. The dashboards will display the current sales pipeline, open cases, recent major wins, and key opportunities by postal code.

Sales associates must be able to act on the specific data displayed in dashboards. You need to create the dashboards.

Which type of dashboards should you create? To answer, select the appropriate options in the answer area.

NOTE: Each correct selection is worth one point.

Requirement	Type of dashboard
Ensure that all sales associates can view the dashboard.	<div>▼</div> <div>User</div> <div>System</div>
Ensure that sales associates can interact with data from the dashboards.	<div>▼</div> <div>Standard</div> <div>Multi-stream</div> <div>Single-stream</div>

- A. Mastered
- B. Not Mastered

Answer: A

Explanation:

Box 1: User

Type of dashboard: If you want your dashboards to be available across the organization and do not want to manage the access levels at a more detailed level, you might want to create an organization-owned dashboard. However, if you are concerned about the access privileges and security of your dashboard, consider creating a user-owned dashboard where you have more control on who can access it.

Box 2: Single-stream

The single-stream dashboards display real-time data over one stream based on an entity view or queue. The single-stream dashboards are typically helpful to Tier 2 service leads or managers, who monitor fewer, but more complex or escalated cases.

NEW QUESTION 263

- (Topic 4)

You create a custom table as part of a solution in the development environment. You deploy major version solutions as managed solutions to production. The organization does not allow new solutions to be created in the production environment.

When a minor update is made to a column length, users cannot enter entire values. You need to allow users to enter entire values in the column.

Solution: Uninstall the most recent version of the solution from the production environment. Does the solution meet the goal?

- A. Yes
- B. No

Answer: B

NEW QUESTION 268

DRAG DROP - (Topic 4)

A company must use a Power Apps app custom control that is exported from a different canvas Power Apps app.

You need to insert the custom control into the Power Apps app.

Where should you complete the actions? To answer, drag the appropriate locations to the correct actions. Each location may be used once, more than once, or not at all. You may need to drag the split bar between panes or scroll to view content.

NOTE: Each correct selection is worth one point.

Objects	Action	Location
Display	Import a custom control from a file.	
Screens	Add an alignment to the custom control to display it in the middle of the Power Apps app screen.	
Components		

- A. Mastered
- B. Not Mastered

Answer: A

Explanation:

Box 1: Components

- * 1. To add code components to a canvas app:
- * 2. Navigate to Power Apps Studio.
- * 3. Create a new canvas app or edit an existing app to which you want to add the code component.
- * 4. Go to Insert > Custom > Import component.



NEW QUESTION 271

DRAG DROP - (Topic 4)

You are an app maker for a college. You create an app for student enrollment. The app captures the education level of the applicants. The education level at the time of enrollment is an option set in the student entity. The

? High school

? College

? Bachelor

You must split the College option into two option sets:

? College – 1 Year

? College – 2 years

The split must not impact existing data. You need to create the two option sets.

Which three actions should you perform in sequence? To answer, move the appropriate actions from the list of actions to the answer area and arrange them in the correct order.

Actions

Open the maker app and navigate to the student table

Publish the student entity

Save the student table

Open settings in the Power Platform admin center

Create new options for College - 1 Year and College - 2 years

Answer Area

- A. Mastered
- B. Not Mastered

Answer: A

Explanation:

Actions

Open the maker app and navigate to the student table

Publish the student entity

Save the student table

Open settings in the Power Platform admin center

Create new options for College - 1 Year and College - 2 years

Answer Area

Open the maker app and navigate to the student table

Create new options for College - 1 Year and College - 2 years

Publish the student entity

NEW QUESTION 275

- (Topic 4)

A company creates an app that uses Microsoft Dataverse tables.

The app creator wants to verify that the app is operating as expected by using a sample set of real-world data.

You need to import the sample data into Dataverse tables.

Which two technologies can you use? Each correct answer presents a complete solution.

NOTE: Each correct selection is worth one point.

- A. Power BI
- B. SharePoint
- C. Power Query
- D. Dataflows

Answer: CD

Explanation:

C: You can create a table in Dataverse and fill that table with data from an OData feed by using Power Query. You can use the same techniques to integrate data from these online and on-premises sources, among others:
SQL Server Salesforce IBM DB2
Access
Excel Web APIs
OData feeds Text files
D: You can create a new Dataverse table that stores all the metadata from the dataflow run. For every refresh of a dataflow, a record is added to this table. You can also store metadata for multiple dataflow runs in the same table.
Reference:
<https://docs.microsoft.com/en-us/power-query/dataflows/load-dataflow-metadata-into-dataverse-table>
<https://docs.microsoft.com/en-us/power-query/dataflows/add-data-power-query>

NEW QUESTION 278

HOTSPOT - (Topic 4)
You need to store a list of products and their colors. You have a Power Apps app that includes the following elements:
? a text box for the product name
? a drop-down list for the product color
? a button to add a product to the list
? a status message that shows whether the addition of a product to the list was successful
The button uses the following formula:

```
Collect(  
    colProductList,  
    {  
        Product: txtProductName.Text, Color: drpColors.Selected.Value  
    }  
);  
Set(  
    vStatusMessage, "Added '" & txtProductName.Text & "'"  
);  
timStatusMessage.Start;
```

For each of the following statements, select Yes if the statement is true. Otherwise, select No.
NOTE: Each correct selection is worth one point.

Statements	Yes	No
You must explicitly declare the collection before you can add product names and colors to the collection.	<input type="radio"/>	<input type="radio"/>
The formula stores the product name and the color in a collection.	<input type="radio"/>	<input type="radio"/>
vStatusMessage is a context variable that is used to store the status message.	<input type="radio"/>	<input type="radio"/>

- A. Mastered
- B. Not Mastered

Answer: A

Explanation:

Box 1: No
The Collect function adds records to a data source. If the data source doesn't already exist, a collection is created.
Box 2: Yes
Box 3: No
Use the Set function to set the value of a global variable, which temporarily holds a piece of information, such as the number of times the user has selected a button or the result of a data operation.

NEW QUESTION 283

DRAG DROP - (Topic 4)
You have a model-driven app that has an entity named Marinas. You have an entity named Boats that list the boats associated with each marina.
You must add a list of boats to the Marinas form. You must also add an option for users to select different views including boat owners and marina members.
You need to embed the list of boats associated with a Marina record in the entity form.
In which order should you perform the actions? To answer, move all actions from the list of actions to the answer area and arrange them in the correct order.

Actions

Add a Subgrid component to a form

Select **Show related records** and then select the related entity and default view for the subgrid

Save and publish the form

Select the **Allow users to change view** option

Answer Area

>

<

↑

↓

- A. Mastered
- B. Not Mastered

Answer: A

Explanation:

Step 1: Add a Subgrid component to a form
You add a subgrid component the same way as you add any other component.
Step 2: Select Show related records and then select the related entity and default view for the subgrid
Configure a subgrid component.
Properties available to configure when using a subgrid component on a form using the form designer include:
? Show related rows
When selected, the subgrid displays only rows related to the current row that is displayed on the form.
Step 3: Select the Allow users to change view
Configure a subgrid component.
Properties available to configure when using a subgrid component on a form using the form designer include:
? Allow users to change view
When selected, app users can change from the Default view to another view of the table selected in the Table property.
Step 4: Save and publish the form

NEW QUESTION 285

DRAG DROP - (Topic 4)
A company uses Power Automate and Power Apps to streamline business processes. You need to use AI Builder to analyze customer reviews of the company's products.
In which order should you perform the actions? To answer, move all actions from the list of actions to the answer area and arrange them in the correct order.

Action

Publish the model.

Connect data to the model.

Train the model.

Use the model in a Power Automate flow.

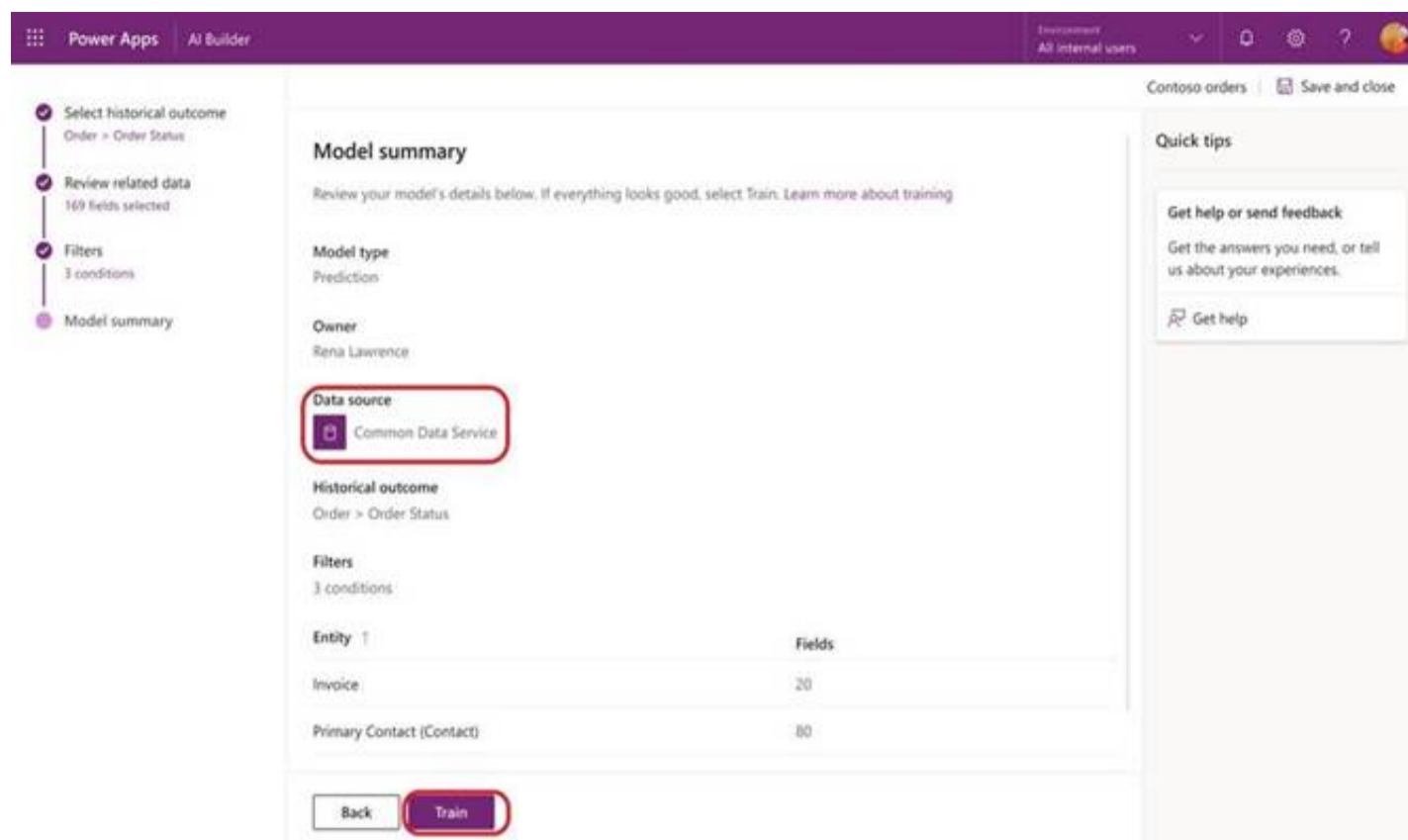
Answer Area

- A. Mastered
- B. Not Mastered

Answer: A

Explanation:

Step 1: Connect data to the model.
First create an AI Builder form processing model for the customer reviews you want to process.



Step 2: Train the model. Step 3: Publish the model.
 Step 4: Use the model in a Power Automate flow.
 Once you train and publish the model, create a solution-aware flow in Power Automate.

NEW QUESTION 288

- (Topic 4)

You have a Power Apps solution that includes three model-driven apps, a business process flow, and a scheduled flow. The solution is deployed to a datacentre in the United States.

You plan to deploy the solution to Canada.

You need to identify applicable government regulations for all components of the solution. Which three actions should you perform? Each correct answer presents part of the solution.

NOTE: Each correct selection is worth one point.

- A. View results in the Service Trust portal.
- B. Check the results of the Solution checker.
- C. Identify regulations for the region where the tenant resides.
- D. Identify all regulations for the region where the Common Data Service database resides.
- E. Configure data loss prevention (DLP) policies in the Power Platform Admin center.

Answer: ADE

Explanation:

A: The Microsoft Service Trust Portal provides a variety of content, tools, and other resources about Microsoft security, privacy, and compliance practices.

D: The Service Trust Portal contains details about Microsoft's implementation of controls and processes that protect our cloud services and the customer data therein.

Reference:

<https://docs.microsoft.com/en-us/microsoft-365/compliance/get-started-with-service-trust-portal>

NEW QUESTION 290

- (Topic 4)

You are creating a canvas app.

You need to display a limited list of choices to the end user. You must standardize the values and appearance of the list across all forms.

Which two actions should you perform? Each correct answer presents part of the solution.

NOTE: Each correct selection is worth one point.

- A. Add a drop-down field in the app
- B. Create a Global Option Set
- C. Add a new business rule
- D. Add a component to the component library

Answer: AB

Explanation:

A global Option Set can be shared across entities. Reference:

<https://powerapps.microsoft.com/en-us/blog/option-sets-and-many-to-many-relationships-for-canvas-apps/>

NEW QUESTION 291

- (Topic 4)

A clothing retailer is creating a Power Virtual Agents chatbot in Microsoft Teams. The chatbot will use Microsoft Dataverse for Teams to provide sales metrics by store.

A user wants to be able to ask the chatbot to see all the sales for pants.

You need to configure the chatbot to provide sales data for pants even when a user enters the terms jeans, slacks, or trousers.

Which chatbot component should you use?

- A. Skills
- B. Tables
- C. Topics
- D. Supported languages
- E. Entities

Answer: E

Explanation:

Reference:

<https://docs.microsoft.com/en-us/power-virtual-agents/advanced-entities-slot-filling>

NEW QUESTION 292

- (Topic 4)

Note: This question is part of a series of questions that present the same scenario. Each question in the series contains a unique solution that might meet the stated goals. Some question sets might have more than one correct solution, while others might not have a correct solution.

After you answer a question in this section, you will NOT be able to return to it. As a result, these questions will not appear in the review screen.

You are creating a canvas app.

You need to automatically detect bicycles in pictures taken with the camera. Proposed solution:

? Create a Prediction custom model in AI Builder.

? Train the model with pictures of bicycles and then publish the trained model.

? Add the Object Detector control to your canvas app.

Does the solution meet the goal?

- A. Yes
- B. No

Answer: B

Explanation:

Instead create an Object Detection custom model

Note: AI Builder prediction models analyze patterns in historical data that you provide. Prediction models learn to associate those patterns with outcomes. Then, we use the power of AI to detect learned patterns in new data, and use them to predict future outcomes.

Reference:

<https://docs.microsoft.com/en-us/ai-builder/prediction-overview>

NEW QUESTION 296

- (Topic 4)

You have a Power Automate flow that processes files in a Microsoft SharePoint document files.

Before leaving the office for the day, the manager must initiate the flow. The flow must not start processing files before 11:00 PM.

You need to configure the flow.

Which two actions should you perform? Each correct answer presents part of the solution.

NOTE: Each correct selection is worth one point.

- A. Add a recurrence trigger and configure to run daily at 11 00 PM.
- B. Add a Condition action
- C. If the time greater than 11:00 PM use a Terminate action prevent further processing.
- D. Manually trigger the flow.
- E. Add a Delay Until action and enter the timestamp for 11 00 PM.

Answer: CD

Explanation:

Delay an action until a specific timestamp.

Note: The Microsoft Dataverse connector provides four ways to add wait conditions. Use these wait conditions when you need to delay processing in your flows until a particular condition is met.

? Postpone triggering the flow and the first action until a specific time: Wait condition using Postpone Until.

? Add a fixed delay before the next step.

? Delay an action until a specific timestamp.

? Delay an action until a specific event occurs.

Reference:

<https://docs.microsoft.com/en-us/power-automate/dataverse/wait-conditions>

NEW QUESTION 299

- (Topic 4)

You are creating a canvas app.

You need to store and retrieve small amounts of data on a local device when the app is offline.

Which set of functions should you use?

- A. SaveData, LoadData
- B. Set, Patch
- C. Patch, Collect
- D. Set, Collect

Answer: A

Explanation:

LoadData and SaveData combine to form a simple mechanism to store small amounts of data on a local device. By using these functions, you can add simple offline capabilities to your app. Reference:

<https://docs.microsoft.com/en-us/powerapps/maker/canvas-apps/offline-apps>

NEW QUESTION 302

- (Topic 4)

A company uses Microsoft Power Apps.

You need to create a canvas app to display a Microsoft Power BI report. The report must use the context of a selected record in the app. Data in a Power BI control must be filtered to display the context of the selected record.

You need to propose the right solution.

Solution: Append filter parameter to Power BI report URL. Does the solution meet the goal?

A. Yes

B. No

Answer: A

NEW QUESTION 306

- (Topic 4)

You are creating an app for an organization's human resources (HR) department. You create an Employee entity in an unmanaged Common Data Service solution.

Another user creates the following Power Automate flows separately from the solution:

Flow	Description
FlowA	Send email to the HR manager when a new document is uploaded to Microsoft SharePoint.
FlowB	Send email to the HR manager after a user selects a document in Microsoft OneDrive for Business and runs the flow.
FlowC	Send email to the HR manager at 8 AM daily if new documents are uploaded in Microsoft OneDrive for Business since the previous day.
FlowD	Send email to the HR manager when a new employee record is added.

You need to incorporate the flows that can be added to the solution.

Which two flows can you include? Each correct selection presents a complete solution.

NOTE: Each correct selection is worth one point.

A. FlowA

B. FlowB

C. FlowC

D. FlowD

Answer: AD

Explanation:

You can add any of these conditions to determine precisely when your flow is triggered.

Reference:

<https://docs.microsoft.com/en-us/power-automate/connection-cds-native>

NEW QUESTION 308

- (Topic 4)

A company has hundreds of warehouses. You are developing an app for the shipping department at the company. The app must be able to provide the warehouse address for shipments. You need to create the warehouse field on the app form. Which field type should you use?

A. Chores

B. Choice

C. Text

D. Lookup

Answer: D

NEW QUESTION 310

.....

THANKS FOR TRYING THE DEMO OF OUR PRODUCT

Visit Our Site to Purchase the Full Set of Actual PL-100 Exam Questions With Answers.

We Also Provide Practice Exam Software That Simulates Real Exam Environment And Has Many Self-Assessment Features. Order the PL-100 Product From:

<https://www.2passeasy.com/dumps/PL-100/>

Money Back Guarantee

PL-100 Practice Exam Features:

- * PL-100 Questions and Answers Updated Frequently
- * PL-100 Practice Questions Verified by Expert Senior Certified Staff
- * PL-100 Most Realistic Questions that Guarantee you a Pass on Your FirstTry
- * PL-100 Practice Test Questions in Multiple Choice Formats and Updatesfor 1 Year