

Microsoft

Exam Questions PL-900

Microsoft Power Platform Fundamentals



NEW QUESTION 1

- (Exam Topic 1)

You manage the support team at a rapidly growing company.

Customers and support technicians need a better experience when logging and responding to support requests. You need more visibility into what the support technicians are doing every week.

You need to recommend tools to help the company's needs.

Which tools should you recommend? To answer, drag the appropriate tools to the correct requirements. Each tool may be used once, more than once, or not at all. You may need to drag the split bar between panes or scroll to view content.

NOTE: Each correct selection is worth one point.

Tools	Requirement	Tool
Power Apps	Customers must be able to submit support requests by using a website.	Tool
Microsoft Flow		Tool
Power BI		Tool
Common Data Service		Tool
	Support requests must be created and stored.	Tool
	Support technicians must be notified when a new support request is entered.	Tool
	Support technicians must be able to enter a status report for work completed during the previous week by using a mobile app.	Tool

- A. Mastered
- B. Not Mastered

Answer: A

Explanation:

Requirement	Tool
Customers must be able to submit support requests by using a website.	Power BI
Support requests must be created and stored.	Common Data Service
Support technicians must be notified when a new support request is entered.	Microsoft Flow
Support technicians must be able to enter a status report for work completed during the previous week by using a mobile app.	Power Apps

NEW QUESTION 2

- (Exam Topic 1)

You are building Power Apps apps that use both Dynamics 365 Sales and Microsoft 365.

For each of the following statements, select Yes if the statement is true. Otherwise, select No. NOTE: Each correct selection is worth one point.

Statement	Yes	No
Dynamics 365 Sales and Microsoft 365 must be in the same tenant to allow Single Sign-On (SSO).	<input type="radio"/>	<input type="radio"/>
You must download a product from AppSource to ensure that SSO works with Dynamics 365 Sales and Microsoft 365.	<input type="radio"/>	<input type="radio"/>

- A. Mastered
- B. Not Mastered

Answer: A

Explanation:

Box 1: No

When you offer your application for use by other companies through a purchase or subscription, you make your application available to customers within their own Azure tenants. This is known as creating a multi-tenant application.

Box 2: No Reference:

<https://docs.microsoft.com/en-us/azure/active-directory/manage-apps/isv-ssso-content>

NEW QUESTION 3

- (Exam Topic 1)

A rapidly growing company wants to empower users to build apps, automate business processes, and analyze data without requiring I expertise or development skills and without increasing IT expenses and dependencies.

You need to recommend tools so that users can accomplish specific tasks.

Which tools should you recommend? To answer, select the appropriate options in the answer area. NOTE: Each correct selection is worth one point.

Scenario	Application
Build automatic workflows that access multiple data sources.	<div><div>▼</div><div>AI Builder</div><div>Power Apps</div><div>Microsoft Flow</div><div>Azure Functions</div><div>Power BI</div></div>
Create custom apps that address specific business needs.	<div><div>▼</div><div>AI Builder</div><div>Power Apps</div><div>Microsoft Flow</div><div>Azure Functions</div><div>Power BI</div></div>
Design insightful data visualizations.	<div><div>▼</div><div>AI Builder</div><div>Power Apps</div><div>Microsoft Flow</div><div>Azure Functions</div><div>Power BI</div></div>

- A. Mastered
- B. Not Mastered

Answer: A

Explanation:

Box 1: Microsoft Flow

Microsoft Flow, now called Power Automate, is cloud-based software that allows employees to create and automate workflows and tasks across multiple applications and services without help from developers.

Box 2: Power Apps

PowerApps is a suite of apps, services, connectors and data platform that provides a rapid application development environment to build custom apps for your business needs.

Box 3: Power BI

Power BI is a business analytics solution that lets you visualize your data and share insights across your organization, or embed them in your app or website. Connect to hundreds of data sources and bring your data to life with live dashboards and reports.

Reference:

<https://docs.microsoft.com/en-us/powerapps/powerapps-overview>

NEW QUESTION 4

- (Exam Topic 1)

A large retail company implements Power Apps, Microsoft Flow, and the Common Data Service.

The board of directors is asking whether users are finding value in the technology. The company would like to measure and report usage of the software.

You need to recommend a tool to determine software usage. What should you recommend?

- A. Microsoft Intune
- B. Azure Stream Analytics
- C. Power Platform Analytics
- D. Dynamics 365 Product Insights

Answer: C

Explanation:

The Power Platform Analytics Usage report is the default reports seen by the logged in environment admin. It provides total app launches and daily active users across all apps in the environment. Admins can filter the view with attributes like device platform, player version, country, state, and city.

Reference:

<https://docs.microsoft.com/en-us/power-platform/admin/analytics-powerapps>

NEW QUESTION 5

- (Exam Topic 1)

A travel company plans to use the Power Platform to create tools that help travel agents book customer travel. You need to recommend solutions for the company.

What should you recommend? To answer, drag the appropriate tools to the correct requirements. Each tool may be used once, more than once, or not at all. You may need to drag the split bar between panes or scroll to view content.

NOTE: Each correct selection is worth one point.

Tools	Requirement	Tool
Business rule	If a customer is travelling with a person under the age of 18, a field must display to collect date of birth for the under 18 traveler only.	Tool
Business process flow		Tool
Power Automate		Tool
Power BI	Send a confirmation email to customers after reservations are complete.	Tool

- A. Mastered
- B. Not Mastered

Answer: A

Explanation:

Reference:
https://docs.microsoft.com/en-us/power-automate/getting-started
https://docs.microsoft.com/en-us/powerapps/maker/common-data-service/data-platform-create-business-rule#:~:

NEW QUESTION 6

- (Exam Topic 1)
You create a user-owned custom entity by using Common Data Service.
For each of the following statements, select Yes if the statement is true. Otherwise, select No. NOTE: Each correct selection is worth one point.

Statement	Yes	No
You can change the entity ownership from User to Organization-owned.	<input type="radio"/>	<input type="radio"/>
You can create a business rule for a custom entity that can be used in a Flow.	<input type="radio"/>	<input type="radio"/>

- A. Mastered
- B. Not Mastered

Answer: A

Explanation:

Box 1: No
Common Data Service supports two types of record ownership. Organization owned, and User or Team owned. This is a choice that happens at the time the entity is created and can't be changed.
Box 2: Yes
By combining conditions and actions, you can do any of the following with business rules: Set field values
Clear field values
Set field requirement levels Show or hide fields
Enable or disable fields
Validate data and show error messages
Create business recommendations based on business intelligence. Reference:
https://docs.microsoft.com/en-us/power-platform/admin/wp-security-cds

NEW QUESTION 7

- (Exam Topic 1)
A company uses Power Apps.
You need to perform administrative tasks for the company.
Which admin centers should you use? To answer, drag the appropriate admin centers to the correct requirements. Each admin center may be used once, more than once, or not at all. You may need to drag the split bar between panes or scroll to view content.
NOTE: Each correct selection is worth one point.

Admin centers		Answer Area
	Requirement	Admin center
Azure Active Directory		
Dynamics 365 Admin center	Create user accounts for Power Apps.	Admin center
Power Apps Admin center		
Power BI Admin portal	Assign the Environment Maker role to a user.	Admin center

- A. Mastered
- B. Not Mastered

Answer: A

Explanation:

Box 1: Azure Active Directory
Create the company users in the Azure Active Directory. Box 2: Power Apps admin center
In the Power Apps Admin center, manage environments that you've created and those for which you have been added to the Environment Admin or System Administrator role. From the admin center, you can perform these administrative actions:
Create environments. Rename environments.
Add or remove a user or group from either the Environment Admin or Environment Maker role. Etc.
Reference:
https://docs.microsoft.com/en-us/power-platform/admin/environments-administration https://docs.microsoft.com/en-

us/dynamics365/marketing/dynamics-365-admin-center https://powerapps.microsoft.com/sv-se/blog/introducing-admin-center-for-powerapps/

NEW QUESTION 8

- (Exam Topic 1)

A company plans to implement Power Platform apps. The company does not plan to use any development tools or plug-ins.

Which actions can you perform?

For each of the following statements, select Yes if the statement is true. Otherwise, select No. NOTE: Each correct selection is worth one point.

Statement	Yes	No
You can synchronize account names with a third-party proprietary database.	<input type="radio"/>	<input type="radio"/>
You can create invoices from orders and then send the invoices to the customer.	<input type="radio"/>	<input type="radio"/>

- A. Mastered
- B. Not Mastered

Answer: A

Explanation:

The Power Platform uses PowerApps, Power BI, and Power Automate (previously named Flow) to customize, extend, and build all the apps you need for your business and unlock the potential of Office 365 and Dynamics 365.

Reference:

https://docs.microsoft.com/en-us/learn/powerplatform/

NEW QUESTION 9

- (Exam Topic 1)

You have version 1.0.0.0 of a published Power Apps app. You create and publish version 2.0.0.0 of the app. A customer goes through the process of restoring the previous version of the app.

How many versions of the app are displayed in the Version tab for the app? To answer, select the appropriate option in the answer area.

You will see

0

1

2

 versions of the app.

- A. Mastered
- B. Not Mastered

Answer: A

Explanation:

Reference:

https://docs.microsoft.com/en-us/powerapps/maker/canvas-apps/restore-an-app

NEW QUESTION 10

- (Exam Topic 1)

A company has locations in multiple regions. The company develops solutions based on Power Apps and Power Automate.

You need to recommend features to support the implementation.

Which Power Platform features should you recommend? To answer, drag the appropriate features to the correct requirements. Each feature may be used once, more than once, or not at all. You may need to drag the split bar between panes or scroll to view content.

NOTE: Each correct selection is worth one point.

Features

Environment

Security group

SharePoint library

Answer Area

Requirement

Ensure fastest response times for each company location.

Create test and production copies of the data and apps.

Feature

Feature

Feature

- A. Mastered
- B. Not Mastered

Answer: A

Explanation:

Reference:

<https://docs.microsoft.com/en-us/power-platform/admin/environments-overview> <https://docs.microsoft.com/en-us/power-platform/admin/control-user-access>

NEW QUESTION 10

- (Exam Topic 2)

A company plans to create a Common Data Service environment.

For each of the following statements, select Yes if the statement is true. Otherwise, select No. NOTE: Each correct selection is worth one point.

Statement	Yes	No
You can create a Common Data Service environment in the Power Platform Admin center.	<input type="radio"/>	<input type="radio"/>
You must enable data encryption after you create a Common Data Service environment.	<input type="radio"/>	<input type="radio"/>
You can control security roles and privileges in a Common Data Service Environment from the Power Apps Admin center.	<input type="radio"/>	<input type="radio"/>

- A. Mastered
B. Not Mastered

Answer: A

Explanation:

Reference:

<https://docs.microsoft.com/en-us/power-platform/admin/create-database> <https://docs.microsoft.com/en-us/power-platform/admin/database-security>

NEW QUESTION 11

- (Exam Topic 2)

You are creating a model-driven Power Apps app. You want to ensure that the app can be used by individuals who have vision impairments.

For each of the following statements, select Yes if the statement is true. Otherwise, select No. NOTE: Each correct selection is worth one point.

Statement	Yes	No
Power Apps apps can be built with hot key support and designed so they do not require a touch screen or mouse.	<input type="radio"/>	<input type="radio"/>
Only model-driven Power Apps have support for using a screen reader without the need for a connector.	<input type="radio"/>	<input type="radio"/>
The accessibility checker can be run for your Power Apps app to provide notifications of accessibility violations as well as tips for making it even more user friendly.	<input type="radio"/>	<input type="radio"/>

- A. Mastered
B. Not Mastered

Answer: A

Explanation:

Box 1: Yes

You can use keyboard shortcuts in PowerApps. Keyboard shortcuts give you an alternate way to do common tasks instead of using your mouse or tapping with your finger. They help in seamless navigation of the interface.

Box 2: No

The following software combinations are the supported recommendations for consuming PowerApps with a screen reader:

Windows: Microsoft Edge / Narrator macOS: Safari / VoiceOver Android: PowerApps app / Talkback iOS: PowerApps app / VoiceOver

Box 3: Yes
Users who have vision, hearing, or other impairments can use your canvas app more easily and successfully if you consider accessibility as you design how the app looks and behaves. If you're not sure how to make your app more accessible, you can run the Accessibility checker in PowerApps Studio. This tool not only finds potential accessibility issues but also explains why each might be a potential problem for users who have a specific disability and offers suggestions on how to resolve each issue. The Accessibility checker detects screen-reader and keyboard issues for you, and you can find information about how to fix color-contrast issues by using accessible colors.

Reference:

<https://docs.microsoft.com/en-us/powerapps/user/keyboard-shortcuts> <https://docs.microsoft.com/en-us/powerapps/user/screen-reader>

<https://docs.microsoft.com/en-us/powerapps/maker/canvas-apps/accessibility-checker>

NEW QUESTION 14

- (Exam Topic 2)

You create a business rule on contact entity to enforce the requirement that users must enter either a telephone number, fax number, or an email when creating a new record.

The company decides to remove fax number from the condition. You need to update the business rule.

What are two ways of achieving the goal? Each correct answer presents a complete solution. NOTE: Each correct selection is worth one point.

- A. Save a copy of the rule and change the condition.
- B. Deactivate and delete the original rule.
- C. Deactivate the business rule and change the condition.
- D. Take a snapshot of the business rule and change the condition.
- E. Change the condition and activate the change.

Answer: AD

Explanation:

Reference:
<https://docs.microsoft.com/en-us/powerapps/maker/canvas-apps/working-with-rules>

NEW QUESTION 19

- (Exam Topic 2)

A bank uses Power Platform apps and flows to support business processes. The company would like to use historical client data to predict whether a client's loan application is likely to be approved or rejected. You need to use AI Builder to implement the solution. Which four actions should you perform in sequence? To answer, move the appropriate actions from the list of actions to the answer area and arrange them in the correct order.

Actions

Publish the model.

Export data into AI Builder.

Train the model.

Import data into Common Data Service.

Use the model in PowerApps or Microsoft Flow.

Answer area

➡

⬅

⬆

⬆

- A. Mastered
- B. Not Mastered

Answer: A

Explanation:

Step 1: Import data into Common Data Service. AI Builder requires the use of Common Data Service, which is the data platform for PowerApps and allows you to store and manage business data. Common Data Service is the platform on which Dynamics 365 apps are built so if you're a Dynamics 365 customer, your data is already in Common Data Service. Step 2: Train the model Step 3: Publish the model The last step is to publish your model. Step 4: Use the model in PowerApps or Microsoft Flow. Reference:
<https://docs.microsoft.com/en-us/ai-builder/build-model>

NEW QUESTION 24

- (Exam Topic 2)

A company plans to use Power BI to visualize data from business systems. For each of the following statements, select Yes if the statement is true. Otherwise, select No. NOTE: Each correct selection is worth one point.

Statement	Yes	No
You can display data aggregates and raw data in a Power BI report.	<input type="radio"/>	<input type="radio"/>
You can display related data from Dynamics 365 Customer Engagement and Excel in the same Power BI report.	<input type="radio"/>	<input type="radio"/>
You create a Power App to supply data for a Power BI report. You can modify the data directly in the report.	<input type="radio"/>	<input type="radio"/>

- A. Mastered
- B. Not Mastered

Answer: A

Explanation:

Box 1: Yes The following list provides advantages to using aggregations: Query performance over big data - as users interact with visuals on Power BI reports, DAX queries are submitted to the dataset. Boost query speeds by caching data at the aggregated level, using a fraction of the resources required at the detail level. Unlock big data in a way that would otherwise be impossible. Box 2: No You can connect to model-driven apps in Dynamics 365 with Power BI Desktop to create custom reports and dashboards for use with the Power BI service. You can use similar steps to connect to model-driven apps in Dynamics 365 using Office Excel Power Query by selecting From Other Sources on the Power Query tab in Excel.

Box 3: Yes

Using the PowerApps custom visual, you will be able to pass context aware data to a PowerApps app which updates in real time as you make changes to your report.

Reference:

<https://docs.microsoft.com/en-us/power-bi/desktop-aggregations> <https://docs.microsoft.com/en-us/power-platform/admin/use-power-bi>

<https://powerapps.microsoft.com/sv-se/blog/powerbi-powerapps-visual/>

NEW QUESTION 29

- (Exam Topic 2)

A coworker is creating an app in Power Apps and needs to automatically synchronize data from an external source. The coworker is unable to locate a suitable Microsoft approved connector template in AppSource.

You need to recommend a solution for the coworker. What should you recommend?

- A. Create a custom connector.
- B. Ask the outside source to send you the data once a week.
- C. Use Microsoft Flow to connect to the database.
- D. Open a ticket with Microsoft and request a new connector.
- E. Use Microsoft Azure Service Bus.

Answer: A

Explanation:

There are 250 + predefined connectors that you can use in your PowerApps and in your Microsoft Flows. If you do not find any that suits your needs you have the possibility to create a Custom Connector.

Note: A Custom Connector is a wrapper around a REST API (Logic Apps also supports SOAP APIs) that allows Logic Apps, Microsoft Flow, or PowerApps to communicate with that REST or SOAP API.

Reference:

<https://carinaclaesson.com/2019/09/06/setting-up-a-custom-connector-from-an-openapi-file-and-utilizing-it-in-p>

NEW QUESTION 32

- (Exam Topic 2)

A company plans to implement solutions that use Common Data Service as a data storage. You need to recommend features to meet the company's needs.

Which features should you recommend? To answer, drag the appropriate features to the correct requirements. Each feature may be used once, more than once, or not at all. You may need to drag the split bar between panes or scroll to view content.

NOTE: Each correct selection is worth one point.

Features	Requirement	Feature
business rules	Validate data across multiple fields and entities regardless of the app used to create data.	Feature
business process flows	Create visual guides to ensure that users enter data and perform tasks in a consistent manner.	Feature
Common Data Model	Accelerate development by using a standard set of entities for the most common scenarios.	Feature

- A. Mastered
- B. Not Mastered

Answer: A

Explanation:

Box 1: business rules

You can create business rules and recommendations to apply logic and validations without writing code or creating plug-ins. Business rules provide a simple interface to implement and maintain fast-changing and commonly used rules.

Box 2: business process flows

Flows Power Automate includes several types of processes, each designed for a different purpose:

- > Automated flows. Create a flow that performs one or more tasks automatically after it's triggered by an event.
- > Button flows. Perform repetitive tasks simply by tapping a button on your mobile device.
- > Scheduled flows. Create a flow that performs one or more tasks on a schedule such as once a day, on a specific date, or after a certain time.
- > Business process flows. Ensure that people enter data consistently and follow the same steps every time they work in an app by creating a business process flow.
- > Workflows and actions. Dynamics 365 customizers may be familiar with the classic Common Data Service processes, which are workflows and actions.

Box 3: Common Data Model

Model-driven app design is a component-focused approach to app development. Model-driven app design doesn't require code and the apps you make can be simple or very complex. Unlike canvas app development where the designer has complete control over app layout, with model-driven apps much of the layout is determined for you and largely designated by the components you add to the app.

Reference:

<https://docs.microsoft.com/en-us/powerapps/maker/model-driven-apps/guide-staff-through-common-tasks-proce> <https://docs.microsoft.com/en-us/powerapps/maker/model-driven-apps/model-driven-app-overview>

NEW QUESTION 34

- (Exam Topic 3)

You are a regional sales manager for a large internet retailer. You create a series of Power BI reports and dashboards to help sales associates be more productive and increase sales.

Sales are not increasing as expected.
You need to determine if the new reports are being used and send emails to sales associates to provide guidance on how to use the reports and dashboards.
Which features should you use? To answer, select the appropriate options in the answer area. NOTE: Each correct selection is worth one point.

Requirement

Send an email to the sales associates on a predetermined schedule.

Quantify the adoption usage from the sales associates.

▼

Subscribe

Share

Favorites

Publisher

▼

Explore

Favorites

Usage metrics

Performance inspector

- A. Mastered
- B. Not Mastered

Answer: A

Explanation:
Reference:
<https://docs.microsoft.com/en-us/power-bi/consumer/end-user-subscribe> <https://docs.microsoft.com/en-us/power-bi/service-usage-metrics>

NEW QUESTION 39

- (Exam Topic 3)
A company plans to display support call metrics on a screen that is visible to all call center staff. You need to recommend solutions to meet the company's requirements.
What should you recommend? To answer, drag the appropriate components to the correct requirements. Each component may be used once, more than once, or not at all. You may need to drag the split bar between panes or scroll to view content.
NOTE: Each correct selection is worth one point.

Components

Tile

Theme

Template App

Alert

Treemap

DirectQuery

Page

Workspace

Answer Area

Requirement

Component

Display a chart with incoming calls versus wait time and pin the chart to a dashboard.

Component

Send a specific user a notification when the number of customer support calls waiting is over 20.

Component

Display metrics from different datasets that have related data.

Component

- A. Mastered
- B. Not Mastered

Answer: A

Explanation:
Reference:
<https://docs.microsoft.com/en-us/power-bi/create-reports/service-dashboard-tiles> <https://docs.microsoft.com/en-us/power-bi/create-reports/service-set-data-alerts> <https://docs.microsoft.com/en-us/power-bi/visuals/power-bi-visualization-treemaps>

NEW QUESTION 40

- (Exam Topic 3)
A user is starting to learn about Power Apps.
Which objects should you use? To answer, select the appropriate options in the answer area. NOTE: Each correct selection is worth one point.

A Power Apps app can call a

connector

flow

gateway

solution

Actions and triggers are properties of a

connector

flow

gateway

solution

- A. Mastered
- B. Not Mastered

Answer: A

Explanation:

Reference:
<https://docs.microsoft.com/en-us/powerapps/powerapps-overview> <https://docs.microsoft.com/en-us/power-automate/getting-started>

NEW QUESTION 41

- (Exam Topic 3)
A manufacturing company uses Internet of Things (IoT) devices to monitor the temperature in different parts of their warehouse. The current IoT monitoring software is extremely outdated and is not user friendly. You need to view near-real time information from the IoT devices in Power BI Service dashboards. Which tool should you use?

- A. Scheduled refresh dataset
- B. Streaming dataset
- C. Content Pack dataset
- D. Power BI dataflows
- E. Quick Insights

Answer: B

Explanation:

<https://docs.microsoft.com/en-us/power-bi/service-real-time-streaming>
<https://powerbi.microsoft.com/en-us/blog/using-power-bi-real-time-dashboards-to-display-iot-sensor-data-astep-by-step-tutorial/>

NEW QUESTION 45

- (Exam Topic 3)
A company needs to create a series of mobile applications to empower their field engineers to accomplish several tasks with varying degrees of complexity. Match each option to its answer.
Instructions: To answer, drag the appropriate app type from the column on the left to its definition on the right. Each app type may be used once, more than once, or not at all.
NOTE: Each correct match is worth one point.

App types	Answer Area
	<div>Definition</div> <div>App type</div>
model-driven	
dashboard	Quickly create apps for very complex business processes with very little or no code.
dataset	
canvas	Create simple apps with a highly customizable user interface layouts.

- A. Mastered
- B. Not Mastered

Answer: A

Explanation:

Box 1: canvas
Both model-driven and canvas apps allow you to easily build business apps. They both share access to the Common Data Service providing standard and custom entities. Canvas apps start with your user experience, crafting a highly tailored interface with the power of a blank canvas and connecting it to 200 data sources. Canvas apps can be built for web, mobile, and tablet applications. Model-driven apps start with your data model – building up from the shape of your core business data and processes in the Common Data Service to model forms, views, and other components. Model-driven apps automatically generate great UI that is responsive across devices.
Box 2: model-driven Reference:
<https://powerapps.microsoft.com/sv-se/blog/introducing-model-driven-apps/>

NEW QUESTION 49

- (Exam Topic 3)
You have a Power BI report.
For each of the following statements, select Yes if the statement is true. Otherwise, select No. NOTE: Each correct selection is worth one point.

Statement	Yes	No
You can export data from a visualization in a Power BI report.	<input type="radio"/>	<input type="radio"/>
You can show the data behind a visual report on your screen without exporting the data.	<input type="radio"/>	<input type="radio"/>
You must export data to view supporting data for a KPI.	<input type="radio"/>	<input type="radio"/>

- A. Mastered
- B. Not Mastered

Answer: A

Explanation:

Box 1: Yes

If you'd like to see the data that Power BI uses to create a visualization, you can display that data in Power BI. You can also export that data to Excel as an .xlsx or .csv file. The option to export the data requires a Pro or Premium license and edit permissions to the dataset and report.

Note: Export data from a Power BI dashboard

- > Choose the Export data icon.
- > Power BI exports the data to a .csv file. If you've filtered the visualization, then the app will filter the downloaded data.
- > Your browser will prompt you to save the file. Once saved, open the .csv file in Excel.

Box 2: No
Underlying data: Select this option if you want to see the data in the visual and additional data from the model (see chart below for details). If your visualization has an aggregate, selecting Underlying data removes the aggregate. When you select Export, Power BI exports the data to an .xlsx file and your browser prompts you to save the file. Once saved, open the file in Excel.

Box 3: Yes

A KPI dataset needs to contain goal values for a KPI. If your dataset doesn't contain goal values, you can create them by adding an Excel sheet with goals to your data model or PBIX file.

Note: A Key Performance Indicator (KPI) is a visual cue that communicates the amount of progress made toward a measurable goal.

Reference:

<https://docs.microsoft.com/en-us/power-bi/visuals/power-bi-visualization-export-data>

<https://docs.microsoft.com/en-us/power-bi/visuals/power-bi-visualization-kpi>

NEW QUESTION 53

- (Exam Topic 3)

A company plans to implement Power BI to analyze retail operations data. You need to recommend solutions for the company.

Which Power BI components should the company use? To answer, drag the appropriate Power BI components to the correct requirements. Each Power BI component may be used once, more than once, or not at all. You may need to drag the split bar between panes or scroll to view content.

NOTE: Each correct selection is worth one point.

Power BI components	Answer Area	
	Requirement	Power BI component
reports		
workspaces	Allow users to set and receive alerts when data changes beyond specified limits.	
dashboards		
dataset	View and filter data and export data to Microsoft Excel for further manipulation and analysis.	

- A. Mastered
- B. Not Mastered

Answer: A

Explanation:

Requirement	Power BI component
Allow users to set and receive alerts when data changes beyond specified limits.	workspaces
View and filter data and export data to Microsoft Excel for further manipulation and analysis.	dataset

NEW QUESTION 54

- (Exam Topic 4)

You create a Power App portal.

When a user signs into the portal the following error displays: user not found You confirm that the user's sign in information is correct.

You need to determine the cause of the error. What should you do?

- A. Disable custom error messages.
- B. Create a custom error message.
- C. Enable diagnostic tools in Lifecycle Services.
- D. Enable Maintenance mode.

Answer: C

Explanation:

Reference:

<https://docs.microsoft.com/en-us/dynamics365/fin-ops-core/dev-itpro/lifecycle-services/monitoring-diagnostics> <https://docs.microsoft.com/en-us/dynamics365/fin-ops-core/dev-itpro/lifecycle-services/user-logins>

NEW QUESTION 56

- (Exam Topic 4)

A company is creating a canvas app to display data from a legacy system that is located on the company's internal network. You need to connect to the data. What should you use?

- A. custom connector
- B. content pack
- C. data gateway
- D. Power Automate

Answer: C

Explanation:

<https://docs.microsoft.com/en-us/powerapps/maker/canvas-apps/gateway-management>

NEW QUESTION 61

- (Exam Topic 4)

A company uses Dynamics 365 Supply Chain Management. The company wants to build customer user interfaces that add additional functionality. You need to recommend a solution for the company. What should you recommend?

- A. Power BI
- B. Power Apps canvas apps
- C. AI Builder
- D. Microsoft Flow

Answer: B

Explanation:

Microsoft Power Apps provides a consistent experience for building apps and extending Office 365 and Dynamics 365. Investments include enhancements on Unified Interface, support for embedding canvas apps in model-driven apps and native support of the Common Data Service for Apps.

Reference:

<https://powerapps.microsoft.com/en-us/roadmap/>

NEW QUESTION 65

- (Exam Topic 4)

A company has a Power Apps app that is used by most employees. The company is expanding to other countries/regions. You need to recommend a solution to translate text generated within the Power Apps in near real-time. What should you recommend?

- A. Microsoft Azure Synapse Analytics
- B. Microsoft Azure Cognitive Services
- C. Common Data Service connector
- D. Power BI

Answer: B

Explanation:

Reference:

https://docs.microsoft.com/en-gb/azure/cognitive-services/welcome? ocid=AID2339762_TWITTER_oo_spl100000827964250

<https://powerapps.microsoft.com/en-us/blog/cognitive-services-with-powerapps-using-custom-connectors/>

NEW QUESTION 69

- (Exam Topic 4)

A user is creating their first canvas app in Power Apps. The user does not know what types of controls they can include. You need to recommend solutions for the user. Which types of controls would you recommend using in Power Apps? To answer, select the appropriate control in the dialog box in the answer area. NOTE: Each correct selection is worth one point.

Scenario	Control
View the date, time, and location of upcoming internal meetings.	<div><div></div><div>Meeting-screen template</div><div>Gallery</div><div>List box</div></div>
Create a meeting request from within the app.	<div><div></div><div>Meeting-screen template</div><div>Gallery</div><div>List box</div></div>
Drill down into customer contact records in Dynamics 365 Sales to view a photo of a customer you are meeting.	<div><div></div><div>Image</div><div>People-screen template</div><div>Add picture</div></div>

- A. Mastered
- B. Not Mastered

Answer: A

Explanation:

Box 1: Gallery

A Gallery control can show multiple records from a data source, and each record can contain multiple types of data. For example, a Gallery control can show multiple contacts with each item showing contact information that includes a name, an address, and a phone number for each contact.

Box 2: Meeting-screen template

In a canvas app, add a meeting screen that lets users create and send meeting requests from their Office 365 Outlook accounts. Users can search for attendees in their org and add external email addresses. If your tenant has meeting rooms built into Outlook, users can select a location as well.

Box 3: Image

If you add one or more Image controls to your app, you can show individual images that aren't part of a data set, or you can incorporate images from records in data sources.

Reference:

<https://docs.microsoft.com/en-us/powerapps/maker/canvas-apps/screen-templates/meeting-screen-overview>

NEW QUESTION 72

- (Exam Topic 4)

You have a Microsoft Excel workbook that contains a list of tasks for a project. You store the file in OneDrive for Business.

You need to create a canvas app that allows team members to update the status of their tasks. What should you use?

- A. the Generate an app from data feature
- B. a custom action in Common Data Service
- C. Power Apps Checker
- D. the Open entity data in Excel feature

Answer: A

Explanation:

Reference:

<https://docs.microsoft.com/en-us/powerapps/maker/canvas-apps/add-data-connection>

NEW QUESTION 73

- (Exam Topic 5)

A software company plans to use Power Automate.

For each of the following statements, select Yes if the statement is true. Otherwise, select No. NOTE: Each correct selection is worth one point.

Statement	Yes	No
You must certify custom connectors before users in other departments within your organization can use the connectors.	<input type="radio"/>	<input type="radio"/>
You must use Microsoft Azure API apps to create a public custom connector.	<input type="radio"/>	<input type="radio"/>

- A. Mastered
- B. Not Mastered

Answer: A

Explanation:

Reference:

<https://docs.microsoft.com/en-us/connectors/custom-connectors/share>

NEW QUESTION 78

- (Exam Topic 5)

You are new to working with Microsoft Flow. You create a flow that extracts birth dates for users and then sends a birthday greeting email to users on their birthday.

The flow does not properly extract birth dates. Where should you make changes?

- A. Connectors
- B. Expression
- C. Templates

Answer: A

Explanation:

Select the new Date Time connector. There you will see all of the actions, which help you to convert time zones to format them for local time in an email, add or subtract times, or just get the current time.

Reference:

<https://flow.microsoft.com/en-us/blog/nested-apply-to-each/>

NEW QUESTION 83

- (Exam Topic 5)

A company uses a third party application and an approval process via email. At the end of the month, the IT department enters the data into Microsoft Excel to create pivot charts.

The Excel pivot charts must use the same data source as Dynamics 365 Field Service to generate charts and reports. You need to recommend a solution.

What should you recommend? To answer, select the appropriate configuration in the answer area. NOTE: Each correct selection is worth one point.

Requirement	Solution
Create an approval workflow.	<div><div></div><div>Dynamics 365 Workflow Notifications Microsoft Outlook Integration AI Builder Microsoft Flow</div></div>
Connect to report data.	<div><div></div><div>Common Data Service and Power BI Third-party from AppSource Custom Code flat file integration Dynamics 365 Field Service</div></div>

- A. Mastered
- B. Not Mastered

Answer: A

Explanation:

Box 1: Dynamics 365 Workflow notifications

You can configure the system to send email messages to users when workflow-related events occur. Note:

- > Go to Navigation pane > Modules > System administration > Users > Users.
- > In the list, find and select the desired record.
- > On the Action pane, click User options.
- > Click the Workflow tab. Make sure that the Notifications section is expanded. In the Notifications section, you can specify how you want the user to be notified about workflow-related events.

Box 2: Dynamics 365 Field Service

Supply Chain Management enables synchronization of business processes between Dynamics 365 Supply Chain Management and Dynamics 365 Field Service. The integration scenarios are configured by using extensible Data integrator templates and Common Data Service to enable the synchronization of business processes. Standard templates can be used to create custom integration projects, where additional standard and custom fields and entities can be mapped to adjust the integration and meet specific business needs.

Reference:

<https://docs.microsoft.com/en-us/dynamics365/fin-ops-core/fin-ops/organization-administration/tasks/users-rece>

NEW QUESTION 87

- (Exam Topic 5)

You need to use Microsoft Flow to perform data-management tasks when users interact with the sales opportunities in Dynamics 365.

Which three types of triggers can you use? Each correct answer presents a complete solution. NOTE: Each correct selection is worth one point.

- A. record requested
- B. record deletion
- C. record creation
- D. record updated
- E. record selected

Answer: BCD

Explanation:

Triggers like When a record is created, When a record is updated, and When a record is deleted initiate your flow within a few minutes of the event occurring. In rare cases, your flow can take up to 2 hours to trigger.

Reference:

<https://docs.microsoft.com/en-us/power-automate/connection-dynamics365>

NEW QUESTION 89

- (Exam Topic 5)

You build a flow using a template. You want to add support for additional business scenarios. You need to ensure that the new workflow does not break existing functionality.

Which flow editing utilities should you use? To answer, drag the appropriate tools to the correct requirements. Each tool may be used once, more than once, or not at all. You may need to drag the split bar between panes or scroll to view content.

NOTE: Each correct selection is worth one point.

Tools	Answer Area	
	Requirement	Tool
Test		
Flow Checker	Check the new flow for any errors or warnings.	Tool
	Run the flow using previously processed data.	Tool
	Monitor the flow as it is running.	Tool

- A. Mastered
- B. Not Mastered

Answer: A

Explanation:

Box 1: Flow Checker

The Flow checker feature will promote higher quality flows by ensuring you follow best practices. By running the checker, you will be able to get answers to questions like: which areas of my flow implementation pose a performance or reliability risk?

For each issue identified, the Flow checker points to specific occurrences within the flow where improvements may be required. And more importantly, you learn how to implement these improvements by following detailed guidance.

Box 2: Test

Box 3: Test Reference:

https://flow.microsoft.com/en-us/blog/flow-checker-four-connectors/ https://docs.microsoft.com/en-us/power-automate/modern-approvals

NEW QUESTION 92

- (Exam Topic 6)

You are creating a Power Virtual Agents chatbot for a company.

Which component types should you use for each scenario? To answer, select the appropriate options in the answer area.

NOTE: Each correct selection is worth one point.

Scenario	Component type
The chatbot needs to capture of the user id for authentication.	Topic Entity Action
A customer asks a question that needs to be handed off to a live Customer Support representative.	Topic Entity Action

- A. Mastered
- B. Not Mastered

Answer: A

Explanation:

Reference:

https://docs.microsoft.com/en-us/power-virtual-agents/fundamentals-what-is-power-virtual-agents https://www.c-sharpcorner.com/article/get-started-with-bot-development-with-microsoft-power-virtual-agent-ste

NEW QUESTION 95

- (Exam Topic 6)

You need to create a mobile application which will allow sales associates to enter customer sales leads. Which four actions should you perform in sequence? To answer, move the appropriate actions from the list of actions to the answer area and arrange them in the correct order.

Actions	Answer area
Save the app.	
Add components to the app.	
Publish the app.	
Add flows to the app.	
Go to the Office 365 admin center.	
Create a new Power Apps app.	

- A. Mastered
- B. Not Mastered

Answer: A

Explanation:

Reference:

<https://docs.microsoft.com/en-us/powerapps/maker/model-driven-apps/build-first-model-driven-app>

NEW QUESTION 98

- (Exam Topic 6)

You need to implement Microsoft Business Applications along with the Microsoft Power Platform.

Which three Microsoft products are part of the Power Platform? Each correct answer presents a complete solution.

NOTE: Each correct selection is worth one point.

- A. Power Apps
- B. Azure Active Directory
- C. Power Automate
- D. Azure Machine learning
- E. Power BI

Answer: ACE

NEW QUESTION 103

- (Exam Topic 6)

A company uses Microsoft 365, SharePoint Online, and Dynamics 365 Sales.

You need to recommend tools to build a solution that meets the following requirements:

- Synchronize data daily (from an external Microsoft SQL Server instance).
- Send a report automatically to specific company executives.
- Ensure that opportunities over a specified amount are approved by a sales manager.

Which two tools or components should you recommend? Each correct answer presents part of the solution. NOTE: Each correct selection is worth one point.

- A. Microsoft Word
- B. Common Data Service
- C. Power Automate
- D. Microsoft Excel
- E. Power BI

Answer: BC

NEW QUESTION 105

- (Exam Topic 6)

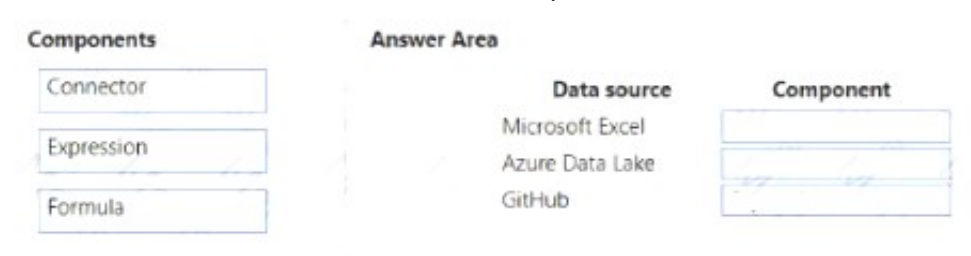
You are creating a Power Automate flow.

You need to retrieve data from several sources including Microsoft Excel, Azure Data Lake, and GitHub.

What should you use? To answer, drag the appropriate components to the correct data sources. Each component may be used once, more than once, or not at all.

You may need to drag the split bar between panes or scroll to view content.

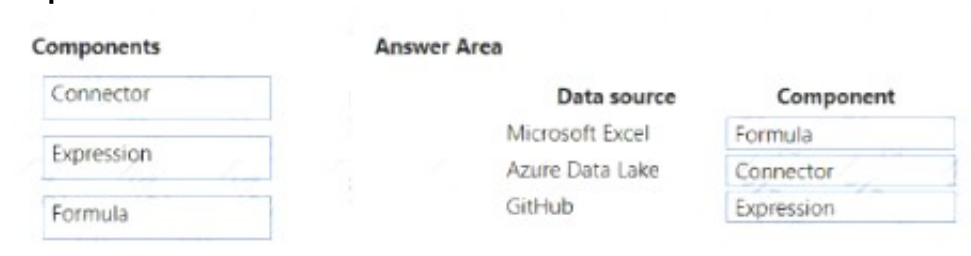
NOTE: Each correct selection is worth one point.



- A. Mastered
- B. Not Mastered

Answer: A

Explanation:



NEW QUESTION 107

- (Exam Topic 6)

You want to create a Power Apps app that allows you to define a custom Sitemap. What should you do? To answer, select the appropriate options in the answer area.

- a canvas app.
- a model-driven app.
- a portal app.
- an app by using a template.

- | Requirement | Form type |
|---|---|
| a compact form for mobile devices | <div>▼</div> <div>Card</div> <div>Quick Create</div> <div>Quick View</div> |
| a basic form for data entry | <div>▼</div> <div>Main</div> <div>Quick Create</div> <div>Quick View</div> |
| a compact form for use in web clients to edit records | <div>▼</div> <div>Advanced Find Views</div> <div>Associated Views</div> <div>Lookup Views</div> <div>Public Views</div> |

- | Requirement | Form type |
|---|---|
| a compact form for mobile devices | <div> <div>▼</div> <div> Card Quick Create Quick View </div> </div> |
| a basic form for data entry | <div> <div>▼</div> <div> Main Quick Create Quick View </div> </div> |
| a compact form for use in web clients to edit records | <div> <div>▼</div> <div> Advanced Find Views Associated Views Lookup Views Public Views </div> </div> |

visit - <https://www.surepassexam.com>

Flow types	Answer Area	Description	Flow type
automated		a flow that runs after it is triggered by an event	Flow type
business process		a flow that guides a user through a set of tasks	Flow type
scheduled		a flow that runs after a specified number of days	Flow type
instant		a flow that allows you to start tasks on demand	Flow type

- A. Mastered
- B. Not Mastered

Answer: A

Explanation:

low types	Answer Area	Description	Flow type
automated		a flow that runs after it is triggered by an event	automated
business process		a flow that guides a user through a set of tasks	business process
scheduled		a flow that runs after a specified number of days	scheduled
instant		a flow that allows you to start tasks on demand	instant

NEW QUESTION 118

- (Exam Topic 6)
A company wants users to start using Power Automate to improve personal productivity. You need to create a flow. Which two elements must you include? Each correct answer presents part of the solution. NOTE: Each correct selection is worth one point.

- A. condition
- B. expression
- C. trigger
- D. action

Answer: CD

Explanation:

Reference:
<https://docs.microsoft.com/en-us/power-automate/get-started-logic-flow>

NEW QUESTION 120

- (Exam Topic 6)
You are authoring a Power Virtual Agents chatbot for a company. For each of the following statements, select Yes if the statement is true. Otherwise, select No. NOTE: Each correct selection is worth one point.

Statements	Yes	No
You must create a custom action to display a knowledge base article that answers a common support question.	<input type="radio"/>	<input type="radio"/>
You can use Power Automate to retrieve a customer’s contact number in order to verify they are an authorized user and their support plan SLA.	<input type="radio"/>	<input type="radio"/>

- A. Mastered
- B. Not Mastered

Answer: A

Explanation:

Reference:
<https://docs.microsoft.com/en-us/azure/cognitive-services/qnamaker/tutorials/integrate-with-power-virtual-assist> <https://docs.microsoft.com/en-us/power-virtual-agents/advanced-flow>

NEW QUESTION 121

- (Exam Topic 6)
A company uses Power Apps canvas apps. When a user opens Power Apps Studio in a browser and selects Apps I can edit, they do not see an app that they need to modify. You need to determine why the user cannot see the app. What are three possible reasons? Each correct answer presents a complete solution. NOTE: Each correct selection is worth one point.

- A. The user selected an incorrect Power Apps environment.
- B. The user has not been granted the System Customizer role.
- C. The user has not been set as the app co-owner.

- D. The app has not been shared with the user.
- E. The environment does not have a Common Data Service database.

Answer: ACD

Explanation:

Reference:
<https://docs.microsoft.com/en-us/powerapps/maker/canvas-apps/edit-app>

NEW QUESTION 125

- (Exam Topic 6)

You are building Power BI visualizations for a team.

For each of the following statements, select Yes if the statement is true. Otherwise, select No. NOTE: Each correct selection is worth one point.

Answer Area

Statement	Yes	No
Power BI can only retrieve data from up to two different sources for each dashboard.	<input type="radio"/>	<input type="radio"/>
Power BI visualizations can be used in canvas apps and model driven apps.	<input type="radio"/>	<input type="radio"/>
Power BI can display charts and list boxes on dashboards.	<input type="radio"/>	<input type="radio"/>

- A. Mastered
- B. Not Mastered

Answer: A

Explanation:

Yes
Yes Yes

NEW QUESTION 130

- (Exam Topic 6)

For each of the following statements, select Yes if the statement is true, Otherwise, select No. NOTE: Each correct selection is worth one point.

Answer Area

Statement	Yes	No
Power Apps apps can run only on mobile devices.	<input type="radio"/>	<input type="radio"/>
Power Apps can run only with Dynamic 365 products.	<input type="radio"/>	<input type="radio"/>
If a user runs a Power Apps app that accesses information to which the user does not have access, the app grants the user permissions.	<input type="radio"/>	<input type="radio"/>

- A. Mastered
- B. Not Mastered

Answer: A

Explanation:

Answer Area

Statement	Yes	No
Power Apps apps can run only on mobile devices.	<input type="radio"/>	<input checked="" type="radio"/>
Power Apps can run only with Dynamic 365 products.	<input type="radio"/>	<input checked="" type="radio"/>
If a user runs a Power Apps app that accesses information to which the user does not have access, the app grants the user permissions.	<input checked="" type="radio"/>	<input type="radio"/>

NEW QUESTION 134

- (Exam Topic 6)

A company is creating a canvas app to manage weekly status reports from users about projects.

Status reports must be created weekly. Users can enter project tasks with descriptions. Users can also add escalation requests for tasks that are late or at risk.

When a status report is submitted with an escalation request the app must automatically send a text message to the submitter's manager. A reminder must be sent at 8 PM on Sunday to everyone who has not yet submitted a status report for the previous week.

You need to identify the appropriate components to use in the solution.

What should you use? To answer, drag the appropriate implementation mechanisms to the correct requirements. Each implementation mechanism may be used once, more than once, or not at all. You may need to drag the split bar between panes or scroll to view content

NOTE: Each correct selection is worth one point

Implementation Mechanisms	Answer Area	
Actions	Action	Implementation Mechanism
Triggers	Automatically send a text message based on the report submission.	
Conditions	Automatically send a reminder at 8 PM based on a missing status report.	
Business process flows		

- A. Mastered
- B. Not Mastered

Answer: A

Explanation:

Implementation Mechanisms	Answer Area	
Actions	Action	Implementation Mechanism
Triggers	Automatically send a text message based on the report submission.	Triggers
Conditions	Automatically send a reminder at 8 PM based on a missing status report.	Actions
Business process flows		

NEW QUESTION 137

- (Exam Topic 6)

You have a Power BI report with a page named RevReceived. The page shows gross revenue received by your company. You want to create an almost identical page that shows net revenue instead of gross revenue. What should you do? To answer, select the appropriate option in the answer area.

Answer Area	
You should	<div>copy the visuals from RevReceived to a new page.</div> <div>duplicate the RecReceived page and update the duplicate copy.</div> <div>import the RevReceived page.</div> <div>modify the RevReceived page.</div>

- A. Mastered
- B. Not Mastered

Answer: A

Explanation:

Answer Area	
You should	<div>copy the visuals from RevReceived to a new page.</div> <div>duplicate the RecReceived page and update the duplicate copy.</div> <div>import the RevReceived page.</div> <div>modify the RevReceived page.</div>

NEW QUESTION 139

- (Exam Topic 6)

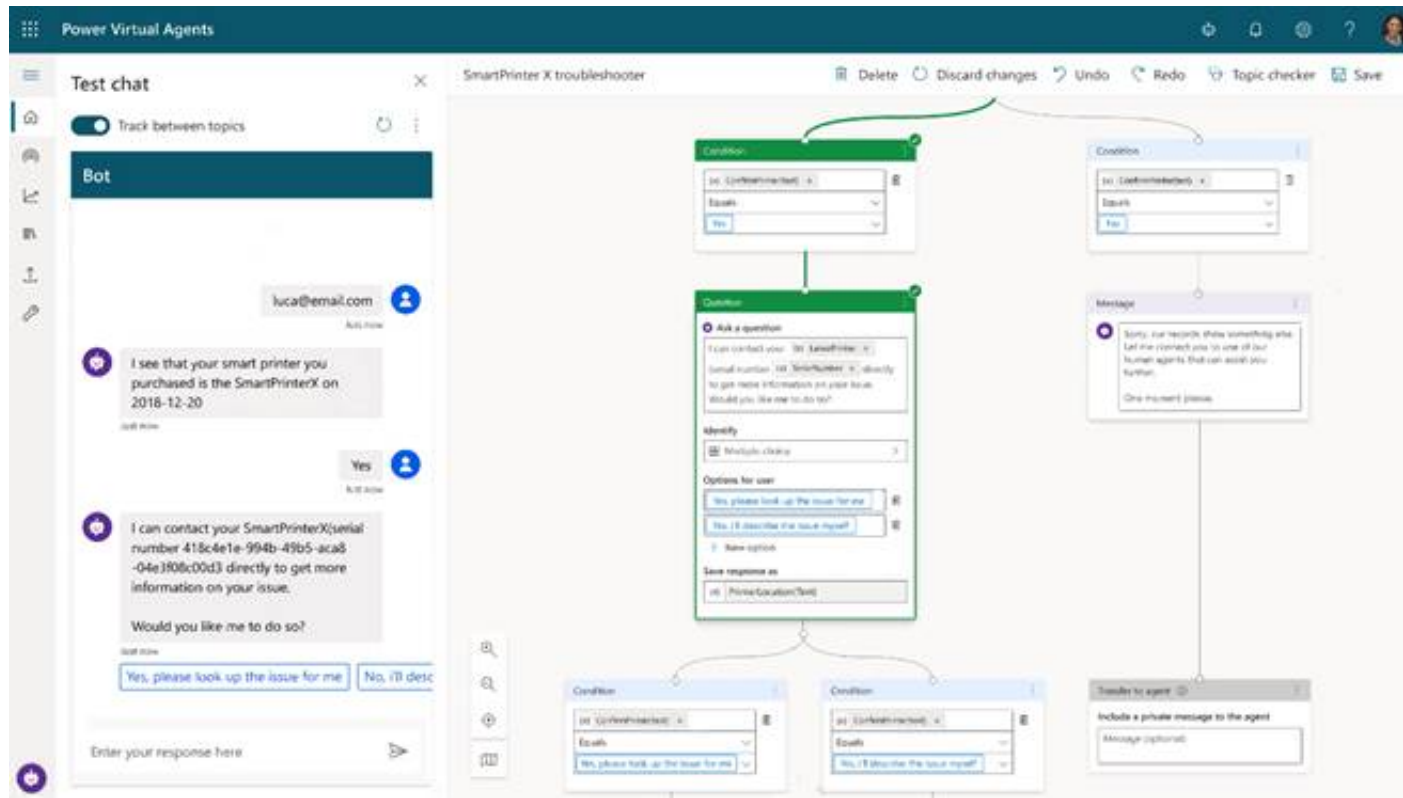
A company is creating a chatbot to replace a frequently asked questions (FAQ) site. You must perform step-by-step testing for all scenarios that are part of a complex user interaction that includes multiple topics. Testers must be able to see the workflow while interacting with the chatbot. You need to test the chatbot. What should you do?

- A. Publish the chatbot and test it in the demo website.
- B. Use the chatbot designer to test the chatbot
- C. View analytics for a chatbot conversation.
- D. Publish the chatbot and test it in any channel

Answer: B

Explanation:

Test and maintain chatbots through an incredibly easy-to-use graphical interface. Recognize and act on dozens of common entities in the user's conversation such as colors, currencies, ages, dates and times, or create your own, and store user information in variables and use them to branch or create complex conversations.
<https://powervirtualagentsblogcdn.azureedge.net/wp-content/uploads/2019/11/Tracking.png>



NEW QUESTION 141

- (Exam Topic 6)

You plan to use Power Automate to monitor what people are saying about your company's products. You store the feedback for research and development purposes.

You need to recommend Power Automate components to use for the solution.

To answer drag the appropriate components to the correct requirements. Each component may be used once, more than once, or not at all. You may need to drag the split bar between panes or scroll to view content.

NOTE: Each correct selection is worth one point

Components	Answer Area	Requirement	Component
action		Retrieve the top five posts from your company's Facebook page.	Component
expression		Enter the resulting posts into the product database.	Component
service		Combine author and link fields into a single field.	Component
trigger		Run a flow every hour.	Component

- A. Mastered
B. Not Mastered

Answer: A

Explanation:

Components	Requirement	Component
action	Retrieve the top five posts from your company's Facebook page.	action
expression	Enter the resulting posts into the product database.	action
service	Combine author and link fields into a single field.	expression
trigger	Run a flow every hour.	trigger

NEW QUESTION 142

- (Exam Topic 6)

User1 creates several Power BI dashboards for a company. User1 shares a dashboard with User2 who works for another company. User2 reports that she is able to view the dashboard User2 forwards the email containing the dashboard sharing link that she received to User3.

User3 reports that he receives an error message when he selects the link to view the dashboard. User3 can view a dashboard that he has created.

You need to determine why User 3 receives an error. What is the issue?

- A. Forwarding the email does not share the dashboard with User3.
- B. User3 is running an out-of-date version of Power BI and must upgrade to a newer version.
- C. User1 is signed in using the wrong organizational account for Power BI- User2 is signed in to the dashboard and must sign out before User3 can sign in

Answer: A

NEW QUESTION 145

• • • • •

Thank You for Trying Our Product

We offer two products:

1st - We have Practice Tests Software with Actual Exam Questions

2nd - Questions and Answers in PDF Format

PL-900 Practice Exam Features:

- * PL-900 Questions and Answers Updated Frequently
- * PL-900 Practice Questions Verified by Expert Senior Certified Staff
- * PL-900 Most Realistic Questions that Guarantee you a Pass on Your First Try
- * PL-900 Practice Test Questions in Multiple Choice Formats and Updates for 1 Year

100% Actual & Verified — Instant Download, Please Click
[Order The PL-900 Practice Test Here](#)