

## Professional-Cloud-Architect Dumps

### Google Certified Professional - Cloud Architect (GCP)

<https://www.certleader.com/Professional-Cloud-Architect-dumps.html>



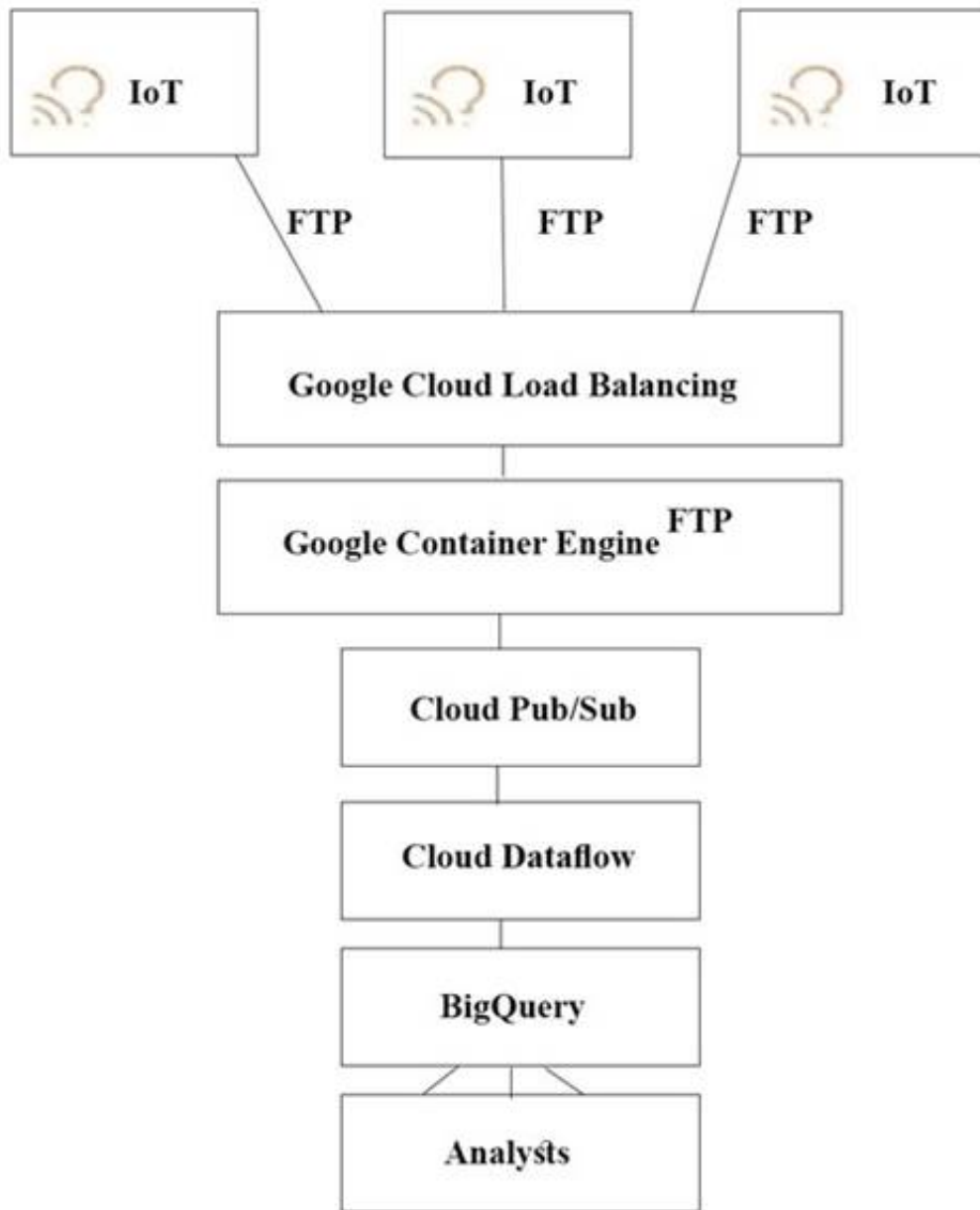
# NEW QUESTION 1

- (Topic 2)

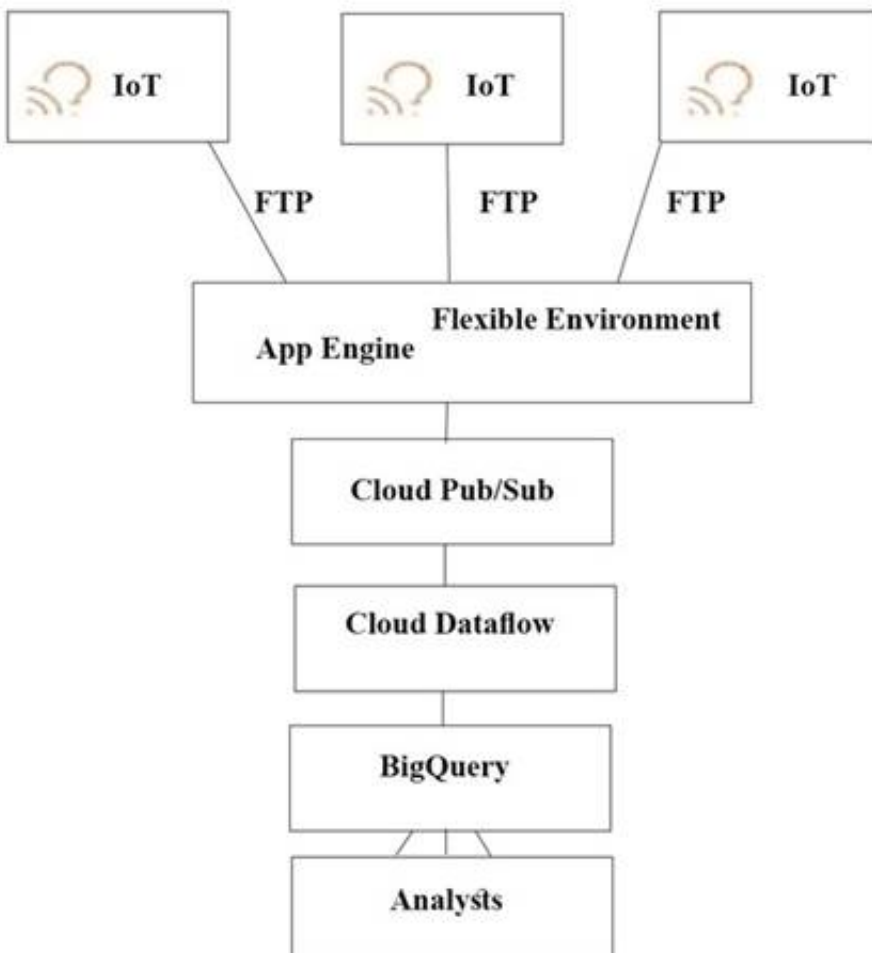
For this question, refer to the TerramEarth case study.

TerramEarth's CTO wants to use the raw data from connected vehicles to help identify approximately when a vehicle in the development team to focus their failure. You want to allow analysts to centrally query the vehicle data. Which architecture should you recommend?

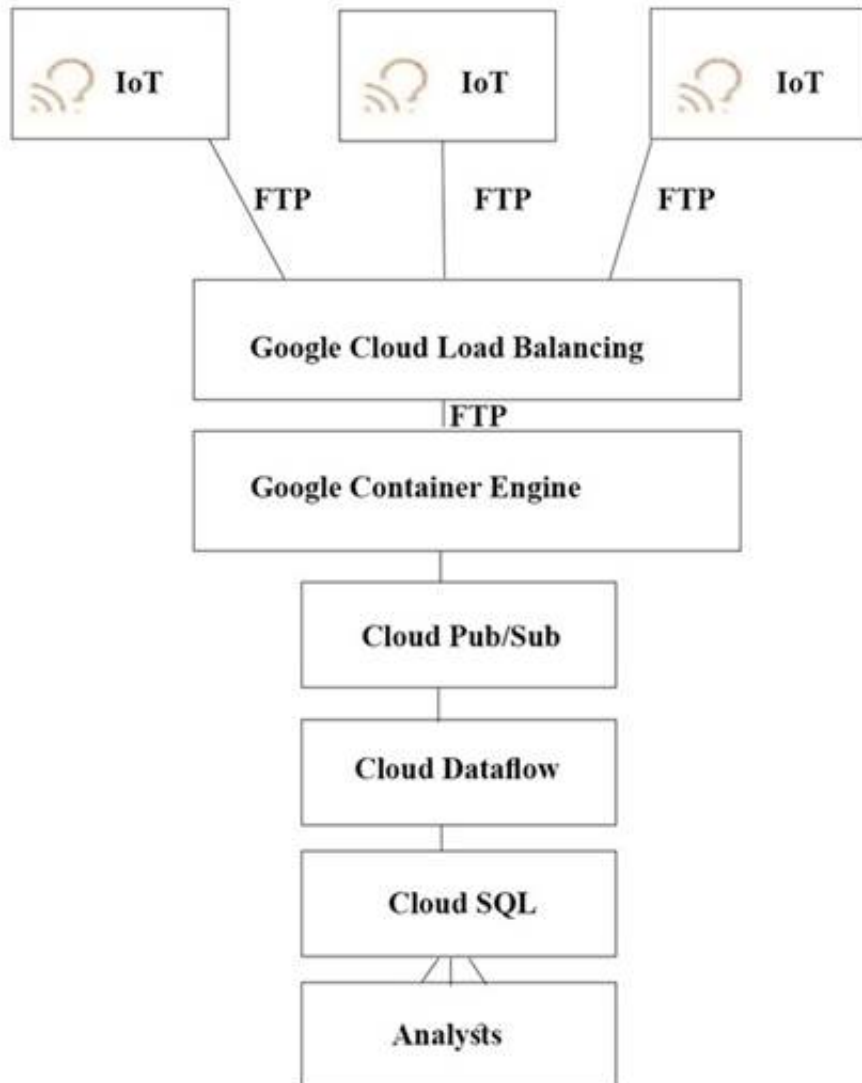
A)



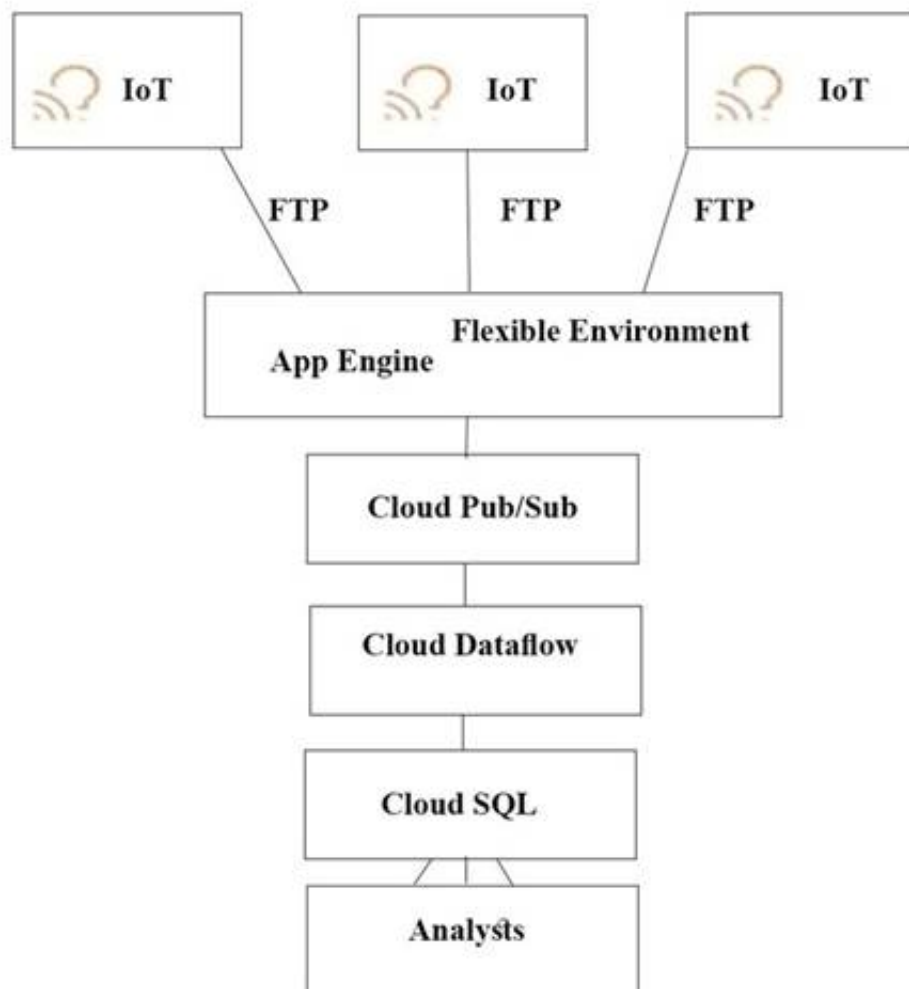
B)



C)



D)



- A. Option A
- B. Option B
- C. Option C
- D. Option D

**Answer: A**

**Explanation:**

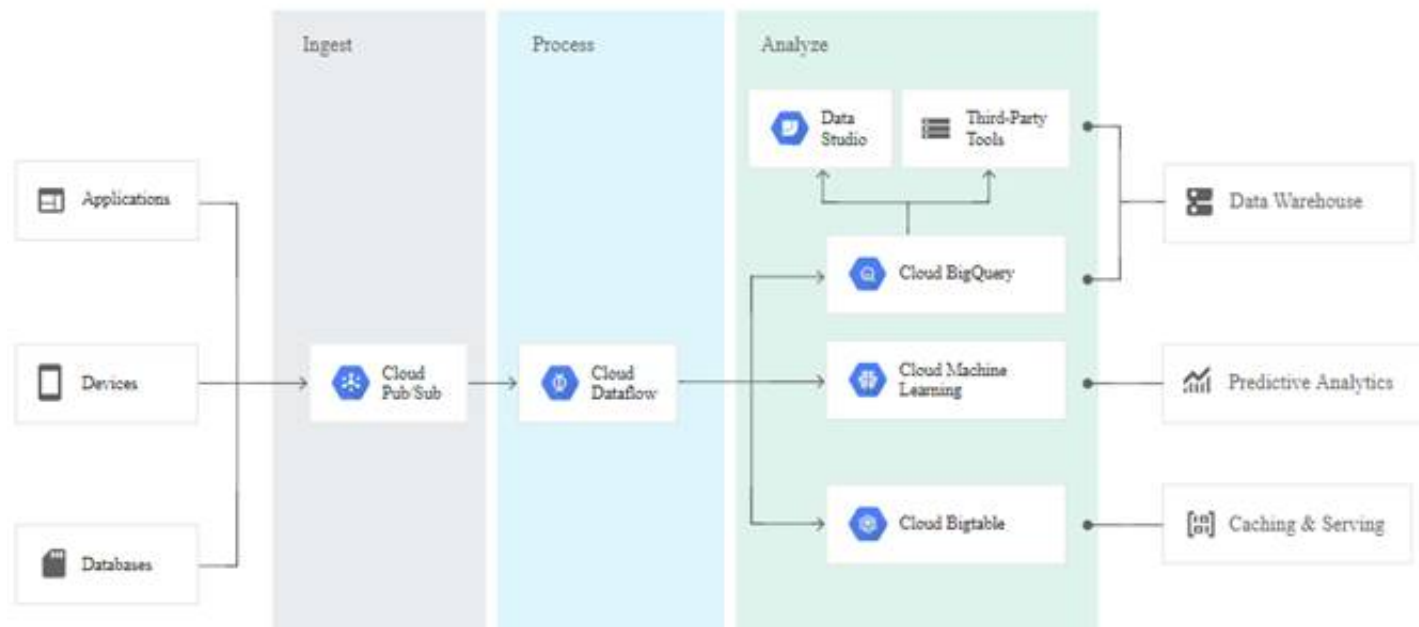
<https://cloud.google.com/solutions/iot/> <https://cloud.google.com/solutions/designing-connected-vehicle-platform> [https://cloud.google.com/solutions/designing-connected-vehicle-platform#data\\_ingestion](https://cloud.google.com/solutions/designing-connected-vehicle-platform#data_ingestion)

<http://www.eweek.com/big-data-and-analytics/google-touts-value-of-cloud-iot-core-for-analyzing-connected-car-data>

<https://cloud.google.com/solutions/iot/>

The push endpoint can be a load balancer.

A container cluster can be used. Cloud Pub/Sub for Stream Analytics



References: <https://cloud.google.com/pubsub/> <https://cloud.google.com/solutions/iot/> <https://cloud.google.com/solutions/designing-connected-vehicle-platform>  
[https://cloud.google.com/solutions/designing-connected-vehicle-platform#data\\_ingestion](https://cloud.google.com/solutions/designing-connected-vehicle-platform#data_ingestion) <http://www.eweek.com/big-data-and-analytics/google-touts-value-of-cloud-iot-core-for-analyzing-connected-car-data>  
<https://cloud.google.com/solutions/iot/>

## NEW QUESTION 2

- (Topic 2)

For this question refer to the TerramEarth case study

Operational parameters such as oil pressure are adjustable on each of TerramEarth's vehicles to increase their efficiency, depending on their environmental conditions. Your primary goal is to increase the operating efficiency of all 20 million cellular and unconnected vehicles in the field How can you accomplish this goal?

- A. Have your engineers inspect the data for patterns, and then create an algorithm with rules that make operational adjustments automatically.
- B. Capture all operating data, train machine learning models that identify ideal operations, and run locally to make operational adjustments automatically.
- C. Implement a Google Cloud Dataflow streaming job with a sliding window, and use Google Cloud Messaging (GCM) to make operational adjustments automatically.
- D. Capture all operating data, train machine learning models that identify ideal operations, and host in Google Cloud Machine Learning (ML) Platform to make operational adjustments automatically.

**Answer:** B

## NEW QUESTION 3

- (Topic 4)

For this question, refer to the Dress4Win case study.

Dress4Win would like to become familiar with deploying applications to the cloud by successfully deploying some applications quickly, as is. They have asked for your recommendation. What should you advise?

- A. Identify self-contained applications with external dependencies as a first move to the cloud.
- B. Identify enterprise applications with internal dependencies and recommend these as a first move to the cloud.
- C. Suggest moving their in-house databases to the cloud and continue serving requests to on-premise applications.
- D. Recommend moving their message queuing servers to the cloud and continue handling requests to on-premise applications.

**Answer:** A

### Explanation:

<https://cloud.google.com/blog/products/gcp/the-five-phases-of-migrating-to-google-cloud-platform>

## NEW QUESTION 4

- (Topic 4)

Dress4win has end to end tests covering 100% of their endpoints.

They want to ensure that the move of cloud does not introduce any new bugs.

Which additional testing methods should the developers employ to prevent an outage?

- A. They should run the end to end tests in the cloud staging environment to determine if the code is working as intended.
- B. They should enable google stack driver debugger on the application code to show errors in the code
- C. They should add additional unit tests and production scale load tests on their cloud staging environment.
- D. They should add canary tests so developers can measure how much of an impact the new release causes to latency

**Answer:** B

## NEW QUESTION 5

- (Topic 4)

For this question, refer to the Dress4Win case study.

Dress4Win has asked you for advice on how to migrate their on-premises MySQL deployment to the cloud. They want to minimize downtime and performance impact to their on-premises solution during the migration. Which approach should you recommend?

- A. Create a dump of the on-premises MySQL master server, and then shut it down, upload it to the cloud environment, and load into a new MySQL cluster.
- B. Setup a MySQL replica server/slave in the cloud environment, and configure it for asynchronous replication from the MySQL master server on-premises until cutover.
- C. Create a new MySQL cluster in the cloud, configure applications to begin writing to both on-premises and cloud MySQL masters, and destroy the original cluster

at cutover.

D. Create a dump of the MySQL replica server into the cloud environment, load it into: Google Cloud Datastore, and configure applications to read/write to Cloud Datastore at cutover.

**Answer: B**

#### NEW QUESTION 6

- (Topic 5)

Your company has an application running on Compute Engine that allows users to play their favorite music. There are a fixed number of instances. Files are stored in Cloud Storage and data is streamed directly to users. Users are reporting that they sometimes need to attempt to play popular songs multiple times before they are successful. You need to improve the performance of the application. What should you do?

A.

- \* 1. Copy popular songs into CloudSQL as a blob
- \* 2. Update application code to retrieve data from CloudSQL when Cloud Storage is overloaded

B.

- \* 1. Create a managed instance group with Compute Engine instances
- \* 2. Create a global load balancer and configure it with two backends
- \* Managed instance group
- \* Cloud Storage bucket
- \* 3. Enable Cloud CDN on the bucket backend

C.

- \* 1. Mount the Cloud Storage bucket using gcsfuse on all backend Compute Engine instances
- \* 2. Serve music files directly from the backend Compute Engine instance

D.

- \* 1. Create a Cloud Filestore NFS volume and attach it to the backend Compute Engine instances
- \* 2. Download popular songs in Cloud Filestore
- \* 3. Serve music files directly from the backend Compute Engine instance

A.

**Answer: B**

#### NEW QUESTION 7

- (Topic 5)

Your company has a networking team and a development team. The development team runs applications on Compute Engine instances that contain sensitive data. The development team requires administrative permissions for Compute Engine. Your company requires all network resources to be managed by the networking team. The development team does not want the networking team to have access to the sensitive data on the instances. What should you do?

A. \* 1. Create a project with a standalone VPC and assign the Network Admin role to the networking team.\* 2. Create a second project with a standalone VPC and assign the Compute Admin role to the development team.\* 3. Use Cloud VPN to join the two VPCs.

B. \* 1. Create a project with a standalone Virtual Private Cloud (VPC), assign the Network Admin role to the networking team, and assign the Compute Admin role to the development team.

C. \* 1. Create a project with a Shared VPC and assign the Network Admin role to the networking team.\* 2. Create a second project without a VPC, configure it as a Shared VPC service project, and assign the Compute Admin role to the development team.

D. \* 1. Create a project with a standalone VPC and assign the Network Admin role to the networking team.\* 2. Create a second project with a standalone VPC and assign the Compute Admin role to the development team.\* 3. Use VPC Peering to join the two VPCs.

**Answer: C**

#### Explanation:

In this scenario, a large organization has a central team that manages security and networking controls for the entire organization. Developers do not have permissions to make changes to any network or security settings defined by the security and networking team but they are granted permission to create resources such as virtual machines in shared subnets. To facilitate this the organization makes use of a shared VPC (Virtual Private Cloud). A shared VPC allows creation of a VPC network of RFC 1918 IP spaces that associated projects (service projects) can then use. Developers using the associated projects can create VM instances in the shared VPC network spaces. The organization's network and security admins can create subnets, VPNs, and firewall rules usable by all the projects in the VPC network. [https://cloud.google.com/iam/docs/job-functions/networking#single\\_team\\_manages\\_security\\_network\\_for\\_organization](https://cloud.google.com/iam/docs/job-functions/networking#single_team_manages_security_network_for_organization)

Reference: <https://cloud.google.com/vpc/docs/shared-vpc>

#### NEW QUESTION 8

- (Topic 5)

You have developed an application using Cloud ML Engine that recognizes famous paintings from uploaded images. You want to test the application and allow specific people to upload images for the next 24 hours. Not all users have a Google Account. How should you have users upload images?

A. Have users upload the images to Cloud Storage

B. Protect the bucket with a password that expires after 24 hours.

C. Have users upload the images to Cloud Storage using a signed URL that expires after 24 hours.

D. Create an App Engine web application where users can upload image

E. Configure App Engine to disable the application after 24 hours

F. Authenticate users via Cloud Identity.

G. Create an App Engine web application where users can upload images for the next 24 hours

H. Authenticate users via Cloud Identity.

**Answer: A**

#### Explanation:

<https://cloud.google.com/blog/products/storage-data-transfer/uploading-images-directly-to-cloud-storage-by-using-signed-url>

#### NEW QUESTION 9

- (Topic 5)



You have a Python web application with many dependencies that requires 0.1 CPU cores and 128 MB of memory to operate in production. You want to monitor and maximize machine utilization. You also to reliably deploy new versions of the application. Which set of steps should you take?

- A. Perform the following:1) Create a managed instance group with f1-micro type machines.2) Use a startup script to clone the repository, check out the production branch, install the dependencies, and start the Python app.3) Restart the instances to automatically deploy new production releases.
- B. Perform the following:1) Create a managed instance group with n1-standard-1 type machines.2) Build a Compute Engine image from the production branch that contains all of the dependencies and automatically starts the Python app.3) Rebuild the Compute Engine image, and update the instance template to deploy new production releases.
- C. Perform the following:1) Create a Kubernetes Engine cluster with n1-standard-1 type machines.2) Build a Docker image from the production branch with all of the dependencies, and tag it with the version number.3) Create a Kubernetes Deployment with the imagePullPolicy set to "IfNotPresent" in the staging namespace, and then promote it to the production namespace after testing.
- D. Perform the following:1) Create a Kubernetes Engine (GKE) cluster with n1-standard-4 type machines.2) Build a Docker image from the master branch with all of the dependencies, and tag it with "latest".3) Create a Kubernetes Deployment in the default namespace with the imagePullPolicy set to "Always".Restart the pods to automatically deploy new production releases.

**Answer:** D

**Explanation:**

<https://cloud.google.com/compute/docs/instance-templates>

#### NEW QUESTION 10

- (Topic 5)

You are deploying a PHP App Engine Standard service with SQL as the backend. You want to minimize the number of queries to the database. What should you do?

- A. Set the memcache service level to dedicate
- B. Create a key from the hash of the query, and return database values from memcache before issuing a query to Cloud SQL.
- C. Set the memcache service level to dedicate
- D. Create a cron task that runs every minute to populate the cache with keys containing query results.
- E. Set the memcache service level to share
- F. Create a cron task that runs every minute to save all expected queries to a key called "cached-queries".
- G. Set the memcache service level to share
- H. Create a key called "cached-queries", and return database values from the key before using a query to Cloud SQL.

**Answer:** A

**Explanation:**

<https://cloud.google.com/appengine/docs/standard/php/memcache/using>

#### NEW QUESTION 10

- (Topic 5)

You are developing a globally scaled frontend for a legacy streaming backend data API.

This API expects

events in strict chronological order with no repeat data for proper processing.

Which products should you deploy to ensure guaranteed-once FIFO (first-in, first-out) delivery of data?

- A. Cloud Pub/Sub alone
- B. Cloud Pub/Sub to Cloud DataFlow
- C. Cloud Pub/Sub to Stackdriver
- D. Cloud Pub/Sub to Cloud SQL

**Answer:** B

**Explanation:**

Reference <https://cloud.google.com/pubsub/docs/ordering>

#### NEW QUESTION 11

- (Topic 5)

Your company has decided to make a major revision of their API in order to create better experiences for their developers. They need to keep the old version of the API available and deployable, while allowing new customers and testers to try out the new API. They want to keep the same SSL and DNS records in place to serve both APIs. What should they do?

- A. Configure a new load balancer for the new version of the API.
- B. Reconfigure old clients to use a new endpoint for the new API.
- C. Have the old API forward traffic to the new API based on the path.
- D. Use separate backend pools for each API path behind the load balancer.

**Answer:** D

**Explanation:**

<https://cloud.google.com/endpoints/docs/openapi/lifecycle-management>

#### NEW QUESTION 12

- (Topic 5)

Your company is using Google Cloud. You have two folders under the Organization: Finance and Shopping. The members of the development team are in a Google Group. The development team group has been assigned the Project Owner role on the Organization. You want to prevent the development team from creating resources in projects in the Finance folder. What should you do?

- A. Assign the development team group the Project Viewer role on the Finance folder, and assign the development team group the Project Owner role on the

Shopping folder.

B. Assign the development team group only the Project Viewer role on the Finance folder.

C. Assign the development team group the Project Owner role on the Shopping folder, and remove the development team group Project Owner role from the Organization.

D. Assign the development team group only the Project Owner role on the Shopping folder.

**Answer: C**

**Explanation:**

<https://cloud.google.com/resource-manager/docs/cloud-platform-resource-hierarchy>

"Roles are always inherited, and there is no way to explicitly remove a permission for a lower-level resource that is granted at a higher level in the resource hierarchy. Given the above example, even if you were to remove the Project Editor role from Bob on the "Test GCP Project", he would still inherit that role from the "Dept Y" folder, so he would still have the permissions for that role on "Test GCP Project"."

Reference: <https://cloud.google.com/resource-manager/docs/creating-managing-folders>

**NEW QUESTION 17**

- (Topic 5)

You are implementing the infrastructure for a web service on Google Cloud. The web service needs to receive and store the data from 500,000 requests per second. The data will be queried later in real time, based on exact matches of a known set of attributes. There will be periods where the web service will not receive any requests. The business wants to keep costs low. Which web service platform and database should you use for the application?

A. Cloud Run and BigQuery

B. Cloud Run and Cloud Bigtable

C. A Compute Engine autoscaling managed instance group and BigQuery

D. A Compute Engine autoscaling managed instance group and Cloud Bigtable

**Answer: B**

**Explanation:**

<https://cloud.google.com/run/docs/about-instance-autoscaling> <https://cloud.google.com/blog/topics/developers-practitioners/bigtable-vs-bigquery-whats-difference>

**NEW QUESTION 22**

- (Topic 5)

A lead software engineer tells you that his new application design uses websockets and HTTP sessions that are not distributed across the web servers. You want to help him ensure his application will run properly on Google Cloud Platform. What should you do?

A. Help the engineer to convert his websocket code to use HTTP streaming.

B. Review the encryption requirements for websocket connections with the security team.

C. Meet with the cloud operations team and the engineer to discuss load balancer options.

D. Help the engineer redesign the application to use a distributed user session service that does not rely on websockets and HTTP sessions.

**Answer: C**

**Explanation:**

Google Cloud Platform (GCP) HTTP(S) load balancing provides global load balancing for HTTP(S) requests destined for your instances.

The HTTP(S) load balancer has native support for the WebSocket protocol.

**NEW QUESTION 25**

- (Topic 5)

You deploy your custom Java application to Google App Engine. It fails to deploy and gives you the following stack trace.

```
java.lang.SecurityException: SHA1 digest error for
com/Altostrat/CloakedServlet.class
    at com.google.appengine.runtime.Request.process
-d36f818a24b8cf1d (Request.java)
    at
sun.security.util.ManifestEntryVerifier.verify
(ManifestEntryVerifier.java:210)
    at java.util.jar.JarVerifier.processEntry
(JarVerifier.java:218)
    at java.util.jar.JarVerifier.update
(JarVerifier.java:205)
    at
java.util.jar.JarVerifiersVerifierStream.read
(JarVerifier.java:428)
    at sun.misc.Resource.getBytes
(Resource.java:124)
    at java.net.URL.ClassLoader.defineClass
(URLClassLoader.java:273)
    at sun.reflect.GeneratedMethodAccessor5.invoke
(Unknown Source)
    at
sun.reflect.DelegatingMethodAccessorImpl.invoke
(DelegatingMethodAccessorImpl.java:43)
    at java.lang.reflect.Method.invoke
(Method.java:616)
    at java.lang.ClassLoader.loadClass
(ClassLoader.java:266)
```

What should you do?

- A. Upload missing JAR files and redeploy your application.
- B. Digitally sign all of your JAR files and redeploy your application
- C. Recompile the CLoakedServlet class using and MD5 hash instead of SHA1

**Answer: B**

#### NEW QUESTION 27

- (Topic 5)

Your company runs several databases on a single MySQL instance. They need to take backups of a specific database at regular intervals. The backup activity needs to complete as quickly as possible and cannot be allowed to impact disk performance. How should you configure the storage?

- A. Configure a cron job to use the gcloud tool to take regular backups using persistent disk snapshots.
- B. Mount a Local SSD volume as the backup locatio
- C. After the backup is complete, use gsutil to move the backup to Google Cloud Storage.
- D. Use gcsfuse to mount a Google Cloud Storage bucket as a volume directly on the instance and write backups to the mounted location using mysqldump
- E. Mount additional persistent disk volumes onto each virtual machine (VM) instance in a RAID10 array and use LVM to create snapshots to send to Cloud Storage.

**Answer: B**

#### Explanation:

<https://cloud.google.com/compute/docs/instances/sql-server/best-practices>

#### NEW QUESTION 31

- (Topic 5)

You need to design a solution for global load balancing based on the URL path being requested. You need to ensure operations reliability and end-to-end in-transit encryption based on Google best practices.

What should you do?

- A. Create a cross-region load balancer with URL Maps.
- B. Create an HTTPS load balancer with URL maps.
- C. Create appropriate instance groups and instance
- D. Configure SSL proxy load balancing.
- E. Create a global forwarding rul
- F. Configure SSL proxy balancing.



**Answer:** B

**Explanation:**

Reference <https://cloud.google.com/load-balancing/docs/https/url-map>

**NEW QUESTION 33**

- (Topic 5)

You need to upload files from your on-premises environment to Cloud Storage. You want the files to be encrypted on Cloud Storage using customer-supplied encryption keys. What should you do?

- A. Supply the encryption key in a .boto configuration fil
- B. Use gsutil to upload the files.
- C. Supply the encryption key using gcloud confi
- D. Use gsutil to upload the files to that bucket.
- E. Use gsutil to upload the files, and use the flag --encryption-key to supply the encryption key.
- F. Use gsutil to create a bucket, and use the flag --encryption-key to supply the encryption ke
- G. Use gsutil to upload the files to that bucket.

**Answer:** A

**Explanation:**

<https://cloud.google.com/storage/docs/encryption/customer-supplied-keys#gsutil>

**NEW QUESTION 38**

- (Topic 5)

All compute Engine instances in your VPC should be able to connect to an Active Directory server on specific ports. Any other traffic emerging from your instances is not allowed. You want to enforce this using VPC firewall rules.

How should you configure the firewall rules?

- A. Create an egress rule with priority 1000 to deny all traffic for all instance
- B. Create another egress rule with priority 100 to allow the Active Directory traffic for all instances.
- C. Create an egress rule with priority 100 to deny all traffic for all instance
- D. Create another egress rule with priority 1000 to allow the Active Directory traffic for all instances.
- E. Create an egress rule with priority 1000 to allow the Active Directory traffi
- F. Rely on the implied denyegress rule with priority 100 to block all traffic for all instances.
- G. Create an egress rule with priority 100 to allow the Active Directory traffi
- H. Rely on the implied deny egress rule with priority 1000 to block all traffic for all instances.

**Answer:** B

**Explanation:**

<https://cloud.google.com/vpc/docs/firewalls>

**NEW QUESTION 41**

- (Topic 5)

You want to enable your running Google Container Engine cluster to scale as demand for your application changes.

What should you do?

- A. Add additional nodes to your Container Engine cluster using the following command: gcloud container clusters resize CLUSTER\_NAME --size 10
- B. Add a tag to the instances in the cluster with the following command:gcloud compute instances add-tags INSTANCE --tags enable --autoscaling max-nodes=10
- C. Update the existing Container Engine cluster with the following command:gcloud alpha container clusters update mycluster --enable-autoscaling --min-nodes=1 -- max-nodes=10
- D. Create a new Container Engine cluster with the following command:gcloud alpha container clusters create mycluster --enable-autocaling --min-nodes=1 --max-nodes=10and redeploy your application.

**Answer:** B

**Explanation:**

<https://cloud.google.com/kubernetes-engine/docs/concepts/cluster-autoscaler>

Cluster autoscaling

--enable-autoscaling

Enables autoscaling for a node pool.

Enables autoscaling in the node pool specified by --node-pool or the default node pool if -- node-pool is not provided.

Where:

--max-nodes=MAX\_NODES

Maximum number of nodes in the node pool.

Maximum number of nodes to which the node pool specified by --node-pool (or default node pool if unspecified) can scale.

**NEW QUESTION 43**

- (Topic 5)

You are working with a data warehousing team that performs data analysis. The team needs to process data from external partners, but the data contains personally identifiable information (PII). You need to process and store the data without storing any of the PII data. What should you do?

- A. Create a Dataflow pipeline to retrieve the data from the external source
- B. As part of the pipeline use the Cloud Data Loss Prevention (Cloud DLP) API to remove any PII data Store the result in BigQuery
- C. Create a Dataflow pipeline to retrieve the data from the external source
- D. As part of the pipeline store all non-PII data in BigQuery and store all PII data in a Cloud Storage bucket that has a retention policy set.
- E. Ask the external partners to upload an data on Cloud Storage Configure Bucket Lock for the bucket Create a Dataflow pipeline to read the data from the bucket

As part of the pipeline, use the Cloud Data Loss Prevention (Cloud DIP) API to remove any PII data Store the result in BigQuery  
F. Ask the external partners to import all data in your BigQuery dataset Create a dataflow pipeline to copy the data into a new table As part of the Dataflow bucket skip all data in columns that have PII data

**Answer:** A

**Explanation:**

Create a Dataflow pipeline to retrieve the data from the external sources, he did not specify the way he is going to create it, it might be a pub/sub or external table or whatever.

**NEW QUESTION 44**

- (Topic 5)

You want to allow your operations team to store logs from all the production projects in your Organization, without duplicating logs from other projects All of the production projects are contained in a folder. You want to ensure that all logs for existing and new production projects are captured automatically. What should you do?

- A. Create an aggregated export on the Production folder
- B. Set the log sink to be a Cloud Storage bucket in an operations project
- C. Create an aggregated export on the Organization resource
- D. Set the log sink to be a Cloud Storage bucket in an operations project.
- E. Create log exports in the production project
- F. Set the log sinks to be a Cloud Storage bucket in an operations project.
- G. Create log exports in the production project
- H. Set the log sinks to be BigQuery datasets in the production projects and grant IAM access to the operations team to run queries on the datasets

**Answer:** A

**Explanation:**

? An aggregated export is a type of sink that combines and routes log entries from the Google Cloud resources contained by an organization or folder1. By creating an aggregated export on the Production folder, you can capture all the logs from the existing and new production projects in that folder automatically1.  
? A log sink is a destination for log entries that match a filter1. By setting the log sink to be a Cloud Storage bucket in an operations project, you can store the log entries in Cloud Storage and allow your operations team to access them1.

**NEW QUESTION 45**

- (Topic 5)

Your development team has installed a new Linux kernel module on the batch servers in Google Compute Engine (GCE) virtual machines (VMs) to speed up the nightly batch process. Two days after the installation, 50% of web application deployed in the same nightly batch run. You want to collect details on the failure to pass back to the development team. Which three actions should you take? Choose 3 answers

- A. Use Stackdriver Logging to search for the module log entries.
- B. Read the debug GCE Activity log using the API or Cloud Console.
- C. Use gcloud or Cloud Console to connect to the serial console and observe the logs.
- D. Identify whether a live migration event of the failed server occurred, using the activity log.
- E. Adjust the Google Stackdriver timeline to match the failure time, and observe the batch server metrics.
- F. Export a debug VM into an image, and run the image on a local server where kernel log messages will be displayed on the native screen.

**Answer:** ACE

**Explanation:**

<https://www.flexera.com/blog/cloud/2013/12/google-compute-engine-live-migration-passes-the-test/>  
"With live migration, the virtual machines are moved without any downtime or noticeable service degradation"

**NEW QUESTION 47**

- (Topic 5)

Your company has an application running as a Deployment in a Google Kubernetes Engine (GKE) cluster When releasing new versions of the application via a rolling deployment, the team has been causing outages The root cause of the outages is misconfigurations with parameters that are only used in production You want to put preventive measures for this in the platform to prevent outages What should you do?

- A. Configure liveness and readiness probes in the Pod specification
- B. Configure an uptime alert in Cloud Monitoring
- C. Create a Scheduled Task to check whether the application is available
- D. Configure health checks on the managed instance group

**Answer:** D

**Explanation:**

This option can help prevent outages caused by misconfigurations with parameters that are only used in production. Liveness and readiness probes are mechanisms to check the health and availability of the Pods and containers in a GKE cluster. Liveness probes determine if a container is still running, and if not, restart it. Readiness probes determine if a container is ready to serve requests, and if not, remove it from the load balancer. By configuring liveness and readiness probes in the Pod specification, you can ensure that your application can handle traffic and recover from failures gracefully during a rolling update. The other options are not optimal for this scenario, because they either do not prevent outages, but only alert or monitor them (B, C), or do not apply to GKE clusters, but to Compute Engine instances (D). References:

? <https://cloud.google.com/kubernetes-engine/docs/how-to/updating-apps>

? <https://cloud.google.com/blog/products/containers-kubernetes/kubernetes-best-practices-setting-up-health-checks-with-readiness-and-liveness-probes>

**NEW QUESTION 52**

- (Topic 5)

Your company and one of its partners each have a Google Cloud project in separate organizations. Your company's project (prj-a) runs in Virtual Private Cloud (vpc-a). The partner's project (prj-b) runs in vpc-b. There are two instances running on vpc-a and one instance running on vpc-b Subnets defined in both VPCs are

not overlapping. You need to ensure that all instances communicate with each other via internal IPs minimizing latency and maximizing throughput. What should you do?

- A. Set up a network peering between vpc-a and vpc-b
- B. Set up a VPN between vpc-a and vpc-b using Cloud VPN
- C. Configure IAP TCP forwarding on the instance in vpc b and then launch the following gcloud command from one of the instance in vpc-gcloud: gcloud compute start-iap-tunnel INSTANCE\_NAME\_IPC\_8 22 -i local-host --port=localhost:22  
\* 1. Create an additional instance in vpc-a\* 2. Create an additional instance n vpc-b\* 3. Instal OpenVPN in newly created instances\* 4. Configure a VPN tunnel between vpc-a and vpc-b with the help of OpenVPN

**Answer:** C

#### NEW QUESTION 55

- (Topic 5)

Your company is running a stateless application on a Compute Engine instance. The application is used heavily during regular business hours and lightly outside of business hours. Users are reporting that the application is slow during peak hours. You need to optimize the application's performance. What should you do?

- A. Create a snapshot of the existing dis
- B. Create an instance template from the snapshot.Create anautoscaled managed instance group from the instance template.
- C. Create a snapshot of the existing dis
- D. Create a custom image from the snapsho
- E. Create an autoscaled managed instance group from the custom image.
- F. Create a custom image from the existing dis
- G. Create an instance template from the custom imag
- H. Create an autoscaled managed instance group from the instance template.
- I. Create an instance template from the existing dis
- J. Create a custom image from the instance template.Create an autoscaled managed instance group from the custom image.

**Answer:** B

#### Explanation:

<https://cloud.google.com/compute/docs/instance-templates/create-instance-templates>

#### NEW QUESTION 60

- (Topic 5)

You are working at a financial institution that stores mortgage loan approval documents on Cloud Storage. Any change to these approval documents must be uploaded as a separate approval file, so you want to ensure that these documents cannot be deleted or overwritten for the next 5 years. What should you do?

- A. Create a retention policy on the bucket for the duration of 5 year
- B. Create a lock on the retention policy.
- C. Create the bucket with uniform bucket-level access, and grant a service account the role of Object Write
- D. Use the service account to upload new files.
- E. Use a customer-managed key for the encryption of the bucke
- F. Rotate the key after 5 years.
- G. Create the bucket with fine-grained access control, and grant a service account the role of Object Write
- H. Use the service account to upload new files.

**Answer:** A

#### Explanation:

Reference: <https://cloud.google.com/storage/docs/using-bucket-lock>

#### NEW QUESTION 63

- (Topic 5)

You have an outage in your Compute Engine managed instance group: all instance keep restarting after 5 seconds. You have a health check configured, but autoscaling is disabled. Your colleague, who is a Linux expert, offered to look into the issue. You need to make sure that he can access the VMs. What should you do?

- A. Grant your colleague the IAM role of project Viewer
- B. Perform a rolling restart on the instance group
- C. Disable the health check for the instance grou
- D. Add his SSH key to the project-wide SSH keys
- E. Disable autoscaling for the instance grou
- F. Add his SSH key to the project-wide SSH Keys

**Answer:** C

#### Explanation:

<https://cloud.google.com/compute/docs/instance-groups/autohealing-instances-in-migs> Health checks used for autohealing should be conservative so they don't preemptively delete and recreate your instances. When an autohealer health check is too aggressive, the autohealer might mistake busy instances for failed instances and unnecessarily restart them, reducing availability

#### NEW QUESTION 67

- (Topic 5)

Your web application must comply with the requirements of the European Union's General Data Protection Regulation (GDPR). You are responsible for the technical architecture of your web application. What should you do?

- A. Ensure that your web application only uses native features and services of Google Cloud Platform,because Google already has various certifications and provides "pass-on" compliance when you use native features.

- B. Enable the relevant GDPR compliance setting within the GCPConsole for each of the services in use within your application.
- C. Ensure that Cloud Security Scanner is part of your test planning strategy in order to pick up any compliance gaps.
- D. Define a design for the security of data in your web application that meets GDPR requirements.

**Answer:** D

**Explanation:**

<https://cloud.google.com/security/gdpr/?tab=tab4>

Reference: <https://www.mobiloud.com/blog/gdpr-compliant-mobile-app/>

**NEW QUESTION 70**

- (Topic 5)

Your company acquired a healthcare startup and must retain its customers' medical information for up to 4 more years, depending on when it was created. Your corporate policy is to securely retain this data, and then delete it as soon as regulations allow.

Which approach should you take?

- A. Store the data in Google Drive and manually delete records as they expire.
- B. Anonymize the data using the Cloud Data Loss Prevention API and store it indefinitely.
- C. Store the data using the Cloud Storage and use lifecycle management to delete files when they expire.
- D. Store the data in Cloud Storage and run a nightly batch script that deletes all expired data.

**Answer:** C

**Explanation:**

<https://cloud.google.com/storage/docs/lifecycle>

**NEW QUESTION 72**

- (Topic 5)

A small number of API requests to your microservices-based application take a very long time. You know that each request to the API can traverse many services. You want to know which service takes the longest in those cases. What should you do?

- A. Set timeouts on your application so that you can fail requests faster.
- B. Send custom metrics for each of your requests to Stackdriver Monitoring.
- C. Use Stackdriver Monitoring to look for insights that show when your API latencies are high.
- D. Instrument your application with Stackdriver Trace in order to break down the request latencies at each microservice.

**Answer:** D

**Explanation:**

<https://cloud.google.com/trace/docs/overview>

**NEW QUESTION 73**

- (Topic 5)

An application development team believes their current logging tool will not meet their needs for their new cloud-based product. They want a better tool to capture errors and help them analyze their historical log data. You want to help them find a solution that meets their needs, what should you do?

- A. Direct them to download and install the Google StackDriver logging agent.
- B. Send them a list of online resources about logging best practices.
- C. Help them define their requirements and assess viable logging tools.
- D. Help them upgrade their current tool to take advantage of any new features.

**Answer:** C

**Explanation:**

Help them define their requirements and assess viable logging tools. They know the requirements and the existing tools' problems. While it's true StackDriver Logging and Error Reporting possibly meet all their requirements, there might be other tools also meet their need. They need you to provide expertise to make assessment for new tools, specifically, logging tools that can "capture errors and help them analyze their historical log data".

References: <https://cloud.google.com/logging/docs/agent/installation>

**NEW QUESTION 78**

- (Topic 5)

You need to deploy an application on Google Cloud that must run on a Debian Linux environment. The application requires extensive configuration in order to operate correctly. You want to ensure that you can install Debian distribution updates with minimal manual intervention whenever they become available. What should you do?

- A. Create a Compute Engine instance template using the most recent Debian image.
- B. Create an instance from this template, and install and configure the application as part of the startup script.
- C. Repeat this process whenever a new Google-managed Debian image becomes available.
- D. Create a Debian-based Compute Engine instance, install and configure the application, and use OS patch management to install available updates.
- E. Create an instance with the latest available Debian image.
- F. Connect to the instance via SSH, and install and configure the application on the instance.
- G. Repeat this process whenever a new Google-managed Debian image becomes available.
- H. Create a Docker container with Debian as the base image.
- I. Install and configure the application as part of the Docker image creation process.
- J. Host the container on Google Kubernetes Engine and restart the container whenever a new update is available.

**Answer:** B

**Explanation:**



Reference: <https://cloud.google.com/compute/docs/os-patch-management>

**NEW QUESTION 81**

- (Topic 5)

You write a Python script to connect to Google BigQuery from a Google Compute Engine virtual machine. The script is printing errors that it cannot connect to BigQuery. What should you do to fix the script?

- A. Install the latest BigQuery API client library for Python
- B. Run your script on a new virtual machine with the BigQuery access scope enabled
- C. Create a new service account with BigQuery access and execute your script with that user
- D. Install the bq component for gcloud with the command `gcloud components install bq`.

**Answer: B**

**Explanation:**

The error is most like caused by the access scope issue. When create new instance, you have the default Compute engine default service account but most serves access including BigQuery is not enable. Create an instance Most access are not enabled by default You have default service account but don't have the permission (scope) you can stop the instance, edit, change scope and restart it to enable the scope access. Of course, if you Run your script on a new virtual machine with the BigQuery access scope enabled, it also works

<https://cloud.google.com/compute/docs/access/service-accounts>

**NEW QUESTION 85**

- (Topic 5)

You team needs to create a Google Kubernetes Engine (GKE) cluster to host a newly built application that requires access to third-party services on the internet. Your company does not allow any Compute Engine instance to have a public IP address on Google Cloud. You need to create a deployment strategy that adheres to these guidelines. What should you do?

- A. Create a Compute Engine instance, and install a NAT Proxy on the instanc
- B. Configure all workloads on GKE to pass through this proxy to access third-party services on the Internet
- C. Configure the GKE cluster as a private cluster, and configure Cloud NAT Gateway for the cluster subnet
- D. Configure the GKE cluster as a route-based cluste
- E. Configure Private Google Access on the Virtual Private Cloud (VPC)
- F. Configure the GKE cluster as a private cluste
- G. Configure Private Google Access on the Virtual Private Cloud (VPC)

**Answer: B**

**Explanation:**

A Cloud NAT gateway can perform NAT for nodes and Pods in a private cluster, which is a type of VPC-native cluster. The Cloud NAT gateway must be configured to apply to at least the following subnet IP address ranges for the subnet that your cluster uses:

Subnet primary IP address range (used by nodes)

Subnet secondary IP address range used for Pods in the cluster Subnet secondary IP address range used for Services in the cluster

The simplest way to provide NAT for an entire private cluster is to configure a Cloud NAT gateway to apply to all of the cluster's subnet's IP address ranges.

<https://cloud.google.com/nat/docs/overview>

**NEW QUESTION 90**

- (Topic 5)

Your web application uses Google Kubernetes Engine to manage several workloads. One workload requires a consistent set of hostnames even after pod scaling and relaunches.

Which feature of Kubernetes should you use to accomplish this?

- A. StatefulSets
- B. Role-based access control
- C. Container environment variables
- D. Persistent Volumes

**Answer: A**

**Explanation:**

<https://kubernetes.io/docs/tutorials/stateful-application/basic-stateful-set/>

**NEW QUESTION 93**

- (Topic 5)

Your company has an application running on Google Cloud that is collecting data from thousands of physical devices that are globally distributed. Data is publish to Pub/Sub and streamed in real time into an SSO Cloud Bigtable cluster via a Dataflow pipeline. The operations team informs you that your Cloud Bigtable cluster has a hot-spot and queries are taking longer man expected You need to resolve the problem and prevent it from happening in the future What should you do?

- A. Advise your clients to use HBase APIs instead of NodeJS APIs.
- B. Review your RowKey strategy and ensure that keys are evenly spread across the alphabet.
- C. Delete records older than 30 days.
- D. Double the number of nodes you currently have.

**Answer: B**

**NEW QUESTION 95**

- (Topic 5)

Your company has an application running on a deployment in a GKE cluster. You have a separate cluster for development, staging and production. You have discovered that the team is able to deploy a Docker image to the production cluster without first testing the deployment in development and then staging. You want



to allow the team to have autonomy but want to prevent this from happening. You want a Google Cloud solution that can be implemented quickly with minimal effort. What should you do?

- A. Create a Kubernetes admission controller to prevent the container from starting if it is not approved for usage in the given environment
- B. Configure a Kubernetes lifecycle hook to prevent the container from starting if it is not approved for usage in the given environment
- C. Implement a corporate policy to prevent teams from deploying Docker image to an environment unless the Docker image was tested in an earlier environment
- D. Configure the binary authorization policies for the development, staging and production cluster
- E. Create attestations as part of the continuous integration pipeline"

**Answer: D**

**Explanation:**

<https://cloud.google.com/architecture/prep-kubernetes-engine-for-prod#binary-authorization>

The most common Binary Authorization use cases involve attestations. An attestation certifies that a specific image has completed a previous stage, as described previously. You configure the Binary Authorization policy to verify the attestation before allowing the image to be deployed. At deploy time, instead of redoing activities that were completed in earlier stages, Binary Authorization only needs to verify the attestation. <https://cloud.google.com/binary-authorization/docs/overview>

**NEW QUESTION 100**

- (Topic 5)

You have an application that will run on Compute Engine. You need to design an architecture that takes into account a disaster recovery plan that requires your application to fail over to another region in case of a regional outage. What should you do?

- A. Deploy the application on two Compute Engine instances in the same project but in a different regio
- B. Use the first instance to serve traffic, and use the HTTP load balancing service to fail over to the standby instance in case of a disaster.
- C. Deploy the application on a Compute Engine instanc
- D. Use the instance to serve traffic, and use the HTTP load balancing service to fail over to an instance on your premises in case of a disaster.
- E. Deploy the application on two Compute Engine instance groups, each in the same project but in a different regio
- F. Use the first instance group to serve traffic, and use the HTTP load balancing service to fail over to the standby instance group in case of a disaster.
- G. Deploy the application on two Compute Engine instance groups, each in separate project and a different regio
- H. Use the first instance group to server traffic, and use the HTTP load balancing service to fail over to the standby instance in case of a disaster.

**Answer: C**

**NEW QUESTION 105**

- (Topic 5)

You are working at a sports association whose members range in age from 8 to 30. The association collects a large amount of health data, such as sustained injuries. You are storing this data in BigQuery. Current legislation requires you to delete such information upon request of the subject. You want to design a solution that can accommodate such a request. What should you do?

- A. Use a unique identifier for each individua
- B. Upon a deletion request, delete all rows from BigQuery with this identifier.
- C. When ingesting new data in BigQuery, run the data through the Data Loss Prevention (DLP) API to identify any personal informatio
- D. As part of the DLP scan, save the result to Data Catalo
- E. Upon a deletion request, query Data Catalog to find the column with personal information.
- F. Create a BigQuery view over the table that contains all dat
- G. Upon a deletion request, exclude the rows that affect the subject's data from this vie
- H. Use this view instead of the source table for all analysis tasks.
- I. Use a unique identifier for each individua
- J. Upon a deletion request, overwrite the column with the unique identifier with a salted SHA256 of its value.

**Answer: B**

**Explanation:**

Current legislation requires you to delete "SUCH" information upon request of the subject. " So from that point of view the question is not to delete the entire user records but specific data related to personal health data. With DLP you can use InfoTypes and InfoType detectors to specifically scan for those entries and how to act upon them (link <https://cloud.google.com/dlp/docs/concepts-infotypes>)

<https://cloud.google.com/dlp#section-6>

**NEW QUESTION 108**

- (Topic 5)

Your company wants to try out the cloud with low risk. They want to archive approximately 100 TB of their log data to the cloud and test the analytics features available to them there, while also retaining that data as a long-term disaster recovery backup. Which two steps should they take? Choose 2 answers

- A. Load logs into Google BigQuery.
- B. Load logs into Google Cloud SQL.
- C. Import logs into Google Stackdriver.
- D. Insert logs into Google Cloud Bigtable.
- E. Upload log files into Google Cloud Storage.

**Answer: AE**

**NEW QUESTION 110**

- (Topic 5)

Your customer wants to capture multiple GBs of aggregate real-time key performance indicators (KPIs) from their game servers running on Google Cloud Platform and monitor the KPIs with low latency. How should they capture the KPIs?

- A. Store time-series data from the game servers in Google Bigtable, and view it using Google Data Studio.
- B. Output custom metrics to Stackdriver from the game servers, and create a Dashboard in StackdriverMonitoring Console to view them.

- C. Schedule BigQuery load jobs to ingest analytics files uploaded to Cloud Storage every ten minutes, and visualize the results in Google Data Studio.
- D. Insert the KPIs into Cloud Datastore entities, and run ad hoc analysis and visualizations of them in Cloud Datalab.

**Answer:** A

**Explanation:**

<https://cloud.google.com/monitoring/api/v3/metrics-details#metric-kinds>

**NEW QUESTION 115**

- (Topic 5)

Your architecture calls for the centralized collection of all admin activity and VM system logs within your project.

How should you collect these logs from both VMs and services?

- A. All admin and VM system logs are automatically collected by Stackdriver.
- B. Stackdriver automatically collects admin activity logs for most service
- C. The Stackdriver Logging agent must be installed on each instance to collect system logs.
- D. Launch a custom syslogd compute instance and configure your GCP project and VMs to forward all logs to it.
- E. Install the Stackdriver Logging agent on a single compute instance and let it collect all audit and access logs for your environment.

**Answer:** B

**Explanation:**

<https://cloud.google.com/logging/docs/agent/default-logs>

**NEW QUESTION 119**

- (Topic 5)

You are monitoring Google Kubernetes Engine (GKE) clusters in a Cloud Monitoring workspace. As a Site Reliability Engineer (SRE), you need to triage incidents quickly. What should you do?

- A. Navigate the predefined dashboards in the Cloud Monitoring workspace, and then add metrics and create alert policies.
- B. Navigate the predefined dashboards in the Cloud Monitoring workspace, create custom metrics, and install alerting software on a Compute Engine instance.
- C. Write a shell script that gathers metrics from GKE nodes, publish these metrics to a Pub/Sub topic, export the data to BigQuery, and make a Data Studio dashboard.
- D. Create a custom dashboard in the Cloud Monitoring workspace for each incident, and then add metrics and create alert policies.

**Answer:** A

**Explanation:**

<https://cloud.google.com/stackdriver/docs/solutions/gke/legacy-stackdriver/monitoring>

**NEW QUESTION 123**

- (Topic 5)

You want your Google Kubernetes Engine cluster to automatically add or remove nodes based on CPUload. What should you do?

- A. Configure a HorizontalPodAutoscaler with a target CPU usag
- B. Enable the Cluster Autoscaler from theGCP Console.
- C. Configure a HorizontalPodAutoscaler with a target CPU usag
- D. Enable autoscaling on the managedinstance group for the cluster using the gcloud command.
- E. Create a deployment and set the maxUnavailable and maxSurge propertie
- F. Enable the Cluster Autoscaler using the gcloud command.
- G. Create a deployment and set the maxUnavailable and maxSurge propertie
- H. Enable autoscaling on thecluster managed instance group from the GCP Console.

**Answer:** B

**NEW QUESTION 125**

- (Topic 5)

A production database virtual machine on Google Compute Engine has an ext4-formatted persistent disk for data files The database is about to run out of storage space How can you remediate the problem with the least amount of downtime?

- A. In the Cloud Platform Console, increase the size of the persistent disk and use the resize2fs command in Linux.
- B. Shut down the virtual machine, use the Cloud Platform Console to increase the persistent disk size, then restart the virtual machine.
- C. In the Cloud Platform Console, increase the size of the persistent disk and verify the new space is ready to use with the fdisk command in Linux.
- D. In the Cloud Platform Console, create a new persistent disk attached to the virtual machine, format and mount it, and configure the database service to move the files to the new disk.
- E. In the Cloud Platform Console, create a snapshot of the persistent disk, restore the snapshot to a new larger disk, unmount the old disk, mount the new disk, and restart the database service.

**Answer:** A

**Explanation:**

On Linux instances, connect to your instance and manually resize your partitions and file systems to use the additional disk space that you added.

Extend the file system on the disk or the partition to use the added space. If you grew a partition on your disk, specify the partition. If your disk does not have a partition table, specify only the disk ID.

`sudo resize2fs /dev/[DISK_ID][PARTITION_NUMBER]`

where [DISK\_ID] is the device name and [PARTITION\_NUMBER] is the partition number for the device where you are resizing the file system.

References: <https://cloud.google.com/compute/docs/disks/add-persistent-disk>

**NEW QUESTION 129**

- (Topic 5)

The database administration team has asked you to help them improve the performance of their new database server running on Google Compute Engine. The database is for importing and normalizing their performance statistics and is built with MySQL running on Debian Linux. They have an n1-standard-8 virtual machine with 80 GB of SSD persistent disk. What should they change to get better performance from this system?

- A. Increase the virtual machine's memory to 64 GB.
- B. Create a new virtual machine running PostgreSQL.
- C. Dynamically resize the SSD persistent disk to 500 GB.
- D. Migrate their performance metrics warehouse to BigQuery.
- E. Modify all of their batch jobs to use bulk inserts into the database.

**Answer:** C

**NEW QUESTION 131**

- (Topic 5)

You have an application deployed on Kubernetes Engine using a Deployment named echo- deployment. The deployment is exposed using a Service called echo-service. You need to perform an update to the application with minimal downtime to the application. What should you do?

- A. Use kubectl set image deployment/echo-deployment <new-image>
- B. Use the rolling update functionality of the Instance Group behind the Kubernetes cluster
- C. Update the deployment yaml file with the new container image
- D. Use kubectl delete deployment/echo-deployment and kubectl create -f <yaml-file>
- E. Update the service yaml file with the new container image
- F. Use kubectl delete service/echoservice and kubectl create -f <yaml-file>

**Answer:** A

**Explanation:**

[https://cloud.google.com/kubernetes-engine/docs/how-to/updating-apps#updating\\_an\\_application](https://cloud.google.com/kubernetes-engine/docs/how-to/updating-apps#updating_an_application)

**NEW QUESTION 134**

- (Topic 5)

Your company has a support ticketing solution that uses App Engine Standard. The project that contains the App Engine application already has a Virtual Private Cloud(VPC) network fully connected to the company's on-premises environment through a Cloud VPN tunnel. You want to enable App Engine application to communicate with a database that is running in the company's on-premises environment. What should you do?

- A. Configure private services access
- B. Configure private Google access for on-premises hosts only
- C. Configure serverless VPC access
- D. Configure private Google access

**Answer:** A

**Explanation:**

<https://cloud.google.com/appengine/docs/standard/python3/connecting-vpc> [https://cloud.google.com/appengine/docs/flexible/python/using-third-party-databases#on\\_premises](https://cloud.google.com/appengine/docs/flexible/python/using-third-party-databases#on_premises)

**NEW QUESTION 137**

- (Topic 5)

Your organization has a 3-tier web application deployed in the same network on Google Cloud Platform. Each tier (web, API, and database) scales independently of the others. Network traffic should flow through the web to the API tier and then on to the database tier. Traffic should not flow between the web and the database tier. How should you configure the network?

- A. Add each tier to a different subnetwork.
- B. Set up software based firewalls on individual VMs.
- C. Add tags to each tier and set up routes to allow the desired traffic flow.
- D. Add tags to each tier and set up firewall rules to allow the desired traffic flow.

**Answer:** D

**Explanation:**

<https://aws.amazon.com/blogs/aws/building-three-tier-architectures-with-security-groups/>

Google Cloud Platform(GCP) enforces firewall rules through rules and tags. GCP rules and tags can be defined once and used across all regions.

References: <https://cloud.google.com/docs/compare/openstack/> <https://aws.amazon.com/it/blogs/aws/building-three-tier-architectures-with-security-groups/>

**NEW QUESTION 141**

- (Topic 5)

You are developing an application using different microservices that should remain internal to the cluster. You want to be able to configure each microservice with a specific number of replicas. You also want to be able to address a specific microservice from any other microservice in a uniform way, regardless of the number of replicas the microservice scales to. You need to implement this solution on Google Kubernetes Engine. What should you do?

- A. Deploy each microservice as a Deployment
- B. Expose the Deployment in the cluster using a Service, and use the Service DNS name to address it from other microservices within the cluster.
- C. Deploy each microservice as a Deployment
- D. Expose the Deployment in the cluster using an Ingress, and use the Ingress IP address to address the Deployment from other microservices within the cluster.
- E. Deploy each microservice as a Pod

- F. Expose the Pod in the cluster using a Service, and use the Service DNS name to address the microservice from other microservices within the cluster.
- G. Deploy each microservice as a Po
- H. Expose the Pod in the cluster using an Ingress, and use the Ingress IP address name to address the Pod from other microservices within the cluster.

**Answer:** A

**Explanation:**

<https://kubernetes.io/docs/concepts/services-networking/ingress/>

**NEW QUESTION 143**

- (Topic 6)

For this question, refer to the Dress4Win case study. Dress4Win is expected to grow to 10 times its size in 1 year with a corresponding growth in data and traffic that mirrors the existing patterns of usage. The CIO has set the target of migrating production infrastructure to the cloud within the next 6 months. How will you configure the solution to scale for this growth without making major application changes and still maximize the ROI?

- A. Migrate the web application layer to App Engine, and MySQL to Cloud Datastore, and NAS to Cloud Storage
- B. Deploy RabbitMQ, and deploy Hadoop servers using Deployment Manager.
- C. Migrate RabbitMQ to Cloud Pub/Sub, Hadoop to BigQuery, and NAS to Compute Engine with Persistent Disk storage
- D. Deploy Tomcat, and deploy Nginx using Deployment Manager.
- E. Implement managed instance groups for Tomcat and Ngin
- F. Migrate MySQL to Cloud SQL, RabbitMQ to Cloud Pub/Sub, Hadoop to Cloud Dataproc, and NAS to Compute Engine with Persistent Disk storage.
- G. Implement managed instance groups for the Tomcat and Ngin
- H. Migrate MySQL to Cloud SQL, RabbitMQ to Cloud Pub/Sub, Hadoop to Cloud Dataproc, and NAS to Cloud Storage.

**Answer:** D

**NEW QUESTION 147**

- (Topic 7)

For this question, refer to the TerramEarth case study. TerramEarth has decided to store data files in Cloud Storage. You need to configure Cloud Storage lifecycle rule to store 1 year of data and minimize file storage cost.

Which two actions should you take?

- A. Create a Cloud Storage lifecycle rule with Age: "30", Storage Class: "Standard", and Action: "Set to Coldline", and create a second GCS life-cycle rule with Age: "365", Storage Class: "Coldline", and Action: "Delete".
- B. Create a Cloud Storage lifecycle rule with Age: "30", Storage Class: "Coldline", and Action: "Set to Nearline", and create a second GCS life-cycle rule with Age: "91", Storage Class: "Coldline", and Action: "Set to Nearline".
- C. Create a Cloud Storage lifecycle rule with Age: "90", Storage Class: "Standard", and Action: "Set to Nearline", and create a second GCS life-cycle rule with Age: "91", Storage Class: "Nearline", and Action: "Set to Coldline".
- D. Create a Cloud Storage lifecycle rule with Age: "30", Storage Class: "Standard", and Action: "Set to Coldline", and create a second GCS life-cycle rule with Age: "365", Storage Class: "Nearline", and Action: "Delete".

**Answer:** A

**NEW QUESTION 148**

- (Topic 7)

You have broken down a legacy monolithic application into a few containerized RESTful microservices. You want to run those microservices on Cloud Run. You also want to make sure the services are highly available with low latency to your customers. What should you do?

- A. Deploy Cloud Run services to multiple availability zone
- B. Create Cloud Endpoints that point to the service
- C. Create a global HTTP(S) Load Balancing instance and attach the Cloud Endpoints to its backend.
- D. Deploy Cloud Run services to multiple regions Create serverless network endpoint groups pointing to the service
- E. Add the serverless NE Gs to a backend service that is used by a global HTTP(S) Load Balancing instance.
- F. Cloud Run services to multiple region
- G. In Cloud DNS, create a latency-based DNS name that points to the services.
- H. Deploy Cloud Run services to multiple availability zone
- I. Create a TCP/IP global load balance
- J. Add the Cloud Run Endpoints to its backend service.

**Answer:** B

**Explanation:**

<https://cloud.google.com/run/docs/multiple-regions>

**NEW QUESTION 153**

- (Topic 7)

For this question, refer to the TerramEarth case study.

You start to build a new application that uses a few Cloud Functions for the backend. One use case requires a Cloud Function func\_display to invoke another Cloud Function func\_query. You want func\_query only to accept invocations from func\_display. You also want to follow Google's recommended best practices. What should you do?

- A. Create a token and pass it in as an environment variable to func\_display
- B. When invoking func\_query, include the token in the request Pass the same token to func\_query and reject the invocation if the tokens are different.
- C. Make func\_query 'Require authentication.' Create a unique service account and associate it to func\_display
- D. Grant the service account invoker role for func\_query
- E. Create an id token in func\_display and include the token to the request when invoking func\_query.
- F. Make func\_query 'Require authentication' and only accept internal traffic
- G. Create those two functions in the same VPC
- H. Create an ingress firewall rule for func\_query to only allow traffic from func\_display.



- I. Create those two functions in the same project and VP
- J. Make func\_query only accept internal traffi
- K. Create an ingress firewall for func\_query to only allow traffic from func\_displa
- L. Also, make sure both functions use the same service account.

**Answer:** B

**Explanation:**

[https://cloud.google.com/functions/docs/securing/authenticating#authenticating\\_function\\_to\\_function\\_calls](https://cloud.google.com/functions/docs/securing/authenticating#authenticating_function_to_function_calls)

#### NEW QUESTION 158

- (Topic 7)

For this question, refer to the TerramEarth case study. A new architecture that writes all incoming data to BigQuery has been introduced. You notice that the data is dirty, and want to ensure data quality on an automated daily basis while managing cost. What should you do?

- A. Set up a streaming Cloud Dataflow job, receiving data by the ingestion proces
- B. Clean the data in a Cloud Dataflow pipeline.
- C. Create a Cloud Function that reads data from BigQuery and cleans i
- D. Trigger i
- E. Trigger the Cloud Function from a Compute Engine instance.
- F. Create a SQL statement on the data in BigQuery, and save it as a vie
- G. Run the view daily, and save the result to a new table.
- H. Use Cloud Dataprep and configure the BigQuery tables as the sourc
- I. Schedule a daily job to clean the data.

**Answer:** A

#### NEW QUESTION 163

- (Topic 8)

For this question, refer to the Mountkirk Games case study. Mountkirk Games wants to migrate from their current analytics and statistics reporting model to one that meets their technical requirements on Google Cloud Platform.

Which two steps should be part of their migration plan? (Choose two.)

- A. Evaluate the impact of migrating their current batch ETL code to Cloud Dataflow.
- B. Write a schema migration plan to denormalize data for better performance in BigQuery.
- C. Draw an architecture diagram that shows how to move from a single MySQL database to a MySQL cluster.
- D. Load 10 TB of analytics data from a previous game into a Cloud SQL instance, and run test queries against the full dataset to confirm that they complete successfully.
- E. Integrate Cloud Armor to defend against possible SQL injection attacks in analytics files uploaded to Cloud Storage.

**Answer:** AB

**Explanation:**

[https://cloud.google.com/bigquery/docs/loading-data#loading\\_denormalized\\_nested\\_and\\_repeated\\_data](https://cloud.google.com/bigquery/docs/loading-data#loading_denormalized_nested_and_repeated_data)

#### NEW QUESTION 166

- (Topic 8)

Mountkirk Games wants you to secure the connectivity from the new gaming application platform to Google Cloud. You want to streamline the process and follow Google-recommended practices. What should you do?

- A. Configure Workload Identity and service accounts to be used by the application platform.
- B. Use Kubernetes Secrets, which are obfuscated by default
- C. Configure these Secrets to be used by theapplication platform.
- D. Configure Kubernetes Secrets to store the secret, enable Application-Layer Secrets Encryption, and useCloud Key Management Service (Cloud KMS) to manage the encryption key
- E. Configure these Secrets tobe used by the application platform.
- F. Configure HashiCorp Vault on Compute Engine, and use customer managed encryption keys and CloudKey Management Service (Cloud KMS) to manage the encryption key
- G. Configure these Secrets to be usedby the application platform.

**Answer:** A

#### NEW QUESTION 169

- (Topic 8)

For this question, refer to the Mountkirk Games case study. You are in charge of the new Game Backend Platform architecture. The game communicates with the backend over a REST API.

You want to follow Google-recommended practices. How should you design the backend?

- A. Create an instance template for the backen
- B. For every region, deploy it on a multi-zone managed instance grou
- C. Use an L4 load balancer.
- D. Create an instance template for the backen
- E. For every region, deploy it on a single- zone managed instance grou
- F. Use an L4 load balancer.
- G. Create an instance template for the backen
- H. For every region, deploy it on a multi-zone managed instance grou
- I. Use an L7 load balancer.
- J. Create an instance template for the backen



- K. For every region, deploy it on a single- zone managed instance grou
- L. Use an L7 load balancer.

**Answer:** C

**Explanation:**

[https://cloud.google.com/solutions/gaming/cloud-game-infrastructure#dedicated\\_game\\_server](https://cloud.google.com/solutions/gaming/cloud-game-infrastructure#dedicated_game_server)

**NEW QUESTION 174**

- (Topic 8)

You need to implement a network ingress for a new game that meets the defined business and technical requirements. Mountkirk Games wants each regional game instance to be located in multiple Google Cloud regions. What should you do?

- A. Configure a global load balancer connected to a managed instance group running Compute Engine instances.
- B. Configure kubemci with a global load balancer and Google Kubernetes Engine.
- C. Configure a global load balancer with Google Kubernetes Engine.
- D. Configure Ingress for Anthos with a global load balancer and Google Kubernetes Engine.

**Answer:** A

**NEW QUESTION 178**

- (Topic 9)

For this question, refer to the Helicopter Racing League (HRL) case study. HRL wants better prediction accuracy from their ML prediction models. They want you to use Google's AI Platform so HRL can understand and interpret the predictions. What should you do?

- A. Use Explainable AI.
- B. Use Vision AI.
- C. Use Google Cloud's operations suite.
- D. Use Jupyter Notebooks.

**Answer:** A

**Explanation:**

Reference: <https://cloud.google.com/ai-platform/prediction/docs/ai-explanations/preparing-metadata>

**NEW QUESTION 179**

- (Topic 10)

For this question, refer to the EHR Healthcare case study. In the past, configuration errors put public IP addresses on backend servers that should not have been accessible from the Internet. You need to ensure that no one can put external IP addresses on backend Compute Engine instances and that external IP addresses can only be configured on frontend Compute Engine instances. What should you do?

- A. Create an Organizational Policy with a constraint to allow external IP addresses only on the frontend Compute Engine instances.
- B. Revoke the compute.networkAdmin role from all users in the project with front end instances.
- C. Create an Identity and Access Management (IAM) policy that maps the IT staff to the compute.networkAdmin role for the organization.
- D. Create a custom Identity and Access Management (IAM) role named GCE\_FRONTEND with the compute.addresses.create permission.

**Answer:** A

**Explanation:**

<https://cloud.google.com/compute/docs/ip-addresses/reserve-static-external-ip-address#disableexternalip>

**NEW QUESTION 183**

- (Topic 10)

For this question, refer to the EHR Healthcare case study. You need to define the technical architecture for securely deploying workloads to Google Cloud. You also need to ensure that only verified containers are deployed using Google Cloud services. What should you do? (Choose two.)

- A. Enable Binary Authorization on GKE, and sign containers as part of a CI/CD pipeline.
- B. Configure Jenkins to utilize Kritis to cryptographically sign a container as part of a CI/CD pipeline.
- C. Configure Container Registry to only allow trusted service accounts to create and deploy containers from the registry.
- D. Configure Container Registry to use vulnerability scanning to confirm that there are no vulnerabilities before deploying the workload.

**Answer:** A

**Explanation:**

Binary Authorization to ensure only verified containers are deployed To ensure deployment are secure and and consistent, automatically scan images for vulnerabilities with container analysis ([https://cloud.google.com/docs/ci-cd/overview?hl=en&skip\\_cache=true](https://cloud.google.com/docs/ci-cd/overview?hl=en&skip_cache=true))

**NEW QUESTION 186**

.....

## Thank You for Trying Our Product

\* 100% Pass or Money Back

All our products come with a 90-day Money Back Guarantee.

\* One year free update

You can enjoy free update one year. 24x7 online support.

\* Trusted by Millions

We currently serve more than 30,000,000 customers.

\* Shop Securely

All transactions are protected by VeriSign!

**100% Pass Your Professional-Cloud-Architect Exam with Our Prep Materials Via below:**

<https://www.certleader.com/Professional-Cloud-Architect-dumps.html>