

## Exam Questions 300-715

Implementing and Configuring Cisco Identity Services Engine (SISE)

<https://www.2passeasy.com/dumps/300-715/>



#### NEW QUESTION 1

A company is attempting to improve their BYOD policies and restrict access based on certain criteria. The company's subnets are organized by building. Which attribute should be used in order to gain access based on location?

- A. static group assignment
- B. IP address
- C. device registration status
- D. MAC address

**Answer:** A

#### Explanation:

[https://www.cisco.com/c/en/us/td/docs/security/ise/2-1/admin\\_guide/b\\_ise\\_admin\\_guide\\_21/b\\_ise\\_admin\\_](https://www.cisco.com/c/en/us/td/docs/security/ise/2-1/admin_guide/b_ise_admin_guide_21/b_ise_admin_)

#### NEW QUESTION 2

An administrator is configuring RADIUS on a Cisco switch with a key set to Cisc403012128 but is receiving the error “Authentication failed: 22040 Wrong password or invalid shared secret. “what must be done to address this issue?

- A. Add the network device as a NAD inside Cisco ISE using the existing key.
- B. Configure the key on the Cisco ISE instead of the Cisco switch.
- C. Use a key that is between eight and ten characters.
- D. Validate that the key is correct on both the Cisco switch as well as Cisco ISE.

**Answer:** D

#### NEW QUESTION 3

Which term refers to an endpoint agent that tries to join an 802 1X-enabled network?

- A. EAP server
- B. supplicant
- C. client
- D. authenticator

**Answer:** B

#### Explanation:

[https://www.oreilly.com/library/view/cisco-ise-for/9780133103632/ch16.html#:~:text=What%20is%20a%&text=The%20802.1X%20transactions%20are,Identity%20Services%20Engine%20\(ISE\).](https://www.oreilly.com/library/view/cisco-ise-for/9780133103632/ch16.html#:~:text=What%20is%20a%&text=The%20802.1X%20transactions%20are,Identity%20Services%20Engine%20(ISE).)

#### NEW QUESTION 4

An engineer is designing a new distributed deployment for Cisco ISE in the network and is considering failover options for the admin nodes. There is a need to ensure that an admin node is available for configuration of policies at all times. What is the requirement to enable this feature?

- A. one primary admin and one secondary admin node in the deployment
- B. one policy services node and one secondary admin node
- C. one policy services node and one monitoring and troubleshooting node
- D. one primary admin node and one monitoring and troubleshooting node

**Answer:** A

#### NEW QUESTION 5

An engineer needs to configure Cisco ISE Profiling Services to authorize network access for IP speakers that require access to the intercom system. This traffic needs to be identified if the ToS bit is set to 5 and the destination IP address is the intercom system. What must be configured to accomplish this goal?

- A. NMAP
- B. NETFLOW
- C. pxGrid
- D. RADIUS

**Answer:** B

#### NEW QUESTION 6

In a Cisco ISE split deployment model, which load is split between the nodes?

- A. AAA
- B. network admission
- C. log collection
- D. device admission

**Answer:** A

#### Explanation:

[https://www.cisco.com/c/en/us/td/docs/security/ise/2-6/install\\_guide/b\\_ise\\_InstallationGuide26.pdf](https://www.cisco.com/c/en/us/td/docs/security/ise/2-6/install_guide/b_ise_InstallationGuide26.pdf)

#### NEW QUESTION 7

An administrator is configuring a new profiling policy within Cisco ISE. The organization has several endpoints that are the same device type and all have the same Block ID in their MAC address. The profiler does not currently have a profiling policy created to categorize these endpoints. Therefore, a custom profiling policy must be created. Which condition must the administrator use in order to properly profile an ACME AI Connector endpoint for network access with MAC address <MAC ADDRESS>?

- A. MAC\_OUI\_STARTSWITH\_<MACADDRESS>
- B. CDP\_cdpCacheDeviceID\_CONTAINS\_<MACADDRESS>
- C. MAC\_MACAddress\_CONTAINS\_<MACADDRESS>
- D. Radius Called-Station-ID STARTSWITH <MACADDRESS>

**Answer:** D

#### NEW QUESTION 8

What is a requirement for Feed Service to work?

- A. TCP port 3080 must be opened between Cisco ISE and the feed server.
- B. Cisco ISE has a base license.
- C. Cisco ISE has access to an internal server to download feed update.
- D. Cisco ISE has Internet access to download feed update.

**Answer:** C

#### NEW QUESTION 9

An administrator is troubleshooting an endpoint that is supposed to bypass 802.1X and use MAB. The endpoint is bypassing 802.1X and successfully getting network access using MAB. However, the endpoint cannot communicate because it cannot obtain an IP address. What is the problem?

- A. The DHCP probe for Cisco ISE is not working as expected.
- B. The 802.1X timeout period is too long.
- C. The endpoint is using the wrong protocol to authenticate with Cisco ISE.
- D. An ACL on the port is blocking HTTP traffic.

**Answer:** B

#### NEW QUESTION 10

An organization wants to split their Cisco ISE deployment to separate the device administration functionalities from the management deployment. For this to work, the administrator must deregister any nodes that will become a part of the new deployment, but the button for this option is grayed out. Which configuration is causing this behavior?

- A. One of the nodes is an active PSN.
- B. One of the nodes is the Primary PAN.
- C. All of the nodes participate in the PAN auto failover.
- D. All of the nodes are actively being synched.

**Answer:** B

#### Explanation:

[https://www.cisco.com/c/en/us/td/docs/security/ise/2-7/admin\\_guide/b\\_ise\\_27\\_admin\\_guide/b\\_ise\\_admin\\_27\\_](https://www.cisco.com/c/en/us/td/docs/security/ise/2-7/admin_guide/b_ise_27_admin_guide/b_ise_admin_27_)

#### NEW QUESTION 10

When creating a policy within Cisco ISE for network access control, the administrator wants to allow different access restrictions based upon the wireless SSID to which the device is connecting. Which policy condition must be used in order to accomplish this?

- A. Network Access NetworkDeviceName CONTAINS <SSID Name>
- B. DEVICE Device Type CONTAINS <SSID Name>
- C. Radius Called-Station-ID CONTAINS <SSID Name>
- D. Airespace Airespace-Wlan-Id CONTAINS <SSID Name>

**Answer:** C

#### Explanation:

[https://www.cisco.com/c/en/us/support/docs/security/identity-services-engine/115734-ise-policies-ssid-00.h](https://www.cisco.com/c/en/us/support/docs/security/identity-services-engine/115734-ise-policies-ssid-00.html)

#### NEW QUESTION 13

What is the deployment mode when two Cisco ISE nodes are configured in an environment?

- A. distributed
- B. active
- C. standalone
- D. standard

**Answer:** A

#### NEW QUESTION 14

Which Cisco ISE service allows an engineer to check the compliance of endpoints before connecting to the network?

- A. personas
- B. qualys
- C. nexpose
- D. posture

**Answer:** D

**Explanation:**

[https://www.cisco.com/c/en/us/td/docs/security/ise/2-1/admin\\_guide/b\\_ise\\_admin\\_guide\\_21/b\\_ise\\_admin\\_guide](https://www.cisco.com/c/en/us/td/docs/security/ise/2-1/admin_guide/b_ise_admin_guide_21/b_ise_admin_guide) Posture is a service in Cisco Identity Services Engine (Cisco ISE) that allows you to check the state, also known as posture, of all the endpoints that are connecting to a network for compliance with corporate security policies. This allows you to control clients to access protected areas of a network.

**NEW QUESTION 15**

Which Cisco ISE deployment model is recommended for an enterprise that has over 50,000 concurrent active endpoints?

- A. large deployment with fully distributed nodes running all personas
- B. medium deployment with primary and secondary PAN/MnT/pxGrid nodes with shared PSNs
- C. medium deployment with primary and secondary PAN/MnT/pxGrid nodes with dedicated PSNs
- D. small deployment with one primary and one secondary node running all personas

**Answer:** C

**NEW QUESTION 20**

What is a difference between RADIUS and TACACS+?

- A. RADIUS uses connection-oriented transport, and TACACS+ uses best-effort delivery.
- B. RADIUS offers multiprotocol support, and TACACS+ supports only IP traffic.
- C. RADIUS combines authentication and authorization functions, and TACACS+ separates them.
- D. RADIUS supports command accounting, and TACACS+ does not.

**Answer:** C

**NEW QUESTION 22**

Users in an organization report issues about having to remember multiple usernames and passwords. The network administrator wants the existing Cisco ISE deployment to utilize an external identity source to alleviate this issue. Which two requirements must be met to implement this change? (Choose two.)

- A. Enable IPC access over port 80.
- B. Ensure that the NAT address is properly configured
- C. Establish access to one Global Catalog server.
- D. Provide domain administrator access to Active Directory.
- E. Configure a secure LDAP connection.

**Answer:** CD

**NEW QUESTION 25**

What does the dot1x system-auth-control command do?

- A. causes a network access switch not to track 802.1x sessions
- B. globally enables 802.1x
- C. enables 802.1x on a network access device interface
- D. causes a network access switch to track 802.1x sessions

**Answer:** B

**Explanation:**

<https://www.cisco.com/c/en/us/td/docs/switches/lan/catalyst4500/XE3-8-0E/15-24E/configuration/guide/xe-380>

**NEW QUESTION 27**

An administrator is configuring sponsored guest access using Cisco ISE Access must be restricted to the sponsor portal to ensure that only necessary employees can issue sponsored accounts and employees must be classified to do so What must be done to accomplish this task?

- A. Configure an identity-based access list in Cisco ISE to restrict the users allowed to login
- B. Edit the sponsor portal to only accept members from the selected groups
- C. Modify the sponsor groups assigned to reflect the desired user groups
- D. Create an authorization rule using the Guest Flow condition to authorize the administrators

**Answer:** C

**NEW QUESTION 32**

An administrator is configuring a Cisco ISE posture agent in the client provisioning policy and needs to ensure that the posture policies that interact with clients are monitored, and end users are required to comply with network usage rules Which two resources must be added in Cisco ISE to accomplish this goal? (Choose two)

- A. AnyConnect
- B. Supplicant
- C. Cisco ISE NAC

- D. PEAP
- E. Posture Agent

**Answer:** AE

**Explanation:**

[https://www.cisco.com/c/en/us/td/docs/security/vpn\\_client/anyconnect/anyconnect40/administration/guide/b\\_An](https://www.cisco.com/c/en/us/td/docs/security/vpn_client/anyconnect/anyconnect40/administration/guide/b_An)  
[https://www.cisco.com/c/en/us/td/docs/security/ise/2-4/admin\\_guide/b\\_ISE\\_admin\\_guide\\_24/m\\_configure\\_clie](https://www.cisco.com/c/en/us/td/docs/security/ise/2-4/admin_guide/b_ISE_admin_guide_24/m_configure_clie)

**NEW QUESTION 35**

Which Cisco ISE solution ensures endpoints have the latest version of antivirus updates installed before being allowed access to the corporate network?

- A. Threat Services
- B. Profiling Services
- C. Provisioning Services
- D. Posture Services

**Answer:** D

**NEW QUESTION 37**

Which permission is common to the Active Directory Join and Leave operations?

- A. Create a Cisco ISE machine account in the domain if the machine account does not already exist
- B. Remove the Cisco ISE machine account from the domain.
- C. Set attributes on the Cisco ISE machine account
- D. Search Active Directory to see if a Cisco ISE machine account already exists.

**Answer:** D

**Explanation:**

[https://www.cisco.com/c/en/us/td/docs/security/ise/2-0/ise\\_active\\_directory\\_integration/b\\_ISE\\_AD\\_integration\\_](https://www.cisco.com/c/en/us/td/docs/security/ise/2-0/ise_active_directory_integration/b_ISE_AD_integration_)

**NEW QUESTION 39**

Which two values are compared by the binary comparison (function) in authentication that is based on Active Directory?

- A. subject alternative name and the common name
- B. MS-CHAPv2 provided machine credentials and credentials stored in Active Directory
- C. user-presented password hash and a hash stored in Active Directory
- D. user-presented certificate and a certificate stored in Active Directory

**Answer:** A

**Explanation:**

Basic certificate checking does not require an identity source. If you want binary comparison checking for the certificates, you must select an identity source. If you select Active Directory as an identity source, subject and common name and subject alternative name (all values) can be used to look up a user.  
[https://www.cisco.com/c/en/us/td/docs/security/ise/1-3/admin\\_guide/b\\_ise\\_admin\\_guide\\_13/b\\_ise\\_admin\\_guide\\_sample\\_chapter\\_01110.html](https://www.cisco.com/c/en/us/td/docs/security/ise/1-3/admin_guide/b_ise_admin_guide_13/b_ise_admin_guide_sample_chapter_01110.html)

**NEW QUESTION 41**

An administrator is adding network devices for a new medical building into Cisco ISE. These devices must be in a network device group that is identifying them as "Medical Switch" so that the policies can be made separately for the endpoints connecting through them. Which configuration item must be changed in the network device within Cisco ISE to accomplish this goal?

- A. Change the device type to Medical Switch.
- B. Change the device profile to Medical Switch.
- C. Change the model name to Medical Switch.
- D. Change the device location to Medical Switch.

**Answer:** A

**NEW QUESTION 44**

An engineer needs to export a file in CSV format, encrypted with the password C1\$c0438563935, and contains users currently configured in Cisco ISE. Drag and drop the steps from the left into the sequence on the right to complete this task.

Click Export Selected, click Key, and enter the password.	1
Click Administration, and then click Identity Management.	2
Click Start Export, and then click OK.	3
Click Identities, click Users, and then select the list of users.	4

- A. Mastered
- B. Not Mastered

**Answer:** A

**Explanation:**

Graphical user interface, text, application Description automatically generated

**NEW QUESTION 46**

A network engineer must enforce access control using special tags, without re-engineering the network design. Which feature should be configured to achieve this in a scalable manner?

- A. SGT
- B. dACL
- C. VLAN
- D. RBAC

**Answer:** A

**NEW QUESTION 47**

Refer to the exhibit.

```
Switch(config)# aaa new-model
Switch(config)# aaa authentication dot1x default group radius
Switch(config)# aaa authorization network default group radius
```

A network engineers configuring the switch to accept downloadable ACLs from a Cisco ISC server Which two commands should be run to complete the configuration? (Choose two)

- A. aaa authorization auth-proxy default group radius
- B. radius server vsa send authentication
- C. radius-server attribute 8 include-in-access-req
- D. ip device tracking
- E. dot1x system-auth-control

**Answer:** BC

**NEW QUESTION 50**

A network administrator is configuring a secondary cisco ISE node from the backup configuration of the primary cisco ISE node to create a high availability pair The Cisco ISE CA certificates and keys must be manually backed up from the primary Cisco ISE and copied into the secondary Cisco ISE Which command must be issued for this to work?

- A. copy certificate Ise
- B. application configure Ise
- C. certificate configure Ise
- D. Import certificate Ise

**Answer:** B

**Explanation:**

<https://community.cisco.com/t5/network-access-control/ise-certificate-import-export/m-p/3847746>

**NEW QUESTION 53**

Which RADIUS attribute is used to dynamically assign the inactivity active timer for MAB users from the Cisco ISE node'?

- A. radius-server timeout
- B. session-timeout
- C. idle-timeout
- D. termination-action

**Answer:** C

**NEW QUESTION 57**

Refer to the exhibit:

```
Interface: GigabitEthernet2/0/36
MAC Address: 000e.84af.59af
Status: Authz Success
Domain: DATA
Oper host mode: single-host
Authorized By: Authentication Server
Vlan Policy: 10
Handle: 0xE0000000
Runnable methods list:
Method State
dot1x Authc Success
```

Which command is typed within the CU of a switch to view the troubleshooting output?

- A. show authentication sessions mac 000e.84af.59af details
- B. show authentication registrations
- C. show authentication interface gigabitethemet2/0/36
- D. show authentication sessions method

**Answer:** A

#### NEW QUESTION 58

An engineer is enabling a newly configured wireless SSID for tablets and needs visibility into which other types of devices are connecting to it. What must be done on the Cisco WLC to provide this information to Cisco ISE9

- A. enable IP Device Tracking
- B. enable MAC filtering
- C. enable Fast Transition
- D. enable mDNS snooping

**Answer:** B

#### NEW QUESTION 63

A laptop was stolen and a network engineer added it to the block list endpoint identity group What must be done on a new Cisco ISE deployment to redirect the laptop and restrict access?

- A. Select DenyAccess within the authorization policy.
- B. Ensure that access to port 8443 is allowed within the ACL.
- C. Ensure that access to port 8444 is allowed within the ACL.
- D. Select DROP under If Auth fail within the authentication policy.

**Answer:** C

#### Explanation:

[https://www.cisco.com/c/en/us/td/docs/security/ise/1-3/admin\\_guide/b\\_ise\\_admin\\_guide\\_13/b\\_ise\\_admin\\_guide](https://www.cisco.com/c/en/us/td/docs/security/ise/1-3/admin_guide/b_ise_admin_guide_13/b_ise_admin_guide)

#### NEW QUESTION 68

What is a valid guest portal type?

- A. Sponsored-Guest
- B. My Devices
- C. Sponsor
- D. Captive-Guest

**Answer:** A

#### NEW QUESTION 69

An engineer is configuring Cisco ISE policies to support MAB for devices that do not have 802.1X capabilities. The engineer is configuring new endpoint identity groups as conditions to be used in the AuthZ policies, but noticed that the endpoints are not hitting the correct policies. What must be done in order to get the devices into the right policies?

- A. Manually add the MAC addresses of the devices to endpoint ID groups in the context visibility database.
- B. Create an AuthZ policy to identify Unknown devices and provide partial network access prior to profiling.
- C. Add an identity policy to dynamically add the IP address of the devices to their endpoint identity groups.
- D. Identify the non 802.1X supported device types and create custom profiles for them to profile into.

**Answer:** D

#### NEW QUESTION 74

An engineer needs to configure a new certificate template in the Cisco ISE Internal Certificate Authority to prevent BYOD devices from needing to re-enroll when their MAC address changes. Which option must be selected in the Subject Alternative Name field?

- A. Common Name and GUID
- B. MAC Address and GUID
- C. Distinguished Name

D. Common Name

**Answer:** B

**Explanation:**

The engineer needs to select the option of MAC Address and GUID in the Subject Alternative Name field when configuring a new certificate template in the Cisco ISE Internal Certificate Authority to prevent BYOD devices from needing to re-enroll when their MAC address changes.

**NEW QUESTION 77**

An engineer tests Cisco ISE posture services on the network and must configure the compliance module to automatically download and install on endpoints Which action accomplishes this task for VPN users?

- A. Create a Cisco AnyConnect configuration and Client Provisioning policy within Cisco ISE.
- B. Configure the compliance module to be downloaded from within the posture policy.
- C. Push the compliance module from Cisco FTD prior to attempting posture.
- D. Use a compound posture condition to check for the compliance module and download if needed.

**Answer:** A

**NEW QUESTION 79**

Which two features must be used on Cisco ISE to enable the TACACS. feature? (Choose two)

- A. Device Administration License
- B. Server Sequence
- C. Command Sets
- D. Enable Device Admin Service
- E. External TACACS Servers

**Answer:** AD

**NEW QUESTION 82**

An administrator made changes in Cisco ISE and needs to apply new permissions for endpoints that have already been authenticated by sending a CoA packet to the network devices. Which IOS command must be configured on the devices to accomplish this goal?

- A. aaa server radius dynamic-author
- B. authentication command bounce-port
- C. authentication command disable-port
- D. aaa nas port extended

**Answer:** A

**NEW QUESTION 87**

Which two default guest portals are available with Cisco ISE? (Choose two.)

- A. visitor
- B. WIFI-access
- C. self-registered
- D. central web authentication
- E. sponsored

**Answer:** CE

**NEW QUESTION 92**

A network administrator is configuring client provisioning resource policies for client machines and must ensure that an agent pop-up is presented to the client when attempting to connect to the network Which configuration item needs to be added to allow for this'?

- A. the client provisioning URL in the authorization policy
- B. a temporal agent that gets installed onto the system
- C. a remote posture agent proxying the network connection
- D. an API connection back to the client

**Answer:** C

**NEW QUESTION 95**

An engineer is configuring a guest password policy and needs to ensure that the password complexity requirements are set to mitigate brute force attacks. Which two requirement complete this policy? (Choose two)

- A. minimum password length
- B. active username limit
- C. access code control
- D. gpassword expiration period
- E. username expiration date

**Answer:** AD

#### NEW QUESTION 97

Drag and drop the configuration steps from the left into the sequence on the right to install two Cisco ISE nodes in a distributed deployment.

Register the secondary node.	1
Define personas for the secondary node.	2
Enable Administration and Monitoring personas on the first node.	3
Configure the first node as the primary node.	4

- A. Mastered
- B. Not Mastered

**Answer:** A

#### Explanation:

Graphical user interface, text, application, email Description automatically generated

#### NEW QUESTION 99

An organization is implementing Cisco ISE posture services and must ensure that a host-based firewall is in place on every Windows and Mac computer that attempts to access the network. They have multiple vendors' firewall applications for their devices, so the engineers creating the policies are unable to use a specific application check in order to validate the posture for this. What should be done to enable this type of posture check?

- A. Use the file registry condition to ensure that the firewall is installed and running appropriately.
- B. Use a compound condition to look for the Windows or Mac native firewall applications.
- C. Enable the default firewall condition to check for any vendor firewall application.
- D. Enable the default application condition to identify the applications installed and validate the firewall app.

**Answer:** C

#### Explanation:

[https://www.youtube.com/watch?v=6Kj8P8Hn7dY&t=109s&ab\\_channel=CiscoISE-IdentityServicesEngine](https://www.youtube.com/watch?v=6Kj8P8Hn7dY&t=109s&ab_channel=CiscoISE-IdentityServicesEngine)

#### NEW QUESTION 104

An engineer is configuring static SGT classification. Which configuration should be used when authentication is disabled and third-party switches are in use?

- A. VLAN to SGT mapping
- B. IP Address to SGT mapping
- C. L3IF to SGT mapping
- D. Subnet to SGT mapping

**Answer:** B

#### Explanation:

<https://community.cisco.com/t5/security-knowledge-base/segmentation-strategy/ta-p/3757424>: "The method of sending out IP to SGT mappings from ISE is particularly useful if the access switch does not support TrustSec"

#### NEW QUESTION 106

Which portal is used to customize the settings for a user to log in and download the compliance module?

- A. Client Profiling
- B. Client Endpoint
- C. Client Provisioning
- D. Client Guest

**Answer:** C

#### NEW QUESTION 111

Refer to the exhibit. An engineer is creating a new TACACS\* command set and cannot use any show commands after logging into the device with this command set authorization. Which configuration is causing this issue?

- A. Question marks are not allowed as wildcards for command sets.
- B. The command set is allowing all commands that are not in the command list.
- C. The wildcard command listed is in the wrong format.
- D. The command set is working like an ACL and denying every command.

**Answer:** A

#### NEW QUESTION 112

What are two benefits of TACACS+ versus RADIUS for device administration? (Choose two )

- A. TACACS+ supports 802.1X, and RADIUS supports MAB
- B. TACACS+ uses UDP, and RADIUS uses TCP
- C. TACACS+ has command authorization, and RADIUS does not.
- D. TACACS+ provides the service type, and RADIUS does not
- E. TACACS+ encrypts the whole payload, and RADIUS encrypts only the password.

**Answer:** CE

#### NEW QUESTION 115

Which interface-level command is needed to turn on 802 1X authentication?

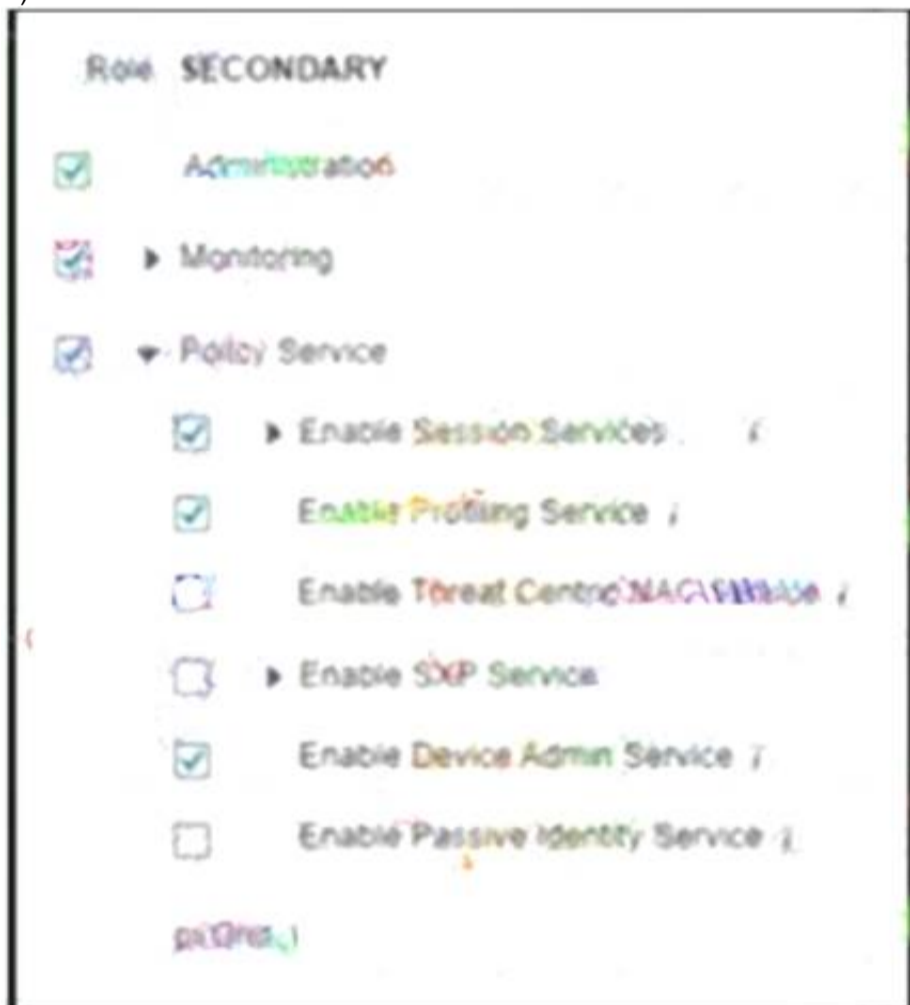
- A. Doi1x pae authenticator
- B. dot1x system-auth-control
- C. authentication host-mode single-host
- D. aaa server radius dynamic-author

**Answer:** A

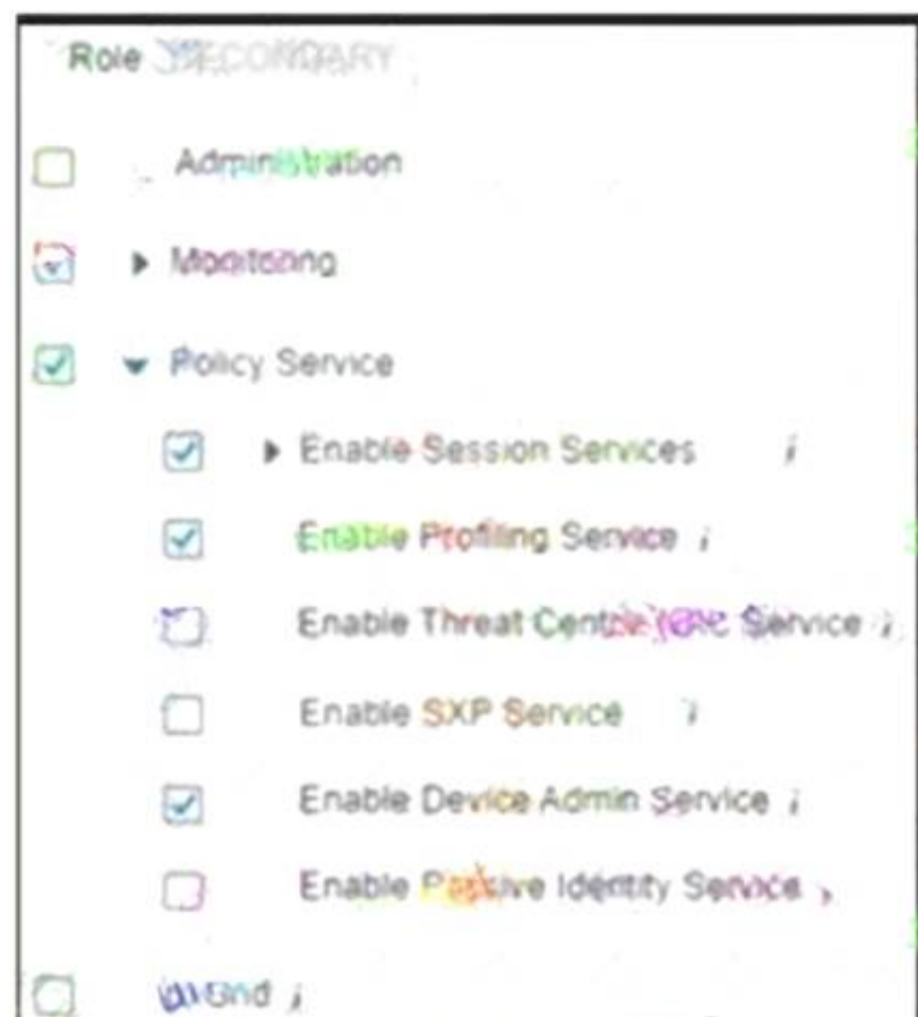
#### NEW QUESTION 119

An engineer builds a five-node distributed Cisco ISE deployment The first two deployed nodes are responsible for the primary and secondary administration and monitoring personas Which persona configuration is necessary to have the remaining three Cisco ISE nodes serve as dedicated nodes in the Cisco ISE cube that is responsible only for handling the RADIUS and TACACS+ authentication requests, identity lookups, and policy evaluation?

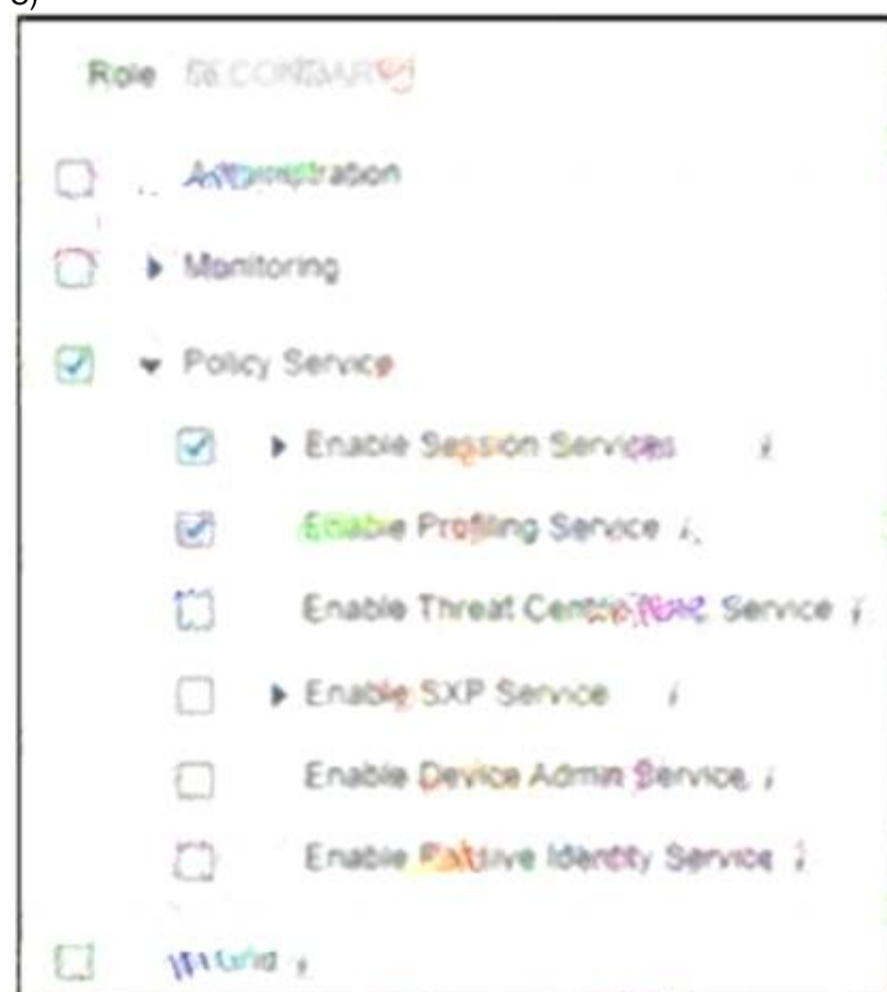
A)



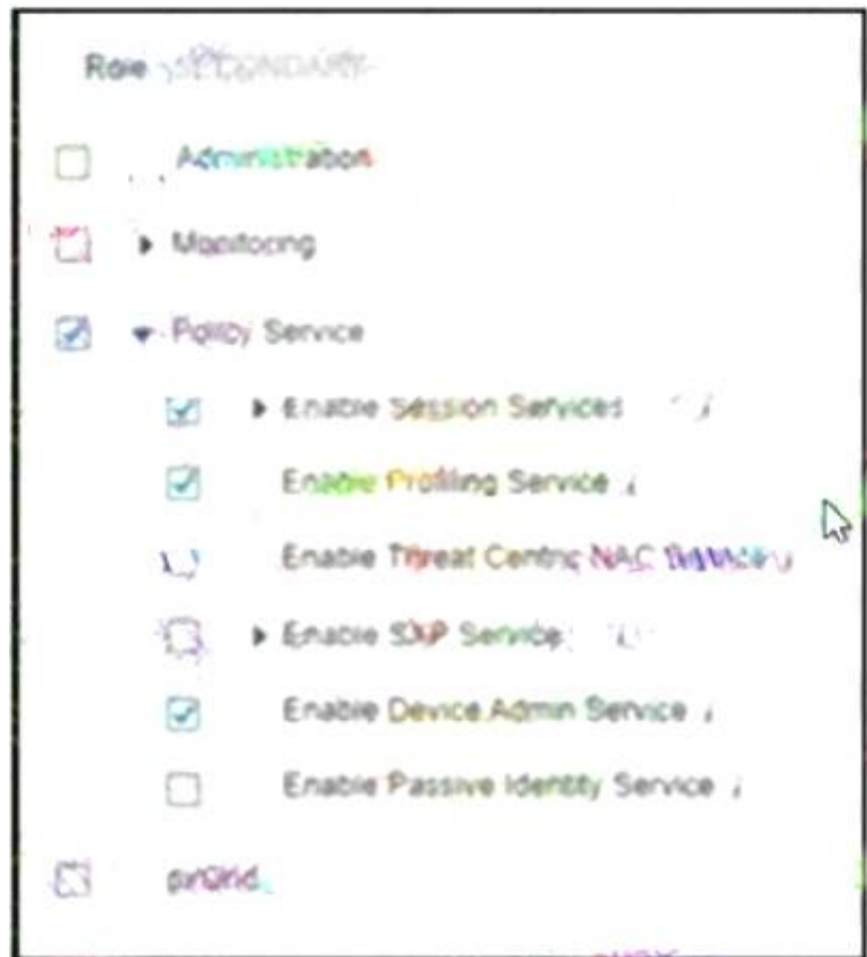
B)



C)



D)



- A. Option A
- B. Option B
- C. Option C
- D. Option D

Answer: D

NEW QUESTION 123

Which two actions must be verified to confirm that the internet is accessible via guest access when configuring a guest portal? (Choose two.)

- A. The guest device successfully associates with the correct SSID.
- B. The guest user gets redirected to the authentication page when opening a browser.
- C. The guest device has internal network access on the WLAN.
- D. The guest device can connect to network file shares.
- E. Cisco ISE sends a CoA upon successful guest authentication.

Answer: BE

NEW QUESTION 124

Refer to the exhibit.



An organization recently implemented network device administration using Cisco ISE. Upon testing the ability to access all of the required devices, a user in the Cisco ISE group IT Admins is attempting to login to a device in their organization's finance department but is unable to. What is the problem?

- A. The IT training rule is taking precedence over the IT Admins rule.
- B. The authorization conditions wrongly allow IT Admins group no access to finance devices.
- C. The finance location is not a condition in the policy set.
- D. The authorization policy doesn't correctly grant them access to the finance devices.

Answer: D

#### NEW QUESTION 129

Which two authentication protocols are supported by RADIUS but not by TACACS+? (Choose two.)

- A. MSCHAPv1
- B. PAP
- C. EAP
- D. CHAP
- E. MSCHAPV2

**Answer:** CE

#### NEW QUESTION 134

What are two requirements of generating a single signing in Cisco ISE by using a certificate provisioning portal, without generating a certificate request? (Choose two )

- A. Location the CSV file for the device MAC
- B. Select the certificate template
- C. Choose the hashing method
- D. Enter the common name
- E. Enter the IP address of the device

**Answer:** BD

#### Explanation:

<https://www.cisco.com/c/en/us/support/docs/security/identity-services-engine/200534-ISE-2-0-Certificate-Provi>

#### NEW QUESTION 136

Which personas can a Cisco ISE node assume'?

- A. policy service, gatekeeping, and monitoring
- B. administration, policy service, and monitoring
- C. administration, policy service, gatekeeping
- D. administration, monitoring, and gatekeeping

**Answer:** B

#### Explanation:

[https://www.cisco.com/en/US/docs/security/ise/1.0/user\\_guide/ise10\\_dis\\_deploy.html](https://www.cisco.com/en/US/docs/security/ise/1.0/user_guide/ise10_dis_deploy.html)

The persona or personas of a node determine the services provided by a node. An ISE node can assume any or all of the following personas: Administration, Policy Service, and Monitoring. The menu options that are available through the administrative user interface are dependent on the role and personas that an ISE node assumes. See Cisco ISE Nodes and Available Menu Options for more information.

#### NEW QUESTION 138

A new employee just connected their workstation to a Cisco IP phone. The network administrator wants to ensure that the Cisco IP phone remains online when the user disconnects their Workstation from the corporate network Which CoA configuration meets this requirement?

- A. Port Bounce
- B. Reauth
- C. NoCoA
- D. Disconnect

**Answer:** C

#### Explanation:

<https://ciscocustomer.lookbookhq.com/iseguidedjourney/ISE-profiling-design>

#### NEW QUESTION 142

Which command displays all 802 1X/MAB sessions that are active on the switch ports of a Cisco Catalyst switch?

- A. show authentication sessions output
- B. Show authentication sessions
- C. show authentication sessions interface Gi 1/0/x
- D. show authentication sessions interface Gi1/0/x output

**Answer:** B

#### NEW QUESTION 144

Refer to the exhibit.

Which two configurations are needed on a catalyst switch for it to be added as a network access device in a Cisco ISE that is being used for 802 1X authentications? (Choose two )

- ☐ radius server ISE1  
address ipv4 192.168.255.17 auth-port 1645 acct-port 1646  
key 7 0607542D5F4A0213034C1E0A1F0F2E2122733F3429000D12055A5A52
- ☐ tacacs server ISE1  
address ipv4 192.168.255.15 auth-port 1645 acct-port 1646  
key 7 0607542D5F4A0213034C1E0A1F0F2E2122733F3429000D12055A5A52
- ☐ radius server ISE1  
address ipv4 192.168.255.19 auth-port 1645 acct-port 1646  
key 7 0607542D5F4A0213034C1E0A1F0F2E2122733F3429000D12055A5A52
- ☐ radius server ISE1  
address ipv4 192.168.255.16 auth-port 1645 acct-port 1646  
key 7 0607542D5F4A0213034C1E0A1F0F2E2122733F3429000D12055A5A52
- ☐ tacacs server ISE1  
address ipv4 192.168.255.18 auth-port 1645 acct-port 1646  
key 7 0607542D5F4A0213034C1E0A1F0F2E2122733F3429000D12055A5A52

- A. Option A
- B. Option B
- C. Option C
- D. Option D
- E. Option E

**Answer:** AC

#### NEW QUESTION 149

A customer wants to set up the Sponsor portal and delegate the authentication flow to a third party for added security while using Kerberos Which database should be used to accomplish this goal?

- A. RSA Token Server
- B. Active Directory
- C. Local Database
- D. LDAP

**Answer:** B

#### Explanation:

[https://www.cisco.com/c/en/us/td/docs/security/ise/2-6/admin\\_guide/b\\_ise\\_admin\\_guide\\_26/b\\_ise\\_admin\\_guide](https://www.cisco.com/c/en/us/td/docs/security/ise/2-6/admin_guide/b_ise_admin_guide_26/b_ise_admin_guide)

#### NEW QUESTION 154

An engineer is configuring 802.1X and wants it to be transparent from the users' point of view. The implementation should provide open authentication on the switch ports while providing strong levels of security for non-authenticated devices. Which deployment mode should be used to achieve this?

- A. closed
- B. low-impact
- C. open
- D. high-impact

**Answer:** B

#### Explanation:

<https://www.lookingpoint.com/blog/cisco-ise-wired-802.1x-deployment-monitormode#:~:text=Low%20im>

#### NEW QUESTION 158

An administrator wants to configure network device administration and is trying to decide whether to use TACACS\* or RADIUS. A reliable protocol must be used that can check command authorization Which protocol meets these requirements and why?

- A. TACACS+ because it runs over TCP
- B. RADIUS because it runs over UDP
- C. RADIUS because it runs over TCP.
- D. TACACS+ because it runs over UDP

**Answer:** A

#### NEW QUESTION 159

An administrator is attempting to join a new node to the primary Cisco ISE node, but receives the error message "Node is Unreachable". What is causing this error?

- A. The second node is a PAN node.

- B. No administrative certificate is available for the second node.
- C. The second node is in standalone mode.
- D. No admin privileges are available on the second node.

**Answer:** B

**Explanation:**

<https://www.ciscopress.com/articles/article.asp?p=2812072>

**NEW QUESTION 163**

An administrator is configuring posture assessment in Cisco ISE for the first time. Which two components must be uploaded to Cisco ISE to use Anyconnect for the agent configuration in a client provisioning policy? (Choose two.)

- A. Anyconnect network visibility module
- B. Anyconnect compliance module
- C. AnyConnectProfile.xml file
- D. AnyConnectProfile.xsd file
- E. Anyconnect agent image

**Answer:** BD

**NEW QUESTION 165**

During BYOD flow, from where does a Microsoft Windows PC download the Network Setup Assistant?

- A. Cisco App Store
- B. Microsoft App Store
- C. Cisco ISE directly
- D. Native OTA functionality

**Answer:** C

**NEW QUESTION 167**

What is a function of client provisioning?

- A. It ensures an application process is running on the endpoint.
- B. It checks a dictionary' attribute with a value.
- C. It ensures that endpoints receive the appropriate posture agents
- D. It checks the existence date and versions of the file on a client.

**Answer:** C

**NEW QUESTION 169**

Which three default endpoint identity groups does cisco ISE create? (Choose three)

- A. Unknown
- B. whitelist
- C. end point
- D. profiled
- E. blacklist

**Answer:** ADE

**Explanation:**

Default Endpoint Identity Groups Created for Endpoints

Cisco ISE creates the following five endpoint identity groups by default: Blacklist, GuestEndpoints, Profiled, RegisteredDevices, and Unknown. In addition, it creates two more identity groups, such as Cisco-IP-Phone and Workstation, which are associated to the Profiled (parent) identity group. A parent group is the default identity group that exists in the system.

[https://www.cisco.com/c/en/us/td/docs/security/ise/2-4/admin\\_guide/b\\_ise\\_admin\\_guide\\_24/b\\_ise\\_admin\\_guide](https://www.cisco.com/c/en/us/td/docs/security/ise/2-4/admin_guide/b_ise_admin_guide_24/b_ise_admin_guide)

**NEW QUESTION 170**

In a standalone Cisco ISE deployment, which two personas are configured on a node? (Choose two )

- A. publisher
- B. administration
- C. primary
- D. policy service
- E. subscriber

**Answer:** BD

**Explanation:**

[https://www.cisco.com/c/en/us/td/docs/security/ise/2-0/admin\\_guide/b\\_ise\\_admin\\_guide\\_20/b\\_ise\\_admin\\_guide](https://www.cisco.com/c/en/us/td/docs/security/ise/2-0/admin_guide/b_ise_admin_guide_20/b_ise_admin_guide)

**NEW QUESTION 175**

An administrator is attempting to replace the built-in self-signed certificates on a Cisco ISE appliance. The CA is requesting some information about the appliance in order to sign the new certificate. What must be done in order to provide the CA this information?

- A. Install the Root CA and intermediate CA.
- B. Generate the CSR.
- C. Download the intermediate server certificate.
- D. Download the CA server certificate.

**Answer:** B

#### NEW QUESTION 176

A network engineer is configuring guest access and notices that when a guest user registers a second device for access, the first device loses access What must be done to ensure that both devices for a particular user are able to access the guest network simultaneously?

- A. Configure the sponsor group to increase the number of logins.
- B. Use a custom portal to increase the number of logins
- C. Modify the guest type to increase the number of maximum devices
- D. Create an Adaptive Network Control policy to increase the number of devices

**Answer:** C

#### Explanation:

[https://content.cisco.com/chapter.sjs?uri=/searchable/chapter/content/en/us/td/docs/security/ise/2-7/admin\\_guide](https://content.cisco.com/chapter.sjs?uri=/searchable/chapter/content/en/us/td/docs/security/ise/2-7/admin_guide)

#### NEW QUESTION 179

MacOS users are complaining about having to read through wordy instructions when remediating their workstations to gain access to the network Which alternate method should be used to tell users how to remediate?

- A. URL link
- B. message text
- C. executable
- D. file distribution

**Answer:** A

#### Explanation:

<https://www.sciencedirect.com/topics/computer-science/remediation-action>

#### NEW QUESTION 180

Which are two characteristics of TACACS+? (Choose two)

- A. It uses TCP port 49.
- B. It combines authorization and authentication functions.
- C. It separates authorization and authentication functions.
- D. It encrypts the password only.
- E. It uses UDP port 49.

**Answer:** AC

#### NEW QUESTION 184

A Cisco ISE administrator needs to ensure that guest endpoint registrations are only valid for one day When testing the guest policy flow, the administrator sees that the Cisco ISE does not delete the endpoint in the Guest Endpoints identity store after one day and allows access to the guest network after that period. Which configuration is causing this problem?

- A. The Endpoint Purge Policy is set to 30 days for guest devices
- B. The RADIUS policy set for guest access is set to allow repeated authentication of the same device
- C. The length of access is set to 7 days in the Guest Portal Settings
- D. The Guest Account Purge Policy is set to 15 days

**Answer:** A

#### Explanation:

[https://www.cisco.com/c/en/us/td/docs/security/ise/1-3/admin\\_guide/b\\_ise\\_admin\\_guide\\_13/b\\_ise\\_admin\\_guide](https://www.cisco.com/c/en/us/td/docs/security/ise/1-3/admin_guide/b_ise_admin_guide_13/b_ise_admin_guide)

#### NEW QUESTION 186

An administrator connects an HP printer to a dot1x enable port, but the printer is not accessible Which feature must the administrator enable to access the printer?

- A. MAC authentication bypass
- B. change of authorization
- C. TACACS authentication
- D. RADIUS authentication

**Answer:** A

#### Explanation:

<https://community.cisco.com/t5/network-access-control/ise-for-printer-security/m-p/3933216>

#### NEW QUESTION 191

Which Cisco ISE deployment model provides redundancy by having every node in the deployment configured with the Administration, Policy Service, and

Monitoring personas to protect from a complete node failure?

- A. distributed
- B. dispersed
- C. two-node
- D. hybrid

Answer: C

NEW QUESTION 192

An organization wants to implement 802.1X and is debating whether to use PEAP-MSCHAPv2 or PEAP-EAP-TLS for authentication. Drag the characteristics on the left to the corresponding protocol on the right.

uses username and password for authentication

uses certificates for authentication

changes credentials through the admin portal

supports fragmentation after the tunnel is established

uses the X.509 format

supports auto-enrollment for obtaining credentials

PEAP-MSCHAPv2

PEAP-EAP-TLS

- A. Mastered
- B. Not Mastered

Answer: A

Explanation:

PEAP-MSCHAPv2

uses username and password for authentication

changes credentials through the admin portal

supports fragmentation after the tunnel is established

PEAP-EAP-TLS

uses certificates for authentication

uses the X.509 format

supports auto-enrollment for obtaining credentials

NEW QUESTION 195

Refer to the exhibit.

Interface	MAC Address	Method	Domain	Status	Fg	Session ID
Gi1/0/6	0024.142d.e47f	mab	UNKNOWN	Auth		C0A829020000000C2BBAF5D3
Gi1/0/1	0050.5698.0720	dot1x	UNKNOWN	Unauth		C0A82902000000152BCD0BE7

An engineer is configuring a client but cannot authenticate to Cisco ISE During troubleshooting, the show authentication sessions command was issued to display the authentication status of each port Which command gives additional information to help identify the problem with the authentication?

- A. show authentication sessions
- B. show authentication sessions Interface Gi1/0/1 output
- C. show authentication sessions interface Gi1/0/1 details
- D. show authentication sessions output

**Answer:** C

#### NEW QUESTION 196

Which two roles are taken on by the administration person within a Cisco ISE distributed environment? (Choose two.)

- A. backup
- B. secondary
- C. standby
- D. primary
- E. active

**Answer:** BD

#### NEW QUESTION 201

What allows an endpoint to obtain a digital certificate from Cisco ISE during a BYOD flow?

- A. Network Access Control
- B. My Devices Portal
- C. Application Visibility and Control
- D. Supplicant Provisioning Wizard

**Answer:** D

#### NEW QUESTION 205

An organization has a fully distributed Cisco ISE deployment. When implementing probes, an administrator must scan for unknown endpoints to learn the IP-to-MAC address bindings. The scan is complete on one FPSN, but the information is not available on the others. What must be done to make the information available?

- A. Scanning must be initiated from the PSN that last authenticated the endpoint
- B. Cisco ISE must learn the IP-MAC binding of unknown endpoints via DHCP profiling, not via scanning
- C. Scanning must be initiated from the MnT node to centrally gather the information
- D. Cisco ISE must be configured to learn the IP-MAC binding of unknown endpoints via RADIUS authentication, not via scanning

**Answer:** B

#### NEW QUESTION 208

What is a difference between TACACS+ and RADIUS in regards to encryption?

- A. TACACS+ encrypts only the password, whereas RADIUS encrypts the username and password.
- B. TACACS+ encrypts the username and password, whereas RADIUS encrypts only the password.
- C. TACACS+ encrypts the password, whereas RADIUS sends the entire packet in clear text.
- D. TACACS+ encrypts the entire packet, whereas RADIUS encrypts only the password.

**Answer:** D

#### NEW QUESTION 213

An engineer is unable to use SSH to connect to a switch after adding the required CLI commands to the device to enable TACACS+. The device administration license has been added to Cisco ISE, and the required policies have been created. Which action is needed to enable access to the switch?

- A. The `ip ssh source-interface` command needs to be set on the switch.
- B. 802.1X authentication needs to be configured on the switch.
- C. The RSA keypair used for SSH must be regenerated after enabling TACACS+.
- D. The switch needs to be added as a network device in Cisco ISE and set to use TACACS+.

**Answer:** D

#### NEW QUESTION 216

A Cisco ISE administrator needs to ensure that guest endpoint registrations are only valid for 1 day. When testing the guest policy flow, the administrator sees that the Cisco ISE does not delete the endpoint in the Guest Endpoints identity store after one day and allows access to the guest network after that period. Which configuration is causing this problem?

- A. The RADIUS policy set for guest access is set to allow repeated authentication of the same device.
- B. The length of access is set to 7 days in the Guest Portal Settings.
- C. The Endpoint Purge Policy is set to 30 days for guest devices.
- D. The Guest Account Purge Policy is set to 15 days.

**Answer:** C

#### NEW QUESTION 218

An administrator is configuring TACACS+ on a Cisco switch but cannot authenticate users with Cisco ISE. The configuration contains the correct key of Cisc039712287, but the switch is not receiving a response from the Cisco ISE instance. What must be done to validate the AAA configuration and identify the problem with the TACACS+ servers?

- A. Check for server reachability using the `test aaa group tacacs+ admin <key> legacy` command.
- B. Test the user account on the server using the `test aaa group radius server CUCS user admin pass <key> legacy` command.

- C. Validate that the key value is correct using the test aaa authentication admin <key> legacy command.
- D. Conrm the authorization policies are correct using the test aaa authorization admin drop legacy command.

**Answer:** A

**Explanation:**

<https://medium.com/training-course-ccna-security-210-260/ccna-security-part-3-implementing-aaa-in-cisco-ios>

**NEW QUESTION 221**

What occurs when a Cisco ISE distributed deployment has two nodes and the secondary node is deregistered?

- A. The primary node restarts
- B. The secondary node restarts.
- C. The primary node becomes standalone
- D. Both nodes restart.

**Answer:** D

**Explanation:**

[https://www.cisco.com/c/en/us/td/docs/security/ise/1-1-1/installation\\_guide/ise\\_install\\_guide/ise\\_deploy.html](https://www.cisco.com/c/en/us/td/docs/security/ise/1-1-1/installation_guide/ise_install_guide/ise_deploy.html) if your deployment has two nodes and you deregister the secondary node, both nodes in this primary-secondary pair are restarted. (The former primary and secondary nodes become standalone.)

**NEW QUESTION 222**

Which default endpoint identity group does an endpoint that does not match any profile in Cisco ISE become a member of?

- A. Endpoint
- B. unknown
- C. blacklist
- D. white list
- E. profiled

**Answer:** B

**Explanation:**

If you do not have a matching profiling policy, you can assign an unknown profiling policy. The endpoint is therefore profiled as Unknown. The endpoint that does not match any profile is grouped within the Unknown identity group. The endpoint profiled to the Unknown profile requires that you create a profile with an attribute or a set of attributes collected for that endpoint.

[https://www.cisco.com/en/US/docs/security/ise/1.0/user\\_guide/ise10\\_man\\_identities.html](https://www.cisco.com/en/US/docs/security/ise/1.0/user_guide/ise10_man_identities.html)

**NEW QUESTION 225**

An administrator adds a new network device to the Cisco ISE configuration to authenticate endpoints to the network. The RADIUS test fails after the administrator configures all of the settings in Cisco ISE and adds the proper configurations to the switch. What is the issue"?

- A. The endpoint profile is showing as "unknown."
- B. The endpoint does not have the appropriate credentials for network access.
- C. The shared secret is incorrect on the switch or on Cisco ISE.
- D. The certificate on the switch is self-signed not a CA-provided certificate.

**Answer:** B

**NEW QUESTION 228**

An engineer is configuring a posture policy for Windows 10 endpoints and wants to ensure that users in each AD group have different conditions to meet to be compliant. What must be done to accomplish this task?

- A. identify The users groups needed for different policies and create service conditions to map each one to its posture requirement
- B. Configure a simple condition for each AD group and use it in the posture policy for each use case
- C. Use the authorization policy within the policy set to group each AD group with their respective posture policy
- D. Change the posture requirements to use an AD group lor each use case then use those requirements in the posture policy

**Answer:** C

**NEW QUESTION 229**

Which two features are available when the primary admin node is down and the secondary admin node has not been promoted? (Choose two.)

- A. hotspot
- B. new AD user 802 1X authentication
- C. posture
- D. BYOD
- E. guest AUP

**Answer:** BC

**NEW QUESTION 231**

What are the minimum requirements for deploying the Automatic Failover feature on Administration nodes in a distributed Cisco ISE deployment?

- A. a primary and secondary PAN and a health check node for the Secondary PAN
- B. a primary and secondary PAN and no health check nodes
- C. a primary and secondary PAN and a pair of health check nodes
- D. a primary and secondary PAN and a health check node for the Primary PAN

Answer: D

NEW QUESTION 235

Select and Place

uses username and password for authentication

uses certificates for authentication

changes credentials through the admin portal

supports fragmentation after the tunnel is established

uses the X.509 format

supports auto-enrollment for obtaining credentials

PEAP-MSCHAPv2

PEAP-EAP-TLS

- A. Mastered
- B. Not Mastered

Answer: A

Explanation:

uses username and password for authentication

uses certificates for authentication

changes credentials through the admin portal

supports fragmentation after the tunnel is established

uses the X.509 format

supports auto-enrollment for obtaining credentials

PEAP-MSCHAPv2

uses username and password for authentication

changes credentials through the admin portal

supports fragmentation after the tunnel is established

PEAP-EAP-TLS

uses certificates for authentication

uses the X.509 format

supports auto-enrollment for obtaining credentials

NEW QUESTION 236

Which two features should be used on Cisco ISE to enable the TACACS+ feature? (Choose two )

- A. External TACACS Servers
- B. Device Admin Service
- C. Device Administration License
- D. Server Sequence
- E. Command Sets

Answer: BC

NEW QUESTION 240

An administrator replaced a PSN in the distributed Cisco ISE environment. When endpoints authenticate to it, the devices are not getting the right profiles or

attributes and as a result, are not hitting the correct policies. This was working correctly on the previous PSN. Which action must be taken to ensure the endpoints get identified?

- A. Verify that the MnT node is tracking the session.
- B. Verify the shared secret used between the switch and the PSN.
- C. Verify that the profiling service is running on the new PSN.
- D. Verify that the authentication request the PSN is receiving is not malformed.

**Answer:** C

#### NEW QUESTION 243

A network administrator notices that after a company-wide shut down, many users cannot connect their laptops to the corporate SSID. What must be done to permit access in a timely manner?

- A. Authenticate the user's system to the secondary Cisco ISE node and move this user to the primary with the renewed certificate.
- B. Connect this system as a guest user and then redirect the web auth protocol to log in to the network.
- C. Add a certificate issue from the CA server, revoke the expired certificate, and add the new certificate in system.
- D. Allow authentication for expired certificates within the EAP-TLS section under the allowed protocols.

**Answer:** A

#### NEW QUESTION 247

A user reports that the RADIUS accounting packets are not being seen on the Cisco ISE server. Which command is the user missing in the switch's configuration?

- A. radius-server vsa send accounting
- B. aaa accounting network default start-stop group radius
- C. aaa accounting resource default start-stop group radius
- D. aaa accounting exec default start-stop group radius

**Answer:** A

#### NEW QUESTION 250

An administrator is configuring new probes to use with Cisco ISE and wants to use metadata to help profile the endpoints. The metadata must contain traffic information relating to the endpoints instead of industry-standard protocol information Which probe should be enabled to meet these requirements?

- A. NetFlow probe
- B. DNS probe
- C. DHCP probe
- D. SNMP query probe

**Answer:** C

#### Explanation:

<http://www.network-node.com/blog/2016/1/2/ise-20-profiling>

#### NEW QUESTION 252

A network engineer needs to deploy 802.1x using Cisco ISE in a wired network environment where thin clients download their system image upon bootup using PXE. For which mode must the switch ports be configured?

- A. closed
- B. restricted
- C. monitor
- D. low-impact

**Answer:** D

#### NEW QUESTION 254

What is a valid status of an endpoint attribute during the device registration process?

- A. block listed
- B. pending
- C. unknown
- D. DenyAccess

**Answer:** B

#### NEW QUESTION 257

Which two task types are included in the Cisco ISE common tasks support for TACACS+ profiles? (Choose two.)

- A. Firepower
- B. WLC
- C. IOS
- D. ASA
- E. Shell

**Answer:**

BE

**Explanation:**

[https://www.cisco.com/c/en/us/td/docs/security/ise/2-1/admin\\_guide/b\\_ise\\_admin\\_guide\\_21/b\\_ise\\_admin\\_guide\\_TACACS+ Profile](https://www.cisco.com/c/en/us/td/docs/security/ise/2-1/admin_guide/b_ise_admin_guide_21/b_ise_admin_guide_TACACS+_Profile)

TACACS+ profiles control the initial login session of the device administrator. A session refers to each individual authentication, authorization, or accounting request. A session authorization request to a network device elicits an ISE response. The response includes a token that is interpreted by the network device, which limits the commands that may be executed for the duration of a session. The authorization policy for a device administration access service can contain a single shell profile and multiple command sets. The TACACS+ profile definitions are split into two components:

- Common tasks
- Custom attributes

There are two views in the TACACS+ Profiles page (Work Centers > Device Administration > Policy Elements > Results > TACACS Profiles)—Task Attribute View and Raw View. Common tasks can be entered using the Task Attribute View and custom attributes can be created in the Task Attribute View as well as the Raw View.

The Common Tasks section allows you to select and configure the frequently used attributes for a profile. The attributes that are included here are those defined by the TACACS+ protocol draft specifications. However, the values can be used in the authorization of requests from other services. In the Task Attribute View, the ISE administrator can set the privileges that will be assigned to the device administrator. The common task types are:

- Shell
- WLC
- Nexus
- Generic

The Custom Attributes section allows you to configure additional attributes. It provides a list of attributes that are not recognized by the Common Tasks section. Each definition consists of the attribute name, an indication of whether the attribute is mandatory or optional, and the value for the attribute. In the Raw View, you can enter the mandatory attributes using an equal to (=) sign between the attribute name and its value and optional attributes are entered using an asterisk (\*) between the attribute name and its value. The attributes entered in the Raw View are reflected in the Custom Attributes section in the Task Attribute View and vice versa. The Raw View is also used to copy paste the attribute list (for example, another product's attribute list) from the clipboard onto ISE. Custom attributes can be defined for nonshell services.

**NEW QUESTION 260**

Which two methods should a sponsor select to create bulk guest accounts from the sponsor portal? (Choose two )

- A. Random
- B. Monthly
- C. Daily
- D. Imported
- E. Known

**Answer:** AD

**NEW QUESTION 261**

An organization wants to enable web-based guest access for both employees and visitors. The goal is to use a single portal for both user types. Which two authentication methods should be used to meet this requirement? (Choose two )

- A. LDAP
- B. 802.1X
- C. Certificate-based
- D. LOCAL
- E. MAC based

**Answer:** DE

**NEW QUESTION 265**

An administrator is configuring posture with Cisco ISE and wants to check that specific services are present on the workstations that are attempting to access the network. What must be configured to accomplish this goal?

- A. Create a registry posture condition using a non-OPSWAT API version.
- B. Create an application posture condition using a OPSWAT API version.
- C. Create a compound posture condition using a OPSWAT API version.
- D. Create a service posture condition using a non-OPSWAT API version.

**Answer:** D

**NEW QUESTION 270**

Which use case validates a change of authorization?

- A. An authenticated, wired EAP-capable endpoint is discovered
- B. An endpoint profiling policy is changed for authorization policy.
- C. An endpoint that is disconnected from the network is discovered
- D. Endpoints are created through device registration for the guests

**Answer:** B

**Explanation:**

[https://www.cisco.com/c/en/us/td/docs/security/ise/1-2/user\\_guide/ise\\_user\\_guide/ise\\_prof\\_pol.html](https://www.cisco.com/c/en/us/td/docs/security/ise/1-2/user_guide/ise_user_guide/ise_prof_pol.html)

**NEW QUESTION 275**

.....

## THANKS FOR TRYING THE DEMO OF OUR PRODUCT

Visit Our Site to Purchase the Full Set of Actual 300-715 Exam Questions With Answers.

We Also Provide Practice Exam Software That Simulates Real Exam Environment And Has Many Self-Assessment Features. Order the 300-715 Product From:

<https://www.2passeasy.com/dumps/300-715/>

## Money Back Guarantee

### 300-715 Practice Exam Features:

- \* 300-715 Questions and Answers Updated Frequently
- \* 300-715 Practice Questions Verified by Expert Senior Certified Staff
- \* 300-715 Most Realistic Questions that Guarantee you a Pass on Your FirstTry
- \* 300-715 Practice Test Questions in Multiple Choice Formats and Updatesfor 1 Year