



Linux-Foundation

Exam Questions CKAD

Certified Kubernetes Application Developer (CKAD) Program

About Exambible

[Your Partner of IT Exam](#)

Found in 1998

Exambible is a company specialized on providing high quality IT exam practice study materials, especially Cisco CCNA, CCDA, CCNP, CCIE, Checkpoint CCSE, CompTIA A+, Network+ certification practice exams and so on. We guarantee that the candidates will not only pass any IT exam at the first attempt but also get profound understanding about the certificates they have got. There are so many alike companies in this industry, however, Exambible has its unique advantages that other companies could not achieve.

Our Advances

* 99.9% Uptime

All examinations will be up to date.

* 24/7 Quality Support

We will provide service round the clock.

* 100% Pass Rate

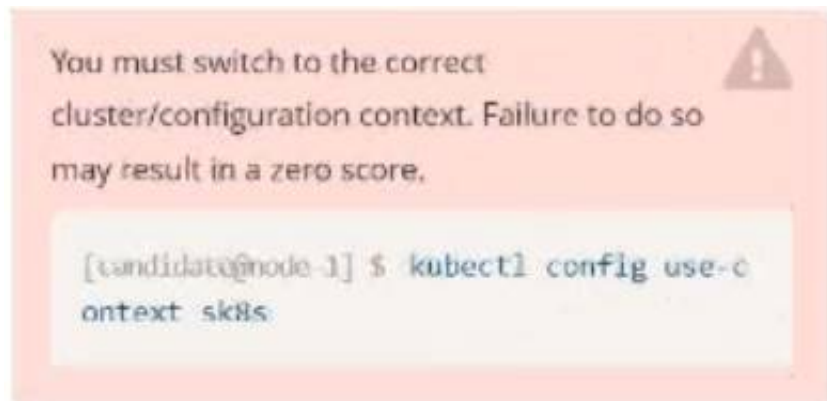
Our guarantee that you will pass the exam.

* Unique Gurantee

If you do not pass the exam at the first time, we will not only arrange FULL REFUND for you, but also provide you another exam of your claim, ABSOLUTELY FREE!

NEW QUESTION 1

Exhibit:



Task:

Key3: value1

Add an environment variable named BEST_VARIABLE consuming the value of the secret key3.

- A. Mastered
- B. Not Mastered

Answer: A

Explanation:

Solution:

```
candidate@node-1:~$ kubectl config use-context k8s
Switched to context "k8s".
candidate@node-1:~$ kubectl create secret generic app-secret -n default --from-literal=key3=value1
secret/app-secret created
candidate@node-1:~$ kubectl get secrets
NAME          TYPE      DATA   AGE
app-secret    Opaque    1       4s
candidate@node-1:~$ kubectl run nginx-secret -n default --image=nginx:stable --dry-run=client -o yaml > sec.yaml
candidate@node-1:~$ vim sec.yaml
```

Text Description automatically generated

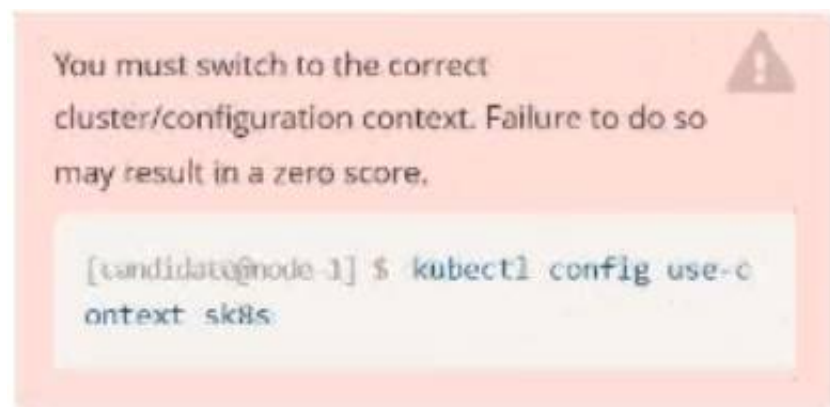
```
File Edit View Terminal Tabs Help
apiVersion: v1
kind: Pod
metadata:
  creationTimestamp: null
  labels:
    run: nginx-secret
  name: nginx-secret
  namespace: default
spec:
  containers:
  - image: nginx:stable
    name: nginx-secret
    env:
    - name: BEST_VARIABLE
      valueFrom:
        secretKeyRef:
          name: app-secret
          key: key3
```

Text Description automatically generated

```
candidate@node-1:~$ kubectl config use-context k8s
Switched to context "k8s".
candidate@node-1:~$ kubectl create secret generic app-secret -n default --from-literal=key3=value1
secret/app-secret created
candidate@node-1:~$ kubectl get secrets
NAME          TYPE      DATA   AGE
app-secret    Opaque    1       4s
candidate@node-1:~$ kubectl run nginx-secret -n default --image=nginx:stable --dry-run=client -o yaml > sec.yaml
candidate@node-1:~$ vim sec.yaml
candidate@node-1:~$ kubectl create -f sec.yaml
pod/nginx-secret created
candidate@node-1:~$ kubectl get pods
NAME          READY   STATUS    RESTARTS   AGE
nginx-secret  1/1     Running   0          7s
candidate@node-1:~$
```

NEW QUESTION 2

Exhibit:



Task:

Create a Deployment named expose in the existing ckad00014 namespace running 6 replicas of a Pod. Specify a single container using the ifccncf/nginx: 1.13.7 image

Add an environment variable named NGINX_PORT with the value 8001 to the container then expose port 8001

- A. Mastered
- B. Not Mastered

Answer: A

Explanation:

Solution:

```
candidate@node-1:~$ kubectl config use-context k8s
Switched to context "k8s".
candidate@node-1:~$ kubectl create deploy expose -n ckad00014 --image ifccncf/nginx:1.13.7 --dry-run=client -o yaml > d
ep.yaml
candidate@node-1:~$
candidate@node-1:~$
candidate@node-1:~$
candidate@node-1:~$
candidate@node-1:~$
candidate@node-1:~$
candidate@node-1:~$
candidate@node-1:~$
candidate@node-1:~$
candidate@node-1:~$
candidate@node-1:~$
candidate@node-1:~$
```

Text Description automatically generated

```
File Edit View Terminal Tabs Help
apiVersion: apps/v1
kind: Deployment
metadata:
  creationTimestamp: null
  labels:
    app: expose
  name: expose
  namespace: ckad00014
spec:
  replicas: 6
  selector:
    matchLabels:
      app: expose
  strategy: {}
  template:
    metadata:
      creationTimestamp: null
      labels:
        app: expose
    spec:
      containers:
      - image: ifccncf/nginx:1.13.7
        name: nginx
        ports:
        - containerPort: 8001
        env:
        - name: NGINX_PORT
          value: "8001"
```

Text Description automatically generated

```
File Edit View Terminal Tabs Help
candidate@node-1:~$ kubectl config use-context k8s
Switched to context "k8s".
candidate@node-1:~$ kubectl create deploy expose -n ckad00014 --image lfccncf/nginx:1.13.7 --dry-run=client -o yaml > d
ep.yaml
candidate@node-1:~$
candidate@node-1:~$
candidate@node-1:~$
candidate@node-1:~$
candidate@node-1:~$
candidate@node-1:~$
candidate@node-1:~$
candidate@node-1:~$
candidate@node-1:~$
candidate@node-1:~$
candidate@node-1:~$ vim dep.yaml
candidate@node-1:~$ kubectl create -f dep.yaml
deployment.apps/expose created
candidate@node-1:~$ kubectl get pods -n ckad00014
NAME                                READY   STATUS              RESTARTS   AGE
expose-85dd99d4d9-25675             0/1     ContainerCreating   0           6s
expose-85dd99d4d9-4fhcc             0/1     ContainerCreating   0           6s
expose-85dd99d4d9-fl7j              0/1     ContainerCreating   0           6s
expose-85dd99d4d9-tt6rm             0/1     ContainerCreating   0           6s
expose-85dd99d4d9-vjd8b             0/1     ContainerCreating   0           6s
expose-85dd99d4d9-vtzpq             0/1     ContainerCreating   0           6s
candidate@node-1:~$ kubectl get deploy -n ckad00014
NAME      READY   UP-TO-DATE   AVAILABLE   AGE
expose    6/6     6            6           15s
candidate@node-1:~$
```

NEW QUESTION 3

Exhibit:



Task

A deployment is falling on the cluster due to an incorrect image being specified. Locate the deployment, and fix the problem.

- A. Mastered
- B. Not Mastered

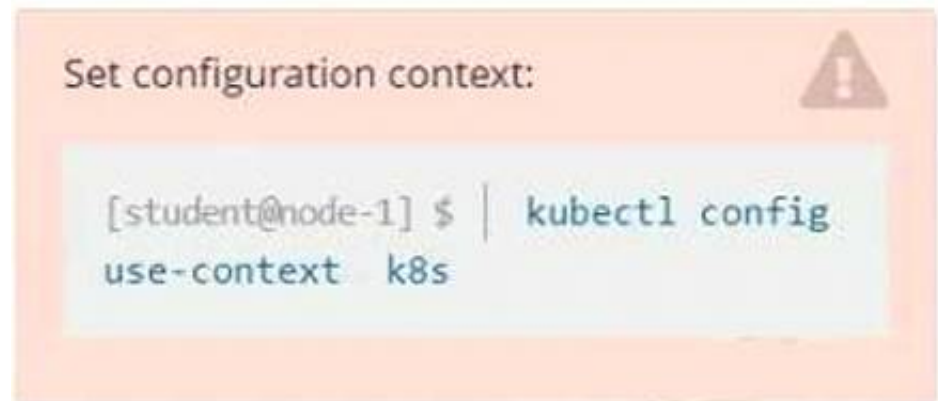
Answer: A

Explanation:

create deploy hello-deploy --image=nginx --dry-run=client -o yaml > hello-deploy.yaml
Update deployment image to nginx:1.17.4: kubec
nginx=nginx:1.17.4

NEW QUESTION 4

Exhibit:



Context

You sometimes need to observe a pod's logs, and write those logs to a file for further analysis. Task

Please complete the following;

- Deploy the counter pod to the cluster using the provided YAMLSpec file at /opt/KDOB00201/counter.yaml
- Retrieve all currently available application logs from the running pod and store them in the file /opt/KDOB00201/log_Output.txt, which has already been created

- A. Mastered
- B. Not Mastered

Answer: A

Explanation:

Solution:

```
student@node-1:~$ kubectl create -f /opt/KDOB00201/counter.yaml
pod/counter created
student@node-1:~$ kubectl get pods
NAME                READY   STATUS    RESTARTS   AGE
counter             1/1     Running   0           10s
liveness-http       1/1     Running   0           6h45m
nginx-101           1/1     Running   0           6h46m
nginx-configmap     1/1     Running   0           107s
nginx-secret        1/1     Running   0           7m21s
poller              1/1     Running   0           6h46m
student@node-1:~$ kubectl logs counter
1: 2b305101817ae25ca60ae46510fb6d11
2: 3648cf2eae95ab680dba8f195f891af4
3: 65c8bbd4dbf70bf81f2a0984a3a44ede
4: 40d3a9c8e46f5533bb4828fbe5c8d038
5: 390442d2530a90c3602901e3fe999ac8
6: b71d95187417e139effb33af77681040
7: 66a8e55a6491e756d2d0549ad6ab90a7
8: ff2b3d583b64125d2f9129c443bb37ff
9: b6c6a12b6e77944ed8baaaf6c242dae4
10: bfcc9a894a0604fc4b814b37d0a200a4
student@node-1:~$ kubectl logs counter > /opt/KDOB00201/log_output.txt
student@node-1:~$
```

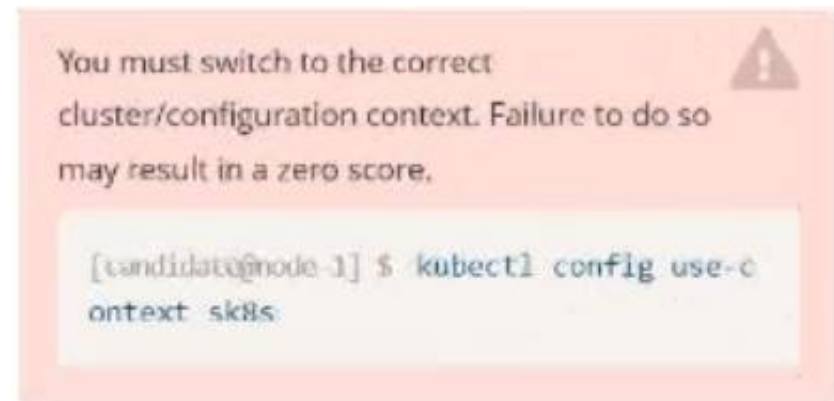
```
student@node-1:~$ kubectl logs counter > /opt/KDOB00201/log_output.txt
student@node-1:~$ kubectl logs counter > /opt/KDOB00201/log_output.txt
student@node-1:~$ cat /opt/KDOB00201/log_output.txt
```

Readme Web Terminal THE LINUX FOUNDATION

```
student@node-1:~$ kubectl logs counter > /opt/KDOB00201/log_output.txt
student@node-1:~$ cat /opt/KDOB00201/log_output.txt
1: 2b305101817ae25ca60ae46510fb6d11
2: 3648cf2eae95ab680dba8f195f891af4
3: 65c8bbd4dbf70bf81f2a0984a3a44ede
4: 40d3a9c8e46f5533bb4828fbe5c8d038
5: 390442d2530a90c3602901e3fe999ac8
6: b71d95187417e139effb33af77681040
7: 66a8e55a6491e756d2d0549ad6ab90a7
8: ff2b3d583b64125d2f9129c443bb37ff
9: b6c6a12b6e77944ed8baaaf6c242dae4
10: bfcc9a894a0604fc4b814b37d0a200a4
11: 5493cd16a1790a5fb9512b0c9d4c5dd1
12: 03f169e93e6143438e6dfe4ecb3cc9ed
13: 764b37fe611373c42d0b47154041f6eb
14: 1a56fbc1896b0ee6394136166281839e
15: ecc492eb17715de090c47345a98d98d3
16: 7974a6bec0fb44b6b8bbfc71aa3fbe74
17: 9ae01bef01748b12cc9f97a5f9f72cd6
18: 23fb22ee34d4272e4c9e005f1774515f
19: ec7e1a5d314da9a0ad45d53be5a7acae
20: 0bccdd8ee02cd42029e8162cd1c1197c
21: d6851ea43546216b95bcb81ced997102
22: 7ed9a38ea8bf0d86206569481442af44
23: 29b8416ddc63dbfcb987ab3c8198e9fe
24: 1f2062001df51a108ab25010f506716f
student@node-1:~$
```

NEW QUESTION 5

Exhibit:



Task:

- > To run 2 replicas of the pod
- > Add the following label on the pod:
Role userUI

- A. Mastered
- B. Not Mastered

Answer: A

Explanation:

Solution:

Text Description automatically generated

```
File Edit View Terminal Tabs Help
# reopened with the relevant failures.
#
apiVersion: apps/v1
kind: Deployment
metadata:
  annotations:
    deployment.kubernetes.io/revision: "1"
  creationTimestamp: "2022-09-24T04:27:03Z"
  generation: 1
  labels:
    app: nginx
  name: ckad00017-deployment
  namespace: ckad00017
  resourceVersion: "3349"
  uid: lcd67613-fade-46e9-b741-94298b9c6e7c
spec:
  progressDeadlineSeconds: 600
  replicas: 2
  revisionHistoryLimit: 10
  selector:
    matchLabels:
      app: nginx
  strategy:
    rollingUpdate:
      maxSurge: 25%
      maxUnavailable: 25%
    type: RollingUpdate
  template:
    metadata:
      creationTimestamp: null
      labels:
-- INSERT --
```

Text Description automatically generated

```
File Edit View Terminal Tabs Help
name: ckad00017-deployment
namespace: ckad00017
resourceVersion: "3349"
uid: lcd67613-fade-46e9-b741-94298b9c6e7c
spec:
  progressDeadlineSeconds: 600
  replicas: 2
  revisionHistoryLimit: 10
  selector:
    matchLabels:
      app: nginx
  strategy:
    rollingUpdate:
      maxSurge: 25%
      maxUnavailable: 25%
    type: RollingUpdate
  template:
    metadata:
      creationTimestamp: null
      labels:
        app: nginx
        role: userUI
    spec:
      containers:
      - image: nginx:latest
        imagePullPolicy: Always
        name: nginx
        ports:
        - containerPort: 80
          protocol: TCP
        resources: {}
-- INSERT --
```

Text Description automatically generated


```
File Edit View Terminal Tabs Help
backend-deployment-59d449b99d-h2zjq 0/1 Running 0 9s
backend-deployment-78976f74f5-b8c85 1/1 Running 0 6h40m
backend-deployment-78976f74f5-flfsj 1/1 Running 0 6h40m
candidate@node-1:~$ kubectl get deploy -n staging
NAME          READY   UP-TO-DATE   AVAILABLE   AGE
backend-deployment 3/3     3            3           6h40m
candidate@node-1:~$ kubectl get deploy -n staging
NAME          READY   UP-TO-DATE   AVAILABLE   AGE
backend-deployment 3/3     3            3           6h41m
candidate@node-1:~$ vim ~/spicy-pikachu/backend-deployment.yaml
candidate@node-1:~$ kubectl config use-context k8s
Switched to context "k8s".
candidate@node-1:~$ kubectl set serviceaccount deploy app-1 app -n frontend
deployment.apps/app-1 serviceaccount updated
candidate@node-1:~$ kubectl config use-context k8s
Switched to context "k8s".
candidate@node-1:~$ vim ~/prompt-escargot/buffalo-deployment.yaml
candidate@node-1:~$ vim ~/prompt-escargot/buffalo-deployment.yaml
candidate@node-1:~$ kubectl apply -f ~/prompt-escargot/buffalo-deployment.yaml
deployment.apps/buffalo-deployment configured
candidate@node-1:~$ kubectl get pods -n gorilla
NAME          READY   STATUS             RESTARTS   AGE
buffalo-deployment-776844df7f-r5fsb 1/1     Running            0          6h38m
buffalo-deployment-859898c6f5-zx5gj 0/1     ContainerCreating  0          8s
candidate@node-1:~$ kubectl get deploy -n gorilla
NAME          READY   UP-TO-DATE   AVAILABLE   AGE
buffalo-deployment 1/1     1            1           6h38m
candidate@node-1:~$ kubectl config use-context k8s
Switched to context "k8s".
candidate@node-1:~$ kubectl edit deploy ckad00017-deployment -n ckad00017
deployment.apps/ckad00017-deployment edited
candidate@node-1:~$
```

```
File Edit View Terminal Tabs Help
candidate@node-1:~$ kubectl get pods -n gorilla
NAME          READY   STATUS             RESTARTS   AGE
buffalo-deployment-776844df7f-r5fsb 1/1     Running            0          6h38m
buffalo-deployment-859898c6f5-zx5gj 0/1     ContainerCreating  0          8s
candidate@node-1:~$ kubectl get deploy -n gorilla
NAME          READY   UP-TO-DATE   AVAILABLE   AGE
buffalo-deployment 1/1     1            1           6h38m
candidate@node-1:~$ kubectl config use-context k8s
Switched to context "k8s".
candidate@node-1:~$ kubectl edit deploy ckad00017-deployment -n ckad00017
deployment.apps/ckad00017-deployment edited
candidate@node-1:~$ kubectl expose deploy ckad00017-deployment -n ckad0001
ckad00014 ckad00015 ckad00017
candidate@node-1:~$ kubectl expose deploy ckad00017-deployment -n ckad0001
ckad00014 ckad00015 ckad00017
candidate@node-1:~$ kubectl expose deploy ckad00017-deployment -n ckad0001
ckad00014 ckad00015 ckad00017
candidate@node-1:~$ kubectl expose deploy ckad00017-deployment -n ckad0001
ckad00014 ckad00015 ckad00017
candidate@node-1:~$ kubectl expose deploy ckad00017-deployment -n ckad0001
ckad00014 ckad00015 ckad00017
candidate@node-1:~$ kubectl expose deploy ckad00017-deployment -n ckad0001
ckad00014 ckad00015 ckad00017
candidate@node-1:~$ kubectl expose deploy ckad00017-deployment -n ckad0001
ckad00014 ckad00015 ckad00017
candidate@node-1:~$ kubectl expose deploy ckad00017-deployment -n ckad0001
ckad00014 ckad00015 ckad00017
candidate@node-1:~$ kubectl expose deploy ckad00017-deployment -n ckad0001
ckad00014 ckad00015 ckad00017
candidate@node-1:~$ kubectl expose deploy ckad00017-deployment -n ckad0001 --name=cherry --port=8888 --type=NodePort
service/cherry exposed
candidate@node-1:~$
```

```
candidate@node-1:~$ kubectl get svc
NAME          TYPE          CLUSTER-IP    EXTERNAL-IP    PORT(S)    AGE
kubernetes    ClusterIP     10.96.0.1     <none>         443/TCP    77d
candidate@node-1:~$ kubectl get svc -n ckad00017
NAME          TYPE          CLUSTER-IP    EXTERNAL-IP    PORT(S)    AGE
cherry        NodePort      10.100.100.176 <none>         8888:30683/TCP 24s
candidate@node-1:~$ kubectl expose service deploy ckad00017-deployment -n ckad00017 --name=cherry --port=8888 --type=NodePort
Error from server (NotFound): services "deploy" not found
Error from server (NotFound): services "ckad00017-deployment" not found
candidate@node-1:~$ kubectl get svc -n ckad00017
NAME          TYPE          CLUSTER-IP    EXTERNAL-IP    PORT(S)    AGE
cherry        NodePort      10.100.100.176 <none>         8888:30683/TCP 46s
candidate@node-1:~$
```



```
File Edit View Terminal Tabs Help
candidate@node-1:~$ kubectl expose service deploy ckad00017-deployment -n ckad00017 --name=cherry --port=8888 --type=NodePort
Error from server (NotFound): services "deploy" not found
Error from server (NotFound): services "ckad00017-deployment" not found
candidate@node-1:~$ kubectl get svc -n ckad00017
NAME      TYPE      CLUSTER-IP      EXTERNAL-IP      PORT(S)          AGE
cherry    NodePort  10.100.100.176   <none>           8888:30683/TCP   46s
candidate@node-1:~$ history
 1 vi ~/spicy-pikachu/backend-deployment.yaml
 2 kubectl config use-context sk8s
 3 vim .vimrc
 4 vim ~/spicy-pikachu/backend-deployment.yaml
 5 kubectl apply -f ~/spicy-pikachu/backend-deployment.yaml
 6 kubectl get pods -n staging
 7 kubectl get deploy -n staging
 8 vim ~/spicy-pikachu/backend-deployment.yaml
 9 kubectl config use-context k8s
10 kubectl set serviceaccount deploy app-1 app -n frontend
11 kubectl config use-context k8s
12 vim ~/prompt-escargot/buffalo-deployment.yaml
13 kubectl apply -f ~/prompt-escargot/buffalo-deployment.yaml
14 kubectl get pods -n gorilla
15 kubectl get deploy -n gorilla
16 kubectl config use-context k8s
17 kubectl edit deploy ckad00017-deployment -n ckad00017
18 kubectl expose deploy ckad00017-deployment -n ckad00017 --name=cherry --port=8888 --type=NodePort
19 kubectl get svc
20 kubectl get svc -n ckad00017
21 kubectl expose service deploy ckad00017-deployment -n ckad00017 --name=cherry --port=8888 --type=NodePort
22 kubectl get svc -n ckad00017
23 history
candidate@node-1:~$
```

NEW QUESTION 6

Exhibit:



Context
 A container within the poller pod is hard-coded to connect the nginxsvc service on port 90. As this port changes to 5050 an additional container needs to be added to the poller pod which adapts the container to connect to this new port. This should be realized as an ambassador container within the pod.

Task

- Update the nginxsvc service to serve on port 5050.
- Add an HAproxy container named haproxy bound to port 90 to the poller pod and deploy the enhanced pod. Use the image haproxy and inject the configuration located at /opt/KDMC00101/haproxy.cfg, with a ConfigMap named haproxy-config, mounted into the container so that haproxy.cfg is available at /usr/local/etc/haproxy/haproxy.cfg. Ensure that you update the args of the poller container to connect to localhost instead of nginxsvc so that the connection is correctly proxied to the new service endpoint. You must not modify the port of the endpoint in poller's args . The spec file used to create the initial poller pod is available in /opt/KDMC00101/poller.yaml

- A. Mastered
- B. Not Mastered

Answer: A

Explanation:

Solution:
 apiVersion: apps/v1 kind: Deployment metadata:
 name: my-nginx spec:
 selector:
 matchLabels: run: my-nginx replicas: 2 template: metadata: labels:
 run: my-nginx spec: containers:
 - name: my-nginx image: nginx ports:
 - containerPort: 90

This makes it accessible from any node in your cluster. Check the nodes the Pod is running on: kubectl apply -f ./run-my-nginx.yaml
 kubectl get pods -l run=my-nginx -o wide
 NAME READY STATUS RESTARTS AGE IP NODE
 my-nginx-3800858182-jr4a2 1/1 Running 0 13s 10.244.3.4 kubernetes-minion-905m my-nginx-3800858182-kna2y 1/1 Running 0 13s 10.244.2.5 kubernetes-minion-ljyd Check your pods' IPs:
 kubectl get pods -l run=my-nginx -o yaml | grep podIP podIP: 10.244.3.4
 podIP: 10.244.2.5

NEW QUESTION 7

Exhibit:

Set configuration context:

```
[student@node-1] $ | kubectl config
use-context k8s
```

Context

Developers occasionally need to submit pods that run periodically. Task

Follow the steps below to create a pod that will start at a predetermined time and which runs to completion only once each time it is started:

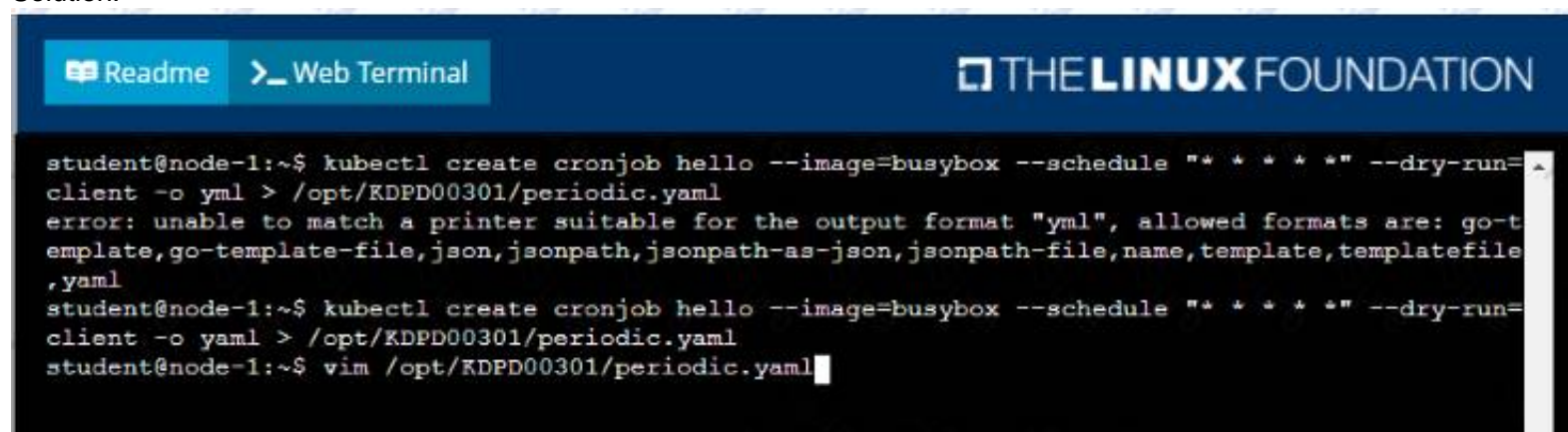
- Create a YAML formatted Kubernetes manifest /opt/KDPD00301/periodic.yaml that runs the following shell command: date in a single busybox container. The command should run every minute and must complete within 22 seconds or be terminated by Kubernetes. The Cronjob name and container name should both be hello
- Create the resource in the above manifest and verify that the job executes successfully at least once

- A. Mastered
- B. Not Mastered

Answer: A

Explanation:

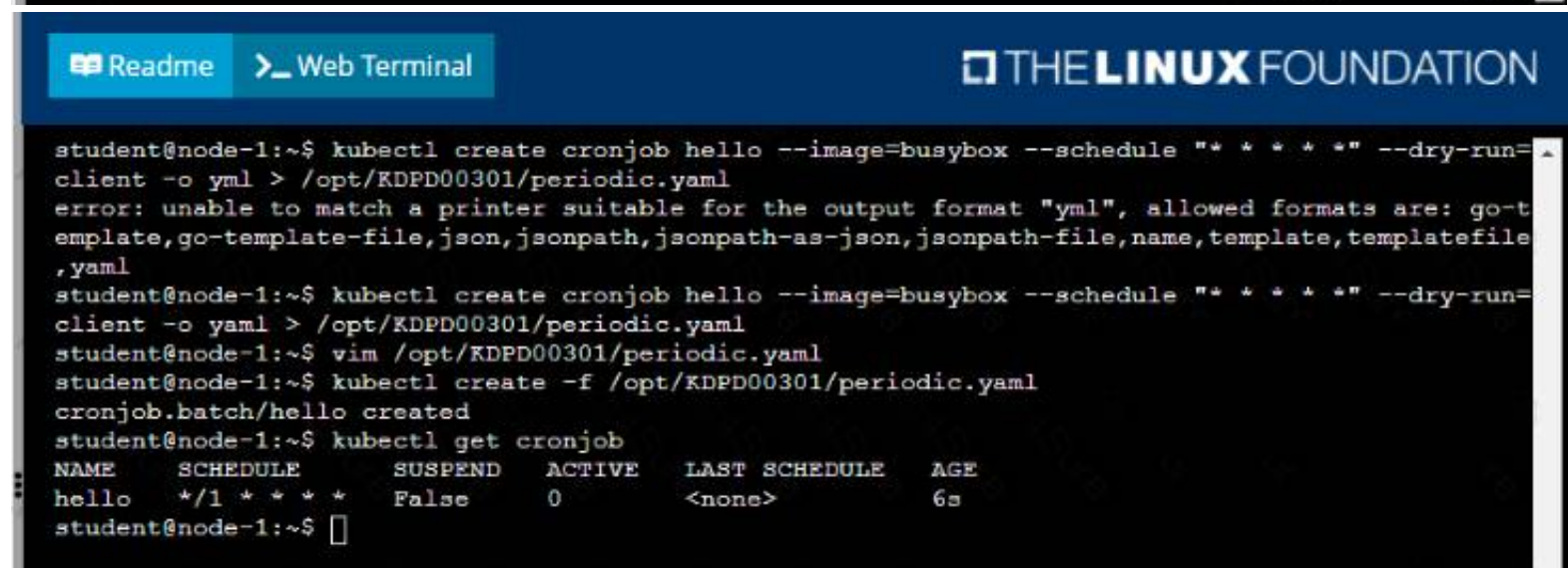
Solution:



```
student@node-1:~$ kubectl create cronjob hello --image=busybox --schedule "* * * * *" --dry-run=
client -o yaml > /opt/KDPD00301/periodic.yaml
error: unable to match a printer suitable for the output format "yaml", allowed formats are: go-t
emplate, go-template-file, json, jsonpath, jsonpath-as-json, jsonpath-file, name, template, templatefile
, yaml
student@node-1:~$ kubectl create cronjob hello --image=busybox --schedule "* * * * *" --dry-run=
client -o yaml > /opt/KDPD00301/periodic.yaml
student@node-1:~$ vim /opt/KDPD00301/periodic.yaml
```



```
apiVersion: batch/v1beta1
kind: CronJob
metadata:
  name: hello
spec:
  jobTemplate:
    metadata:
      name: hello
    spec:
      template:
        spec:
          containers:
            - image: busybox
              name: hello
              args: ["/bin/sh", "-c", "date"]
              restartPolicy: Never
          schedule: '*/* * * * *'
          startingDeadlineSeconds: 22
          concurrencyPolicy: Allow
```



```
student@node-1:~$ kubectl create cronjob hello --image=busybox --schedule "* * * * *" --dry-run=
client -o yaml > /opt/KDPD00301/periodic.yaml
error: unable to match a printer suitable for the output format "yaml", allowed formats are: go-t
emplate, go-template-file, json, jsonpath, jsonpath-as-json, jsonpath-file, name, template, templatefile
, yaml
student@node-1:~$ kubectl create cronjob hello --image=busybox --schedule "* * * * *" --dry-run=
client -o yaml > /opt/KDPD00301/periodic.yaml
student@node-1:~$ vim /opt/KDPD00301/periodic.yaml
student@node-1:~$ kubectl create -f /opt/KDPD00301/periodic.yaml
cronjob.batch/hello created
student@node-1:~$ kubectl get cronjob
NAME      SCHEDULE      SUSPEND   ACTIVE   LAST SCHEDULE   AGE
hello     */1 * * * *   False    0        <none>           6s
student@node-1:~$
```

NEW QUESTION 8

Exhibit:



Given a container that writes a log file in format A and a container that converts log files from format A to format B, create a deployment that runs both containers such that the log files from the first container are converted by the second container, emitting logs in format B.

Task:

- Create a deployment named deployment-xyz in the default namespace, that:
 - Includes a primary lfcncf/busybox:1 container, named logger-dev
 - includes a sidecar lfcncf/fluentd:v0.12 container, named adapter-zen
 - Mounts a shared volume /tmp/log on both containers, which does not persist when the pod is deleted
 - Instructs the logger-dev container to run the command

```
while true; do  
  echo "i luv cncf" >> /  
  tmp/log/input.log;  
  sleep 10;  
done
```

which should output logs to /tmp/log/input.log in plain text format, with example values:

```
i luv cncf  
i luv cncf  
i luv cncf
```

- The adapter-zen sidecar container should read /tmp/log/input.log and output the data to /tmp/log/output.* in Fluentd JSON format. Note that no knowledge of Fluentd is required to complete this task: all you will need to achieve this is to create the ConfigMap from the spec file provided at /opt/KDMC00102/fluentd-configmap.p.yaml, and mount that ConfigMap to /fluentd/etc in the adapter-zen sidecar container

- A. Mastered
- B. Not Mastered

Answer: A

Explanation:

Solution:



Readme
Web Terminal

THE LINUX FOUNDATION

```

apiVersion: apps/v1
kind: Deployment
metadata:
  creationTimestamp: null
  labels:
    app: deployment-xyz
  name: deployment-xyz
spec:
  replicas: 1
  selector:
    matchLabels:
      app: deployment-xyz
  strategy: {}
  template:
    metadata:
      creationTimestamp: null
      labels:
        app: deployment-xyz
    spec:
      containers:
      - image: lfccncf/busybox:1
        name: busybox
        resources: {}
status: {}
~
~
"deployment_xyz.yml" 24L, 434C
3,1
All

```

Readme
Web Terminal


THE LINUX FOUNDATION

```

kind: Deployment
metadata:
  labels:
    app: deployment-xyz
  name: deployment-xyz
spec:
  replicas: 1
  selector:
    matchLabels:
      app: deployment-xyz
  template:
    metadata:
      labels:
        app: deployment-xyz
    spec:
      volumes:
      - name: myvol1
        emptyDir: {}
      containers:
      - image: lfccncf/busybox:1
        name: logger-dev
        volumeMounts:
        - name: myvol1
          mountPath: /tmp/log
      - image: lfccncf/fluentd:v0.12
        name: adapter-zen
3 lines yanked
27,22
Bot

```

Readme
Web Terminal




```

replicas: 1
selector:
  matchLabels:
    app: deployment-xyz
template:
  metadata:
    labels:
      app: deployment-xyz
  spec:
    volumes:
      - name: myvol1
        emptyDir: {}
    containers:
      - image: lfccncf/busybox:1
        name: logger-dev
        command: ["/bin/sh", "-c", "while [ true ]; do echo 'i luv cnf' >> /tmp/log/input.log; sleep 10; done"]
        volumeMounts:
          - name: myvol1
            mountPath: /tmp/log
      - image: lfccncf/fluentd:v0.12
        name: adapter-zen
        command: ["/bin/sh", "-c", "tail -f /tmp/log/input.log >> /tmp/log/output.log"]
        volumeMounts:
          - name: myvol1
            mountPath: /tmp/log

```

29,83 Bot

Readme
Web Terminal



```

metadata:
  labels:
    app: deployment-xyz
spec:
  volumes:
    - name: myvol1
      emptyDir: {}
    - name: myvol2
      configMap:
        name: logconf
  containers:
    - image: lfccncf/busybox:1
      name: logger-dev
      command: ["/bin/sh", "-c", "while [ true ]; do echo 'i luv cnf' >> /tmp/log/input.log; sleep 10; done"]
      volumeMounts:
        - name: myvol1
          mountPath: /tmp/log
    - image: lfccncf/fluentd:v0.12
      name: adapter-zen
      command: ["/bin/sh", "-c", "tail -f /tmp/log/input.log >> /tmp/log/output.log"]
      volumeMounts:
        - name: myvol1
          mountPath: /tmp/log
        - name: myvol2
          mountPath: /fluentd/etc

```

37,33 Bot

```

student@node-1:~$ kubectl create -f deployment_xyz.yml
deployment.apps/deployment-xyz created
student@node-1:~$ kubectl get deployment
NAME          READY   UP-TO-DATE   AVAILABLE   AGE
deployment-xyz 0/1     1            0          5s
student@node-1:~$ kubectl get deployment
NAME          READY   UP-TO-DATE   AVAILABLE   AGE
deployment-xyz 0/1     1            0          9s
student@node-1:~$ kubectl get deployment
NAME          READY   UP-TO-DATE   AVAILABLE   AGE
deployment-xyz 1/1     1            1          12s
student@node-1:~$

```

NEW QUESTION 10

.....

Relate Links

100% Pass Your CKAD Exam with Exambible Prep Materials

<https://www.exambible.com/CKAD-exam/>

Contact us

We are proud of our high-quality customer service, which serves you around the clock 24/7.

Viste - <https://www.exambible.com/>