

Exam Questions 200-301

Cisco Certified Network Associate

<https://www.2passeasy.com/dumps/200-301/>



NEW QUESTION 1

- (Topic 3)

An engineer is configuring remote access to a router from IP subnet 10.139.58.0/28. The domain name, crypto keys, and SSH have been configured. Which configuration enables the traffic on the destination router?

A)

```
interface FastEthernet0/0
 ip address 10.122.49.1 255.255.255.240
 access-group 120 in
```

```
ip access-list extended 120
 permit tcp 10.139.58.0 255.255.255.248 any eq 22
```

B)

```
interface FastEthernet0/0
 ip address 10.122.49.1 255.255.255.252
 ip access-group 110 in
```

```
ip access-list extended 110
 permit tcp 10.139.58.0 0.0.0.15 host 10.122.49.1 eq 22
```

C)

```
interface FastEthernet0/0
 ip address 10.122.49.1 255.255.255.248
 ip access-group 10 in
```

```
ip access-list standard 10
 permit udp 10.139.58.0 0.0.0.7 host 10.122.49.1 eq 22
```

D)

```
interface FastEthernet0/0
 ip address 10.122.49.1 255.255.255.252
 ip access-group 105 in
```

```
ip access-list standard 105
 permit tcp 10.139.58.0 0.0.0.7 eq 22 host 10.122.49.1
```

A. Option A

B. Option B

C. Option C

D. Option D

Answer: B

NEW QUESTION 2

- (Topic 3)

Refer to the exhibit.

```
R1# show ip route
Codes: C - connected, S - static, I - IGRP, R - RIP, M - mobile, B - BGP
       D - EIGRP, EX - EIGRP external, O - OSPF, IA - OSPF inter area
       N1 - OSPF NSSA external type 1, N2 - OSPF NSSA external type 2
       E1 - OSPF external type 1, E2 - OSPF external type 2, E - EGP
       i - IS-IS, L1 - IS-IS level-1, L2 - IS-IS level-2, * - candidate
default
       U - per-user static route, o - ODR
Gateway of last resort is not set
C 192.168.3.5 is directly connected, Loopback0
  10.0.0.0/8 is variably subnetted, 4 subnets, 2 masks
O   10.0.1.3/32 [110/100] via 192.168.0.40, 00:39:08, Serial0
C   10.0.1.0/24 is directly connected, Serial0
O   10.0.1.190/32 [110/5] via 192.168.0.35, 00:39:08, Serial0
O   10.0.1.0/24 [110/10] via 192.168.0.4, 00:39:08, Gigabit Ethernet 0/0
D   10.0.1.0/28 [90/10] via 192.168.0.7, 00:39:08, Gigabit Ethernet 0/0
```

Traffic sourced from the loopback0 Interface is trying to connect via ssh to the host at 10.0.1.15. What Is the next hop to the destination address?

- A. 192.168.0.7
- B. 192.168.0.4
- C. 192.168.0.40
- D. 192.168.3.5

Answer: B

NEW QUESTION 3

- (Topic 3)

Refer to the exhibit.

```
Switch2# show lldp
Global LLDP Information
  Status: ACTIVE
  LLDP advertisements are sent every 30 seconds
  LLDP hold time advertised is 120 seconds
  LLDP interface reinitialization delay is 2 seconds
```

A network engineer must update the configuration on Switch2 so that it sends LLDP packets every minute and the information sent via LLDP is refreshed every 3 minutes Which configuration must the engineer apply?

A)

```
Switch2(config)#lldp timer 60
Switch2(config)#lldp holdtime 180
```

B)

```
Switch2(config)#lldp timer 60
Switch2(config)#lldp tlv-select 180
```

C)

```
Switch2(config)#lldp timer 1
Switch2(config)#lldp holdtime 3
```

D)

```
Switch2(config)#lldp timer 1
Switch2(config)#lldp tlv-select 3
```

- A. Option A
- B. Option B
- C. Option C
- D. Option D

Answer: A

NEW QUESTION 4

- (Topic 3)

What causes a port to be placed in the err-disabled state?

- A. nothing plugged into the port
- B. link flapping
- C. shutdown command issued on the port
- D. latency

Answer: B

NEW QUESTION 5

- (Topic 3)

What is a function of Opportunistic Wireless Encryption in an environment?

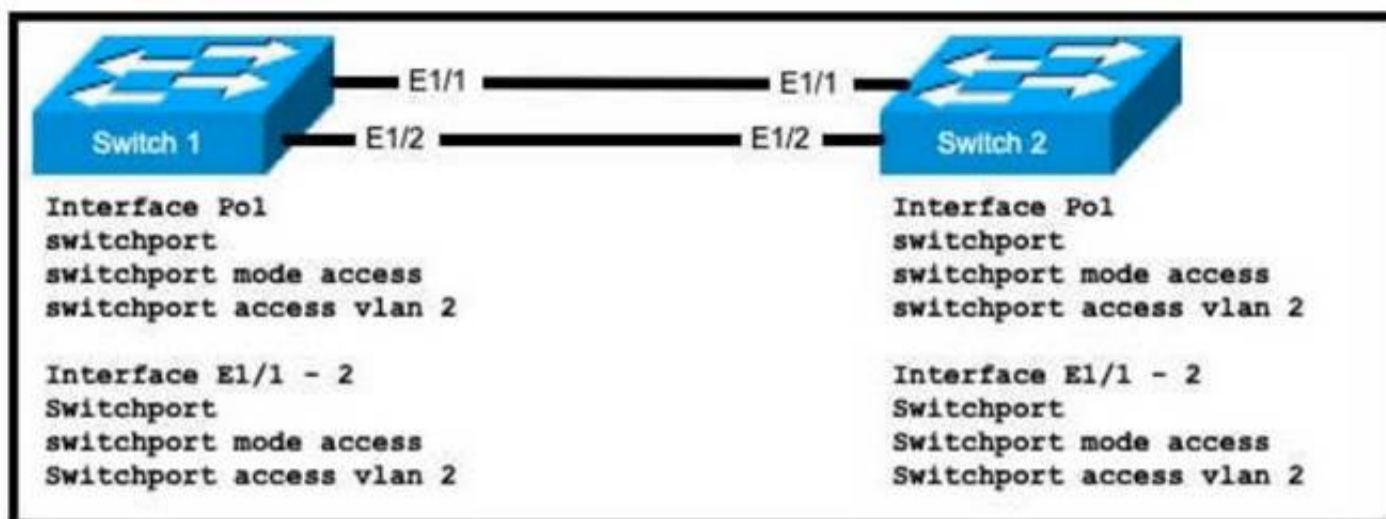
- A. offer compression
- B. increase security by using a WEP connection
- C. provide authentication
- D. protect traffic on open networks

Answer: D

NEW QUESTION 6

- (Topic 3)

Refer to the exhibit.



An engineer is configuring an EtherChannel using LACP between Switches 1 and 2 Which configuration must be applied so that only Switch 1 sends LACP initiation packets?

- A. Switch 1 (config-if)#channel-group 1 mode on Swrtch2(config-if)#channel-group 1 mode passive
- B. Switch1(config-if)#channel-group 1 mode passive Switch2(config-if)#channel-group 1 mode active
- C. Switch1{config-if)#channel-group 1 mode active Switch2(config-if)#channel-group 1 mode passive
- D. Switch1(config-if)#channel-group 1 mode on Switch2(config-if)#channel-group 1 mode active

Answer: C

NEW QUESTION 7

- (Topic 3)

R1 as an NTP server must have:

- NTP authentication enabled
- NTP packets sourced from Interface loopback 0
- NTP stratum 2
- NTP packets only permitted to client IP 209.165.200.225

How should R1 be configured?

A)

```
ntp authenticate
ntp authentication-key 2 md5 CISCO123
ntp source Loopback0
nntp access-group server-only 10
ntp master 2
!
access-list 10 permit 209.165.200.225
```

B)

```
ntp authenticate
ntp authentication-key 2 md5 CISCO123
ntp source Loopback0
ntp access-group server-only 10
ntp stratum 2
!
access-list 10 permit udp host 209.165.200.225 any eq 123
```

C)

```
ntp authenticate
ntp authentication-key 2 sha1 CISCO123
ntp source Loopback0
ntp access-group server-only 10
ntp master 2
!
access-list 10 permit udp host 209.165.200.225 any eq 123
```

D)

```
ntp authenticate
ntp authentication-key 2 md5 CISCO123
ntp interface Loopback0
nto access-aroup server-only 10
```

- A. Option A
- B. Option B
- C. Option C
- D. Option D

Answer: B

NEW QUESTION 8

- (Topic 3)

Which interface mode must be configured to connect the lightweight APs in a centralized architecture?

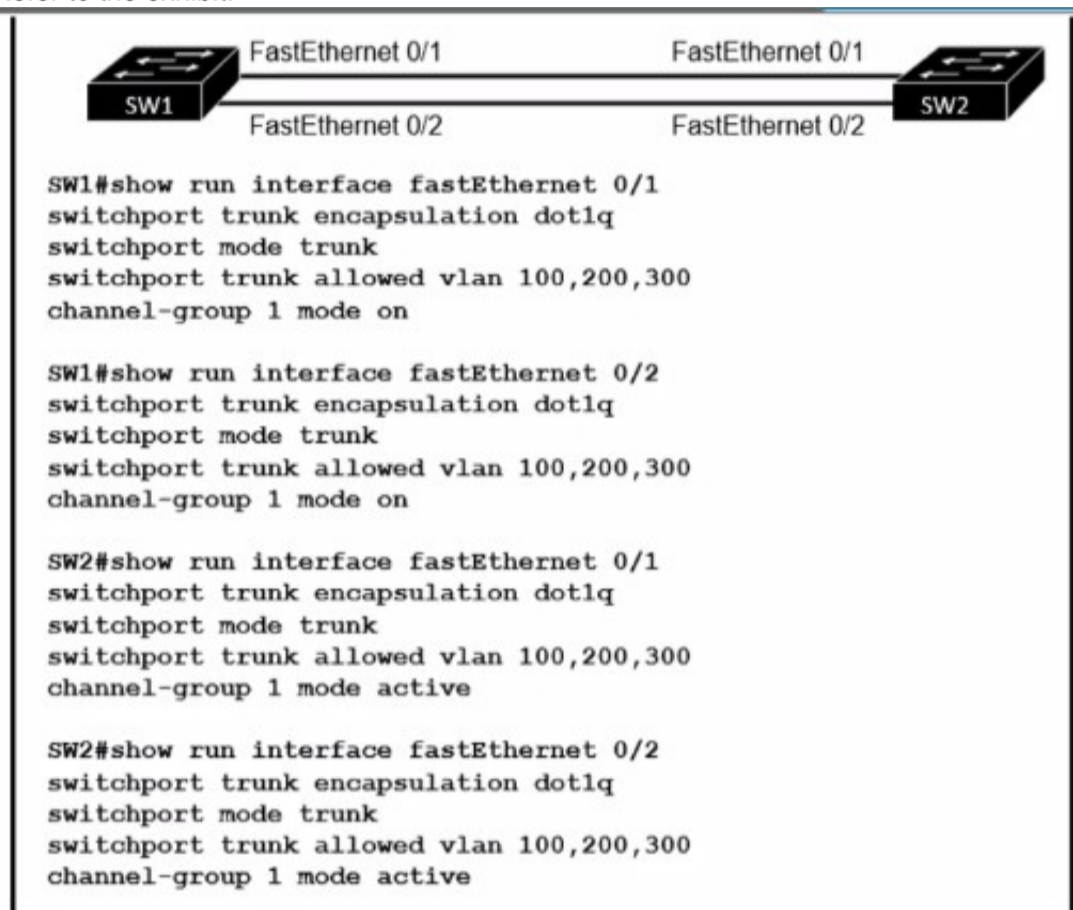
- A. WLAN dynamic
- B. management
- C. trunk
- D. access

Answer: D

NEW QUESTION 9

- (Topic 3)

Refer to the exhibit.



An engineer built a new L2 LACP EtherChannel between SW1 and SW2 and executed these show commands to verify the work. Which additional task allows the two switches to establish an LACP port channel?

- A. Change the channel-group mode on SW2 to auto
- B. Change the channel-group mode on SW1 to desirable.
- C. Configure the interface port-channel 1 command on both switches.
- D. Change the channel-group mode on SW1 to active or passive.

Answer: D

NEW QUESTION 10

- (Topic 3)

Which protocol uses the SSL?

- A. HTTP
- B. SSH
- C. HTTPS
- D. Telnet

Answer: C

NEW QUESTION 10

- (Topic 3)

Refer to the exhibit.

A# show ip ospf neighbor						
Neighbor ID	Pri	State	Dead Time	Address	Interface	
172.1.1.1	1	EXCHANGE/	- 00:00:36	172.16.32.1	Serial0.1	

An engineer assumes a configuration task from a peer Router A must establish an OSPF neighbor relationship with neighbor 172.1.1.1 The output displays the status of the adjacency after 2 hours. What is the next step in the configuration process for the routers to establish an adjacency?

- A. Configure router A to use the same MTU size as router B.
- B. Set the router B OSPF ID to a nonhost address.
- C. Configure a point-to-point link between router A and router B.
- D. Set the router B OSPF ID to the same value as its IP address

Answer: B

NEW QUESTION 13

- (Topic 3)

A network engineer must configure two new subnets using the address block 10.70.128.0/19 to meet these requirements:

- The first subnet must support 24 hosts
- The second subnet must support 472 hosts
- Both subnets must use the longest subnet mask possible from the address block

Which two configurations must be used to configure the new subnets and meet a requirement to use the first available address in each subnet for the router interfaces? (Choose two)

- A. interface vlan 123 ip address 10.70.159.1 255.255.254.0
- B. interface vlan 1148 ip address 10.70.148.1 255.255.254.0
- C. interface vlan 4722 ip address 10.70.133.17 255.255.255.192
- D. interface vlan 3002 ip address 10.70.147.17 255.255.255.224
- E. interface vlan 155 ip address 10.70.155.65 255.255.255.224

Answer: BD

NEW QUESTION 18

DRAG DROP - (Topic 3)

Drag and drop the descriptions of AAA services from the left onto the corresponding services on the right.

allows the user to change to enable mode

limits the user's access permissions

logs session statistics

records user commands

secures access to routers

validates user credentials

Accounting

Authentication

Authorization

- A. Mastered
- B. Not Mastered

Answer: A

Explanation:

allows the user to change to enable mode

limits the user's access permissions

logs session statistics

records user commands

secures access to routers

validates user credentials

Accounting

records user commands

logs session statistics

Authentication

validates user credentials

allows the user to change to enable mode

Authorization

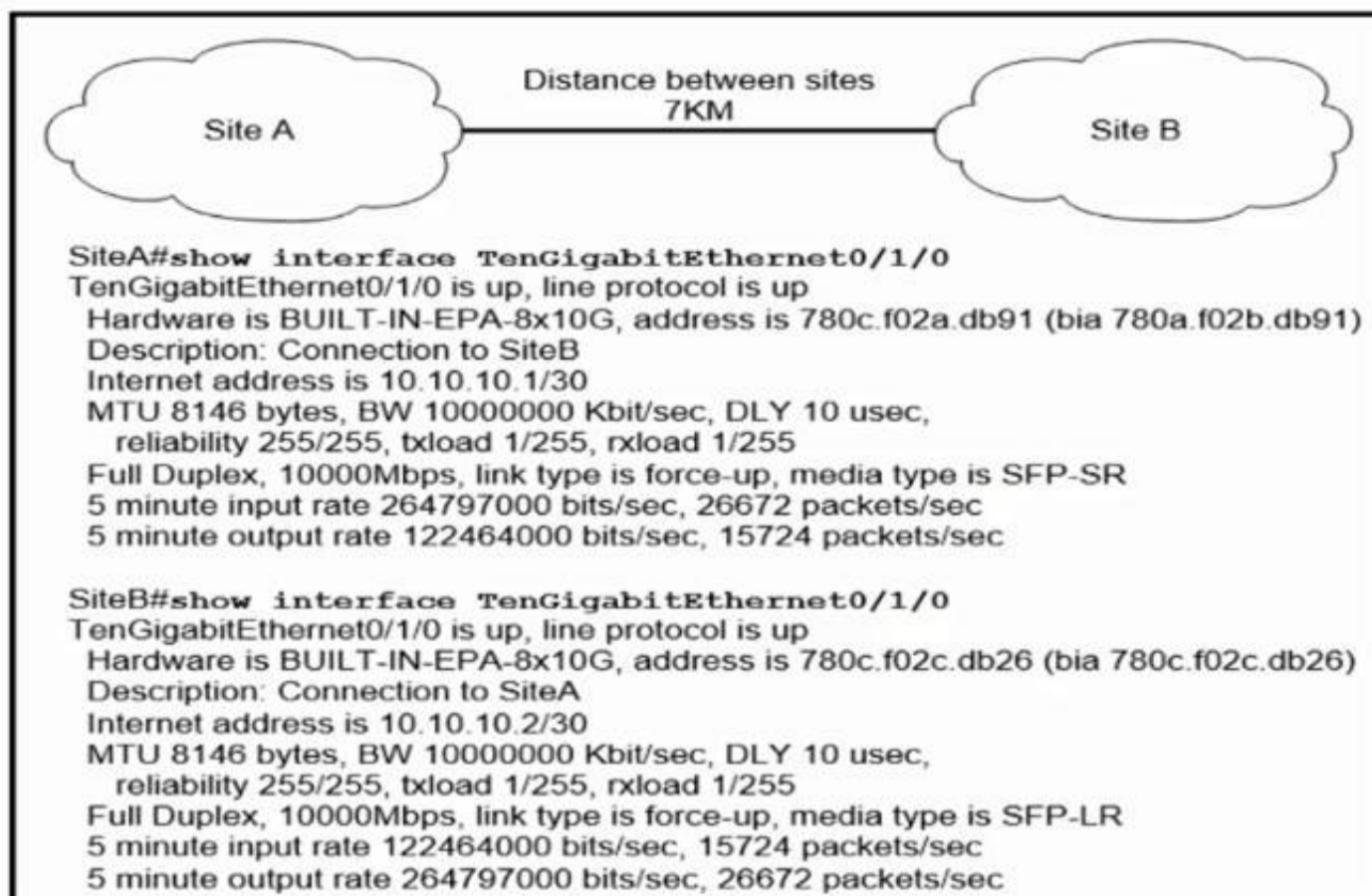
limits the user's access permissions

secures access to routers

NEW QUESTION 19

- (Topic 3)

Refer to the exhibit.



Site A was recently connected to site B over a new single-mode fiber path. Users at site A report Intermittent connectivity Issues with applications hosted at site B. What is the reason for the problem?

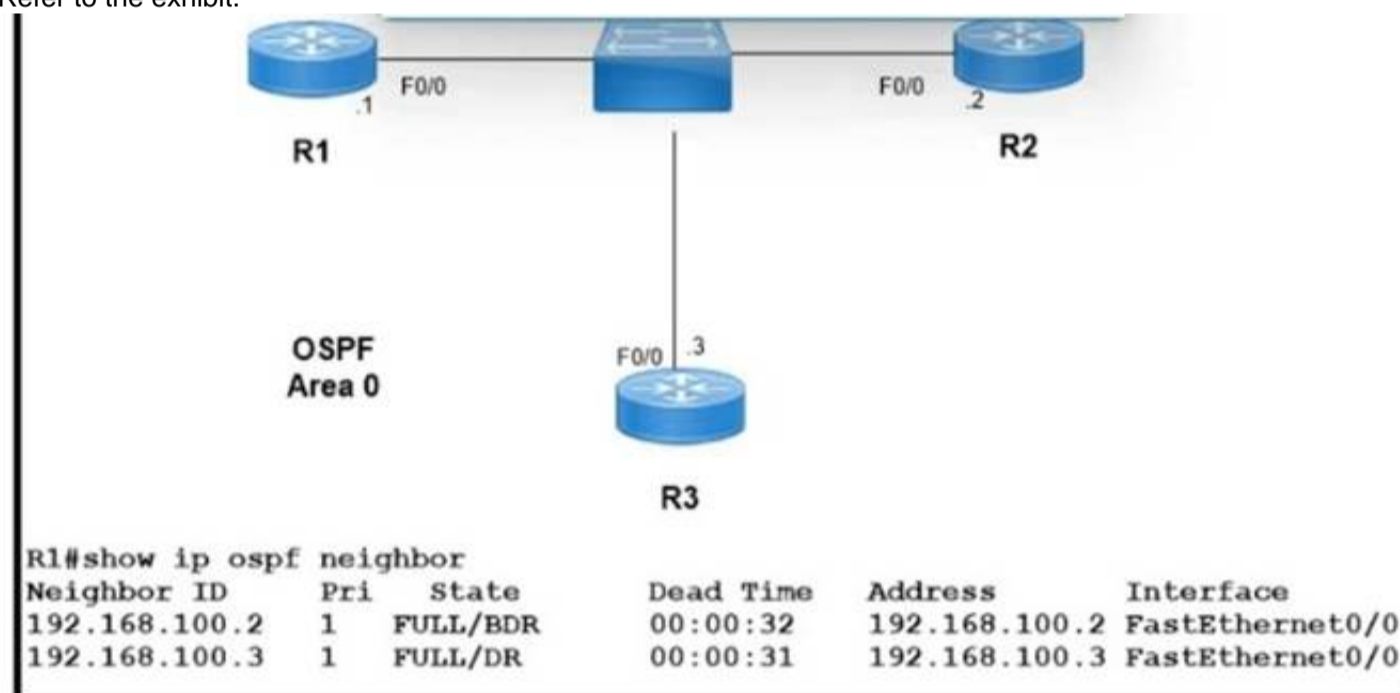
- A. Heavy usage is causing high latency.
- B. An incorrect type of transceiver has been inserted into a device on the link.
- C. physical network errors are being transmitted between the two sites.
- D. The wrong cable type was used to make the connection.

Answer: B

NEW QUESTION 22

- (Topic 3)

Refer to the exhibit.



Which two configurations must the engineer apply on this network so that R1 becomes the DR? (Choose two.)

A)

```

R1(config)#router ospf 1
R1(config-router)#router-id 192.168.100.1
  
```

B)

```

R1(config)#interface fastethernet 0/0
R1(config-if)#ip ospf priority 200
  
```

C)

```

R3(config)#interface fastethernet 0/0
R3(config-if)#ip ospf priority 0
  
```

D)

```

R1(config)#interface fastethernet 0/0
R1(config-if)#ip ospf priority 0
  
```

E)

```
R3(config)#interface fastethernet 0/0
R3(config-if)#ip ospf priority 200
```

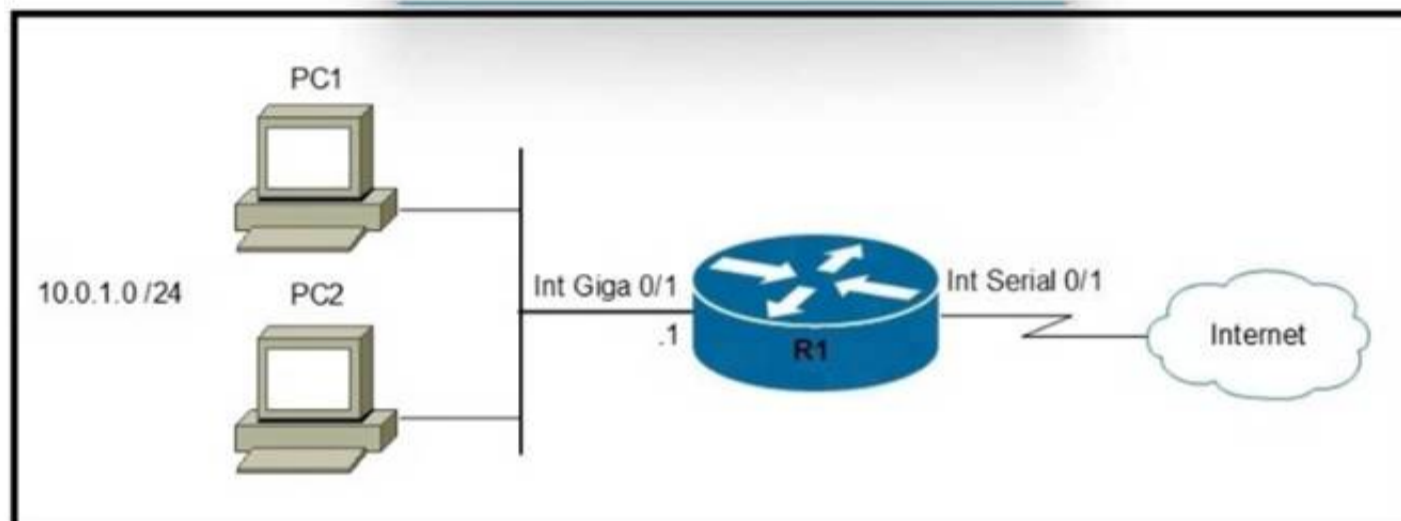
- A. Option A
- B. Option B
- C. Option C
- D. Option D
- E. Option E

Answer: BC

NEW QUESTION 27

- (Topic 3)

Refer to the exhibit.



Which two commands must be configured on router R1 to enable the router to accept secure remote-access connections? (Choose two)

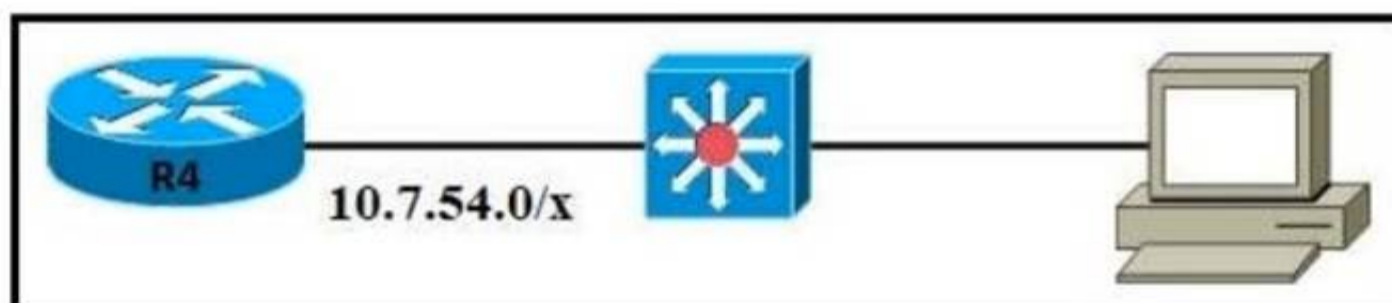
- A. transport input telnet
- B. crypto key generate rsa
- C. ip ssh pubkey-chain
- D. login console
- E. username cisco password 0 Cisco

Answer: BE

NEW QUESTION 28

- (Topic 3)

Refer to the exhibit.



The router has been configured with a supernet to accommodate the requirement for 380 users on a subnet. The requirement already considers 30% future growth. Which configuration verifies the IP subnet on router R4?

A)

```
Subnet: 10.7.54.0
Subnet mask: 255.255.254.0
Broadcast address: 10.7.54.255
Usable IP address range: 10.7.54.1 - 10.7.55.254
```

B)

```
Subnet: 10.7.54.0
Subnet mask: 255.255.254.0
Broadcast address: 10.7.55.255
Usable IP address range: 10.7.54.1 - 10.7.55.254
```

C)

```
Subnet: 10.7.54.0
Subnet mask: 255.255.128.0
Broadcast address: 10.7.55.255
Usable IP address range: 10.7.54.1 - 10.7.55.254
```

D)

Subnet: 10.7.54.0
Subnet mask: 255.255.255.0
Broadcast address: 10.7.54.255
Usable IP address range: 10.7.54.1 - 10.7.55.254

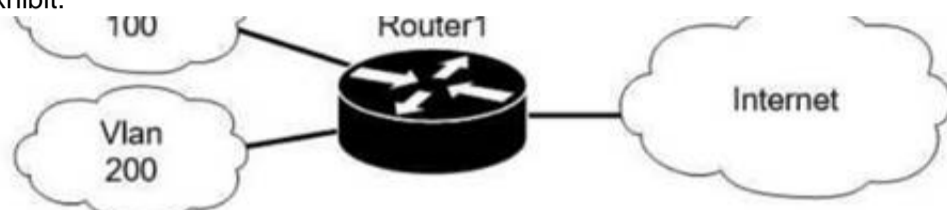
- A. Option A
- B. Option B
- C. Option C
- D. Option D

Answer: B

NEW QUESTION 33

- (Topic 3)

Refer to the exhibit.



```
Router1(config)#interface GigabitEthernet0/0
Router1(config-if)#ip address 209.165.200.225 255.255.255.224
Router1(config-if)#ip nat outside
Router1(config)#interface GigabitEthernet0/1
Router1(config-if)#ip nat inside
Router1(config)#interface GigabitEthernet0/1.100
Router1(config-if)#encapsulation dot1Q 100
Router1(config-if)#ip address 10.10.10.1 255.255.255.0
Router1(config)#interface GigabitEthernet0/1.200
Router1(config-if)#encapsulation dot1Q 200
Router1(config-if)#ip address 10.10.20.1 255.255.255.0
Router1(config)#ip access-list standard NAT_INSIDE_RANGES
Router1(config-std-nacl)#permit 10.10.10.0 0.0.0.255
Router1(config)#ip nat inside source list NAT_INSIDE_RANGES interface GigabitEthernet0/0 overload
```

Users on existing VLAN 100 can reach sites on the Internet. Which action must the administrator take to establish connectivity to the Internet for users in VLAN 200?

- A. Define a NAT pool on the router.
- B. Configure static NAT translations for VLAN 200.
- C. Configure the ip nat outside command on another interface for VLAN 200.
- D. Update the NAT INSIDF RANGFS ACL

Answer: B

NEW QUESTION 37

- (Topic 3)

Refer to the exhibit.

```
TenGigabitEthernet0/0/0 is up, line protocol is up
Hardware is BUILT-IN-2T+6X1GE, address is 74a0.2f7a.0123 (bia 74a0.2f7a.0123)
Description: Uplink
Internet address is 10.1.1.1/24
MTU 1500 bytes, BW 10000000 Kbit/sec, DLY 10 usec,
    reliability 255/255, txload 1/255, rxload 1/255
Encapsulation ARPA, loopback not set
Keepalive not supported
Full Duplex, 10000Mbps, link type is force-up, media type is unknown media type
output flow-control is on, input flow-control is on
ARP type: ARPA, ARP Timeout 04:00:00
Last input 00:00:00, output 00:05:40, output hang never
Last clearing of "show interface" counters never
Input queue: 0/375/0/0 (size/max/drops/flushes); Total output drops: 0
Queueing strategy: fifo
Output queue: 0/40 (size/max)
5 minute input rate 6160000 bits/sec, 1113 packets/sec
5 minute output rate 11213000 bits/sec, 1553 packets/sec
 12662416065 packets input, 12607032232894 bytes, 0 no buffer
Received 14117163 broadcasts (0 IP multicasts)
 0 runs, 0 giants, 0 throttles
 0 input errors, 0 CRC, 0 frame, 0 overrun, 0 ignored
 0 watchdog, 26271385 multicast, 0 pause input
7907779058 packets output, 5073750426832 bytes, 0 underruns
 0 output errors, 8662416065 collisions, 1 interface resets
 0 unknown protocol drops
 0 babbles, 0 late collision, 0 deferred
 0 lost carrier, 0 no carrier, 0 pause output
 0 output buffer failures, 0 output buffers swapped out
 1 carrier transitions
```

Traffic that is flowing over interface TenGigabitEthernet0/0 experiences slow transfer speeds. What is the reason for the issue?

- A. heavy traffic congestion
- B. a duplex incompatibility

- C. a speed conflict
- D. queuing drops

Answer: C

NEW QUESTION 39

- (Topic 3)

Which QoS per-hop behavior changes the value of the ToS field in the IPv4 packet header?

- A. shaping
- B. classification
- C. policing
- D. marking

Answer: D

NEW QUESTION 40

- (Topic 3)

Refer to the exhibit.

EIGRP	10.10.10.0/24[90/1441]	via	F0/10
EIGRP	10.10.10.0/24[90/144]	via	F0/11
EIGRP	10.10.10.0/24[90/1441]	via	F0/12
OSPF	10.10.10.0/24[110/20]	via	F0/13
OSPF	10.10.10.0/24[110/30]	via	F0/14

Packets received by the router from BGP enter via a serial interface at 209.165.201.10. Each route is present within the routing table. Which interface is used to forward traffic with a destination IP of 10.10.10.24?

- A. F0/10
- B. F0/11
- C. F0/12
- D. F0/13

Answer: B

NEW QUESTION 45

- (Topic 3)

Refer to the exhibit.

RIP	10.1.1.16/28[120/5]	via	F0/0
OSPF	10.1.1.0/24[110/30]	via	F0/1
OSPF	10.1.1.0/24[110/40]	via	F0/2
EIGRP	10.1.0.0/26[90/20]	via	F0/3
EIGRP	10.0.0.0/8 [90/133]	via	F0/4

Packets received by the router from BGP enter via a serial interface at 209 165 201 1 Each route is present within the routing table Which interface is used to forward traffic with a destination IP of 10.1.1.19?

- A. F0/4
- B. F0/0
- C. F0/1
- D. F0/3

Answer: B

NEW QUESTION 48

FILL IN THE BLANK - (Topic 3)

Refer to the exhibit.

209.165.201.0/27 is subnetted, 1 subnets
 B 209.165.201.0 [20/0] via 10.10.12.2, 02:26:33
 209.165.202.0/27 is subnetted, 1 subnets
 B 209.165.202.128 [20/0] via 10.10.12.2, 02:26:03
 10.0.0.0/8 is variably subnetted, 8 subnets, 4 masks
 C 10.10.10.0/28 is directly connected, GigabitEthernet0/0
 C 10.10.11.0/30 is directly connected, FastEthernet2/0
 C 10.10.12.0/30 is directly connected, GigabitEthernet0/1
 O 10.10.13.0/25 [110/2] via 10.10.10.1, 00:00:04, GigabitEthernet0/0
 O 10.10.13.128/28 [110/2] via 10.10.10.1, 00:00:04, GigabitEthernet0/0
 O 10.10.13.144/28 [110/2] via 10.10.10.1, 00:00:04, GigabitEthernet0/0
 O 10.10.13.160/29 [110/2] via 10.10.10.1, 00:00:04, GigabitEthernet0/0
 O 10.10.13.208/29 [110/2] via 10.10.10.1, 00:00:04, GigabitEthernet0/0
 S* 0.0.0.0/0 [1/0] via 10.10.11.2

Drag and drop the prefix lengths from the left onto the corresponding prefixes on the right Not all prefixes are used

- A. Mastered
- B. Not Mastered

Answer: A

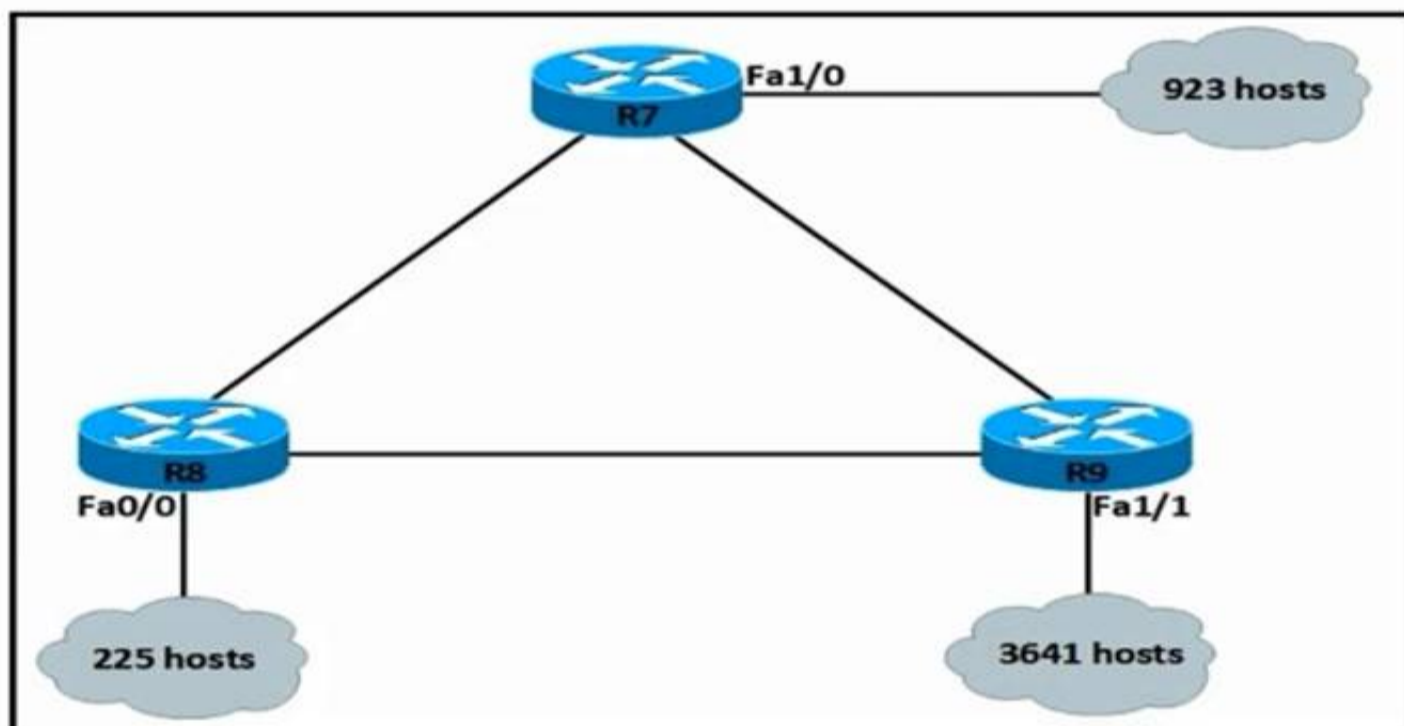
Explanation:

Diagram Description automatically generated with low confidence

NEW QUESTION 51

- (Topic 3)

Refer to the exhibit.



An IP subnet must be configured on each router that provides enough addresses for the number of assigned hosts and anticipates no more than 10% growth for now hosts. Which configuration script must be used?

A)

```

R7#
configure terminal
interface Fa1/0
ip address 10.1.56.1 255.255.252.0
no shutdown
  
```

```

R8#
configure terminal
interface Fa0/0
ip address 10.9.32.1 255.255.255.0
no shutdown
  
```

```

R9#
configure terminal
interface Fa1/1
ip address 10.23.96.1 255.255.240.0
no shutdown
  
```

B)

```
R7#  
configure terminal  
interface Fa1/0  
ip address 10.1.56.1 255.255.248.0  
no shutdown
```

```
R8#  
configure terminal  
interface Fa0/0  
ip address 10.9.32.1 255.255.254.0  
no shutdown
```

```
R9#  
configure terminal  
interface Fa1/1  
ip address 10.23.96.1 255.255.248.0  
no shutdown
```

C)

```
R7#  
configure terminal  
interface Fa1/0  
ip address 10.1.56.1 255.255.240.0  
no shutdown  
  
R8#  
configure terminal  
interface Fa0/0  
ip address 10.9.32.1 255.255.224.0  
no shutdown  
  
R9#  
configure terminal  
interface Fa1/1  
ip address 10.23.96.1 255.255.192.0  
no shutdown
```

D)

```
R7#  
configure terminal  
interface Fa1/0  
ip address 10.1.56.1 255.255.192.0  
no shutdown  
  
R8#  
configure terminal  
interface Fa0/0  
ip address 10.9.32.1 255.255.224.0  
no shutdown  
  
R9#  
configure terminal  
interface Fa1/1  
ip address 10.23.96.1 255.255.128.0  
no shutdown
```

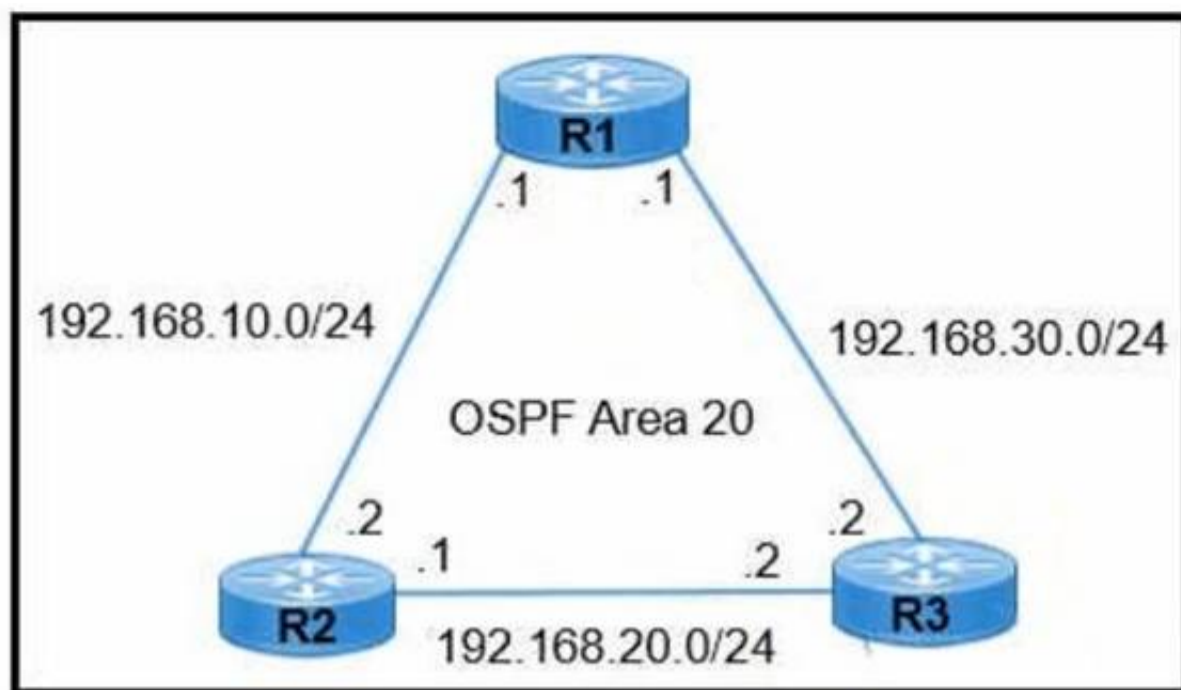
- A. Option A
- B. Option B
- C. Option C
- D. Option D

Answer: C

NEW QUESTION 55

- (Topic 3)

Refer to the exhibit.



R1 learns all routes via OSPF Which command configures a backup static route on R1 to reach the 192.168.20.0/24 network via R3?

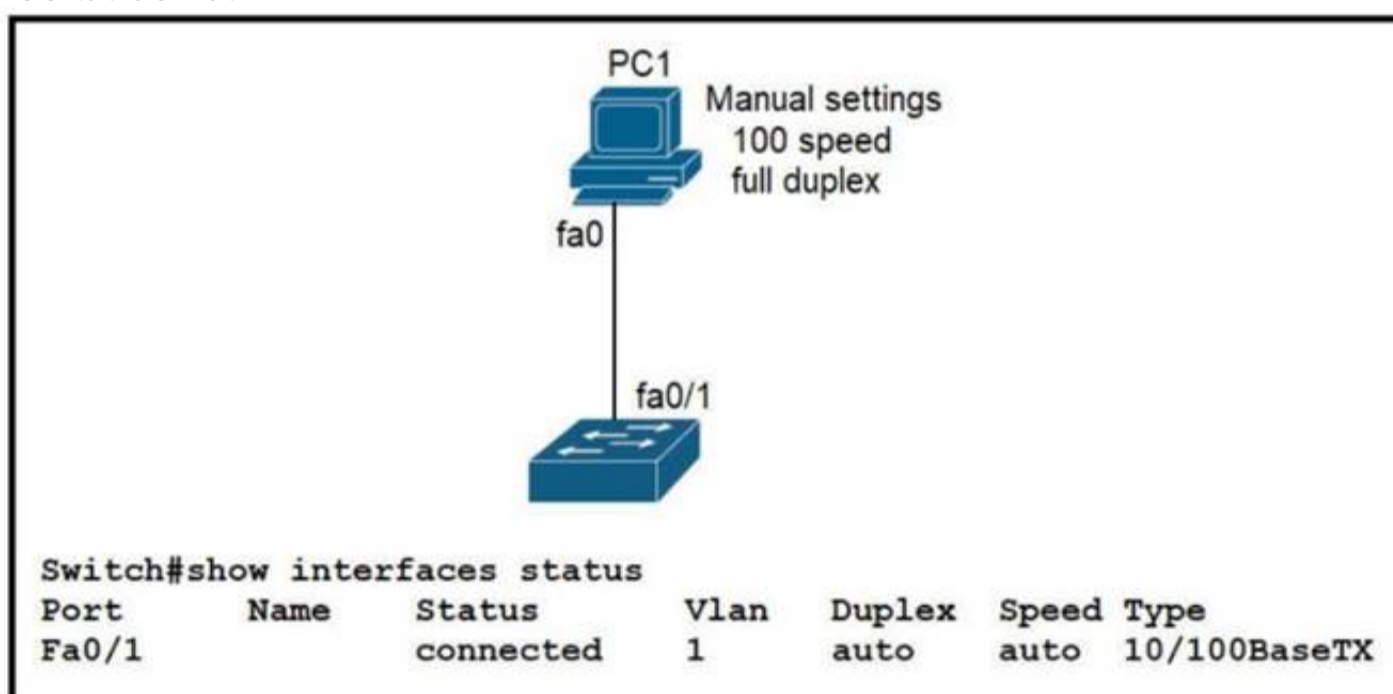
- A. R1(config)#ip route 192.168.20.0 255.255.0.0 192.168.30.2
- B. R1(config)#ip route 192.168.20.0 255.255.255.0 192.168.30.2 90
- C. R1(config)#ip route 192.168.20.0 255.255.255.0 192.168.30.2 111
- D. R1(config)#ip route 192.168.20.0 255.255.255.0 192.168.30.2

Answer: C

NEW QUESTION 56

- (Topic 3)

Refer to the exhibit.



The link between PC1 and the switch is up. but it is performing poorly. Which interface condition is causing the performance problem?

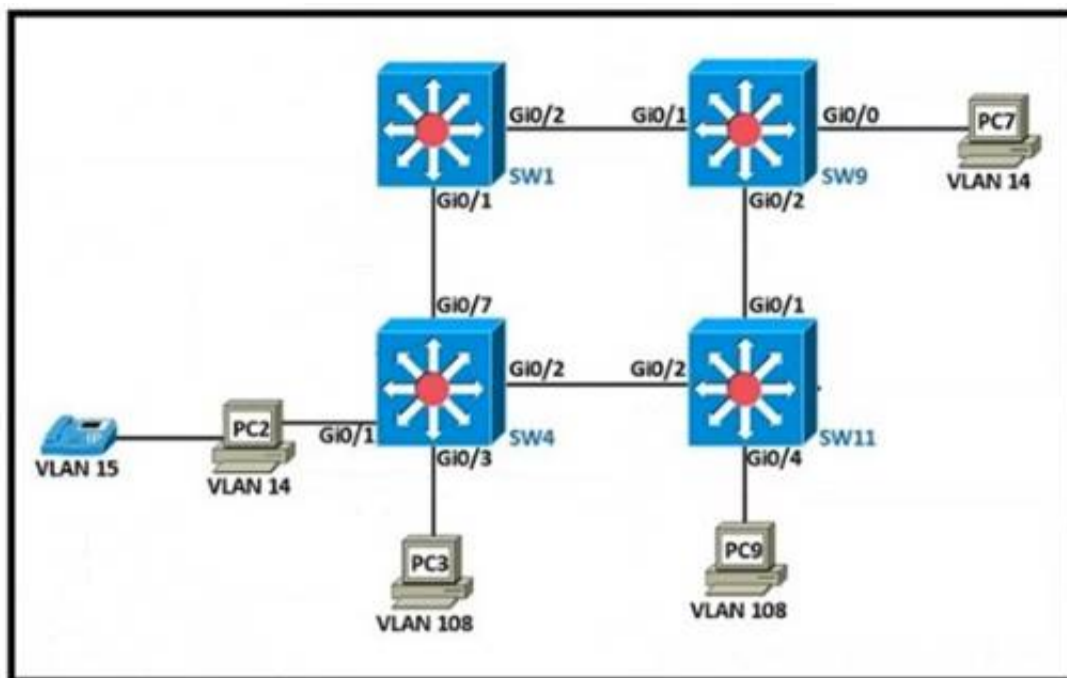
- A. There is a duplex mismatch on the interface
- B. There is an issue with the fiber on the switch interface.
- C. There is a speed mismatch on the interface.
- D. There is an interface type mismatch

Answer: A

NEW QUESTION 57

- (Topic 3)

Refer to the exhibit.



The following must be considered:

- SW1 is fully configured for all traffic
- The SW4 and SW9 links to SW1 have been configured
- The SW4 interface Gi0/1 and Gi0/0 on SW9 have been configured
- The remaining switches have had all VLANs added to their VLAN database

Which configuration establishes a successful ping from PC2 to PC7 without interruption to traffic flow between other PCs?

A)

```
SW4#
interface Gi0/2
switchport mode trunk
switchport trunk allowed vlan 14

SW11#
interface Gi0/1
switchport mode trunk
switchport trunk allowed vlan 14

SW9#
interface Gi0/2
switchport mode trunk
switchport trunk allowed vlan 108
```

B)

```
SW4#
interface Gi0/2
switchport mode trunk
switchport trunk allowed vlan 14

SW11#
interface Gi0/1
switchport mode trunk
switchport trunk allowed vlan 14

SW9#
interface Gi0/2
switchport mode trunk
switchport trunk allowed vlan 108
```

C)

```
SW4#  
interface Gi0/2  
switchport mode trunk  
switchport trunk allowed vlan 14,108  
  
SW11#  
interface Gi0/2  
switchport mode trunk  
switchport trunk allowed vlan 14,108  
!  
interface Gi0/1  
switchport mode trunk  
switchport trunk allowed vlan 14,108  
  
SW9#  
interface Gi0/2  
switchport mode trunk  
switchport trunk allowed vlan 14
```

D)

```
SW4#  
interface Gi0/2  
switchport mode access  
switchport access vlan 14  
  
SW11#  
interface Gi0/2  
switchport mode access  
switchport access vlan 14  
!  
interface Gi0/0  
switchport mode access  
switchport access vlan 14  
!  
interface Gi0/1  
switchport mode trunk  
  
SW9#  
interface Gi0/2  
switchport mode access  
switchport access vlan 14
```

- A. Option A
- B. Option B
- C. Option C
- D. Option D

Answer: C

NEW QUESTION 58

- (Topic 3)

What is a requirement for nonoverlapping Wi-Fi channels?

- A. different security settings
- B. discontinuous frequency ranges
- C. different transmission speeds
- D. unique SSIDs

Answer: B

NEW QUESTION 61

- (Topic 3)

Refer to the exhibit.

```
R1# show ip route
Codes:
C - connected, S - static, I - IGRP, R - RIP, M - mobile, B - BGP, D -
EIGRP, EX - EIGRP external, O - OSPF, IA - OSPF inter area N1 - OSPF NSSA
external type 1, N2 - OSPF NSSA external type 2, E1 - OSPF external type
1, E2 - OSPF external type 2, E - EGP
i - IS-IS, L1 - IS-IS level-1, L2 - IS-IS level-2, * - candidate default,
U - per-user static route, o - ODR
Gateway of last resort is not set
C 10.0.0.0/8 is directly connected, Loopback0
10.0.0.0/8 is variably subnetted, 4 subnets, 2 masks
O 10.0.1.3/32 [110/100] via 10.0.1.100, 00:39:08, Serial0
C 10.0.1.0/24 is directly connected, Serial0
O 10.0.1.5/32 [110/5] via 10.0.1.50, 00:39:08, Serial0
O 10.0.10.0/24 [110/10] via 10.0.1.4, 00:39:08, Gigabit Ethernet 0/0
D 10.0.10.0/24 [90/10] via 10.0.1.5, 00:39:08, Gigabit Ethernet 0/1
```

Web traffic is coming in from the WAN interface. Which route takes precedence when the router is processing traffic destined for the LAN network at 10.0.10.0/24?

- A. via next-hop 10.0.1.5
- B. via next-hop 10.0.1.4
- C. via next-hop 10.0.1.50
- D. via next-hop 10.0.1.100

Answer: A

NEW QUESTION 66

DRAG DROP - (Topic 3)

Drag and drop the facts about wireless architectures from the left onto the types of access point on the right. Not all options are used.

supports automatic deployment	Autonomous Access Point
managed from a web-based dashboard	
accessible for management via Telnet, SSH, or a web GUI	Cloud-Based Access Point
configured and managed by a WLC	
requires a management IP address	

- A. Mastered
- B. Not Mastered

Answer: A

Explanation:

supports automatic deployment	Autonomous Access Point
managed from a web-based dashboard	
accessible for management via Telnet, SSH, or a web GUI	Cloud-Based Access Point
configured and managed by a WLC	
requires a management IP address	

NEW QUESTION 67

- (Topic 3)

Which two spanning-tree states are bypassed on an interface running PortFast? (Choose two.)

- A. disabled
- B. listening
- C. forwarding
- D. learning
- E. blocking

Answer: BD

NEW QUESTION 70

DRAG DROP - (Topic 3)

An engineer is tasked to configure a switch with port security to ensure devices that forward unicasts multicasts and broadcasts are unable to flood the port The port must be configured to permit only two random MAC addresses at a time Drag and drop the required configuration commands from the left onto the sequence

on the right Not all commands are used.

- switchport mode access
- switchport port-security
- switchport port-security mac-address 0060.3EDD.77AB
- switchport port-security mac-address 00D0.D3ED.622A
- switchport port-security mac-address sticky
- switchport port-security maximum 2
- switchport port-security violation shutdown

- 1
- 2
- 3
- 4

- A. Mastered
- B. Not Mastered

Answer: A

Explanation:

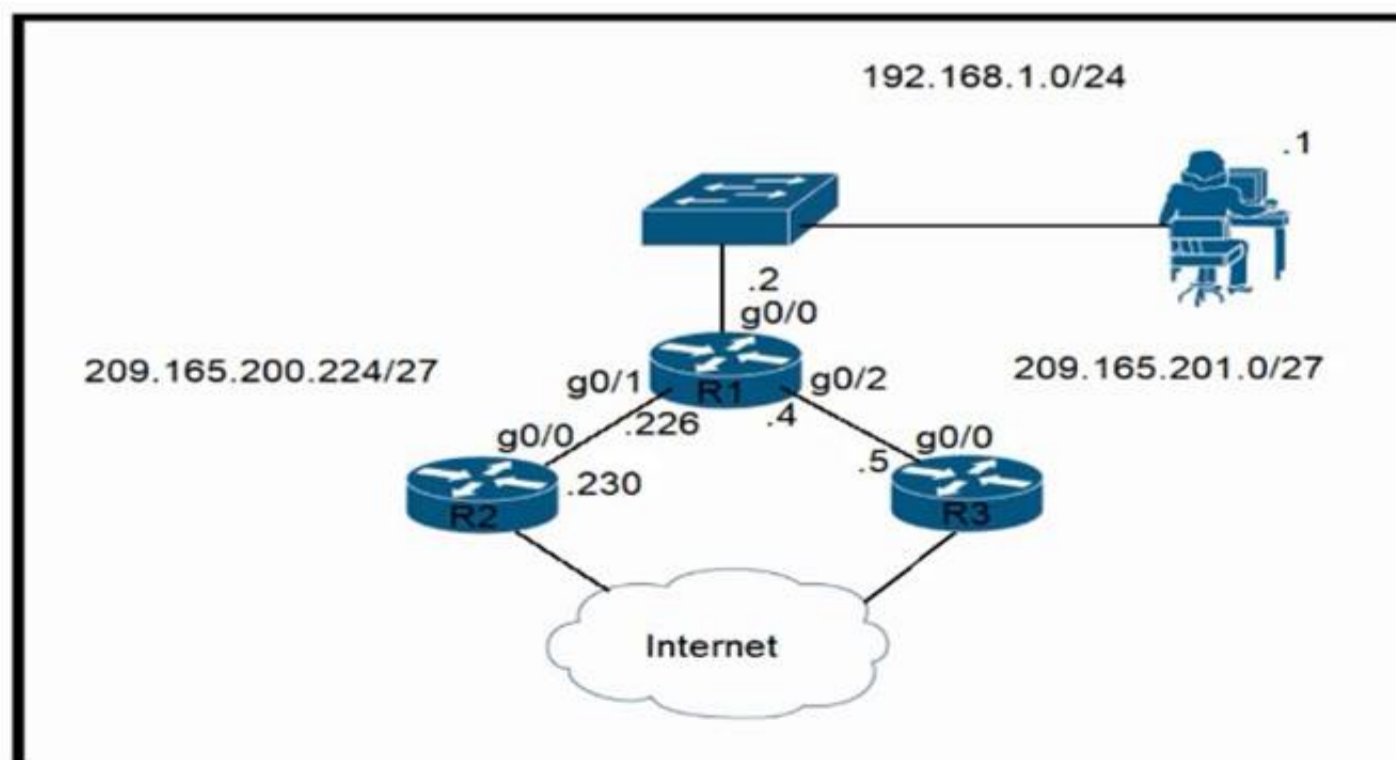
- switchport mode access
- switchport port-security
- switchport port-security mac-address 0060.3EDD.77AB
- switchport port-security mac-address 00D0.D3ED.622A
- switchport port-security mac-address sticky
- switchport port-security maximum 2
- switchport port-security violation shutdown

- switchport port-security
- switchport port-security mac-address sticky
- switchport port-security maximum 2
- switchport port-security violation shutdown

NEW QUESTION 72

- (Topic 3)

Refer to the exhibit.



Router R1 currently is configured to use R3 as the primary route to the Internet, and the route uses the default administrative distance settings. A network engineer must configure R1 so that it uses R2 as a backup, but only if R3 goes down. Which command must the engineer configure on R1 so that it correctly uses R2 as a backup route, without changing the administrative distance configuration on the link to R3?

- A. ip route 0.0.0.0 0.0.0.0 g0/1 1
- B. ip route 0.0.0.0 0.0.0.0 209.165.201.5 10
- C. ip route 0.0.0.0 0.0.0.0 209.165.200.226 1

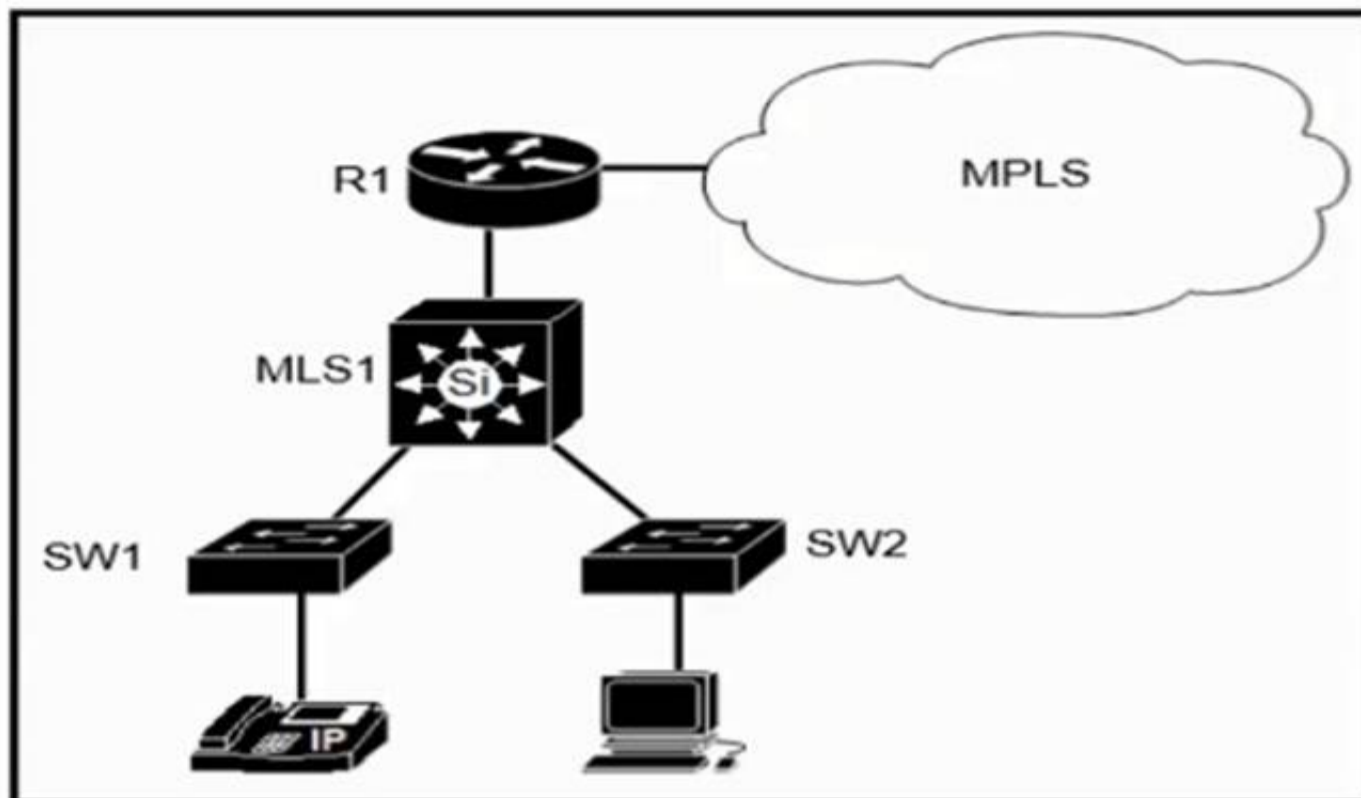
D. ip route 0,0.0.0 0.0.0.0 g0/1 6

Answer: C

NEW QUESTION 77

- (Topic 3)

Refer to the exhibit.



Which plan must be implemented to ensure optimal QoS marking practices on this network?

- A. As traffic traverses MLS1 remark the traffic, but trust all markings at the access layer.
- B. Trust the IP phone markings on SW1 and mark traffic entering SW2 at SW2.
- C. Remark traffic as it traverses R1 and trust all markings at the access layer.
- D. As traffic enters from the access layer on SW1 and SW2. trust all traffic markings.

Answer: C

NEW QUESTION 79

FILL IN THE BLANK - (Topic 3)

Drag and drop the functions of SNMP fault-management from the left onto the definitions on the right.

- A. Mastered
- B. Not Mastered

Answer: A

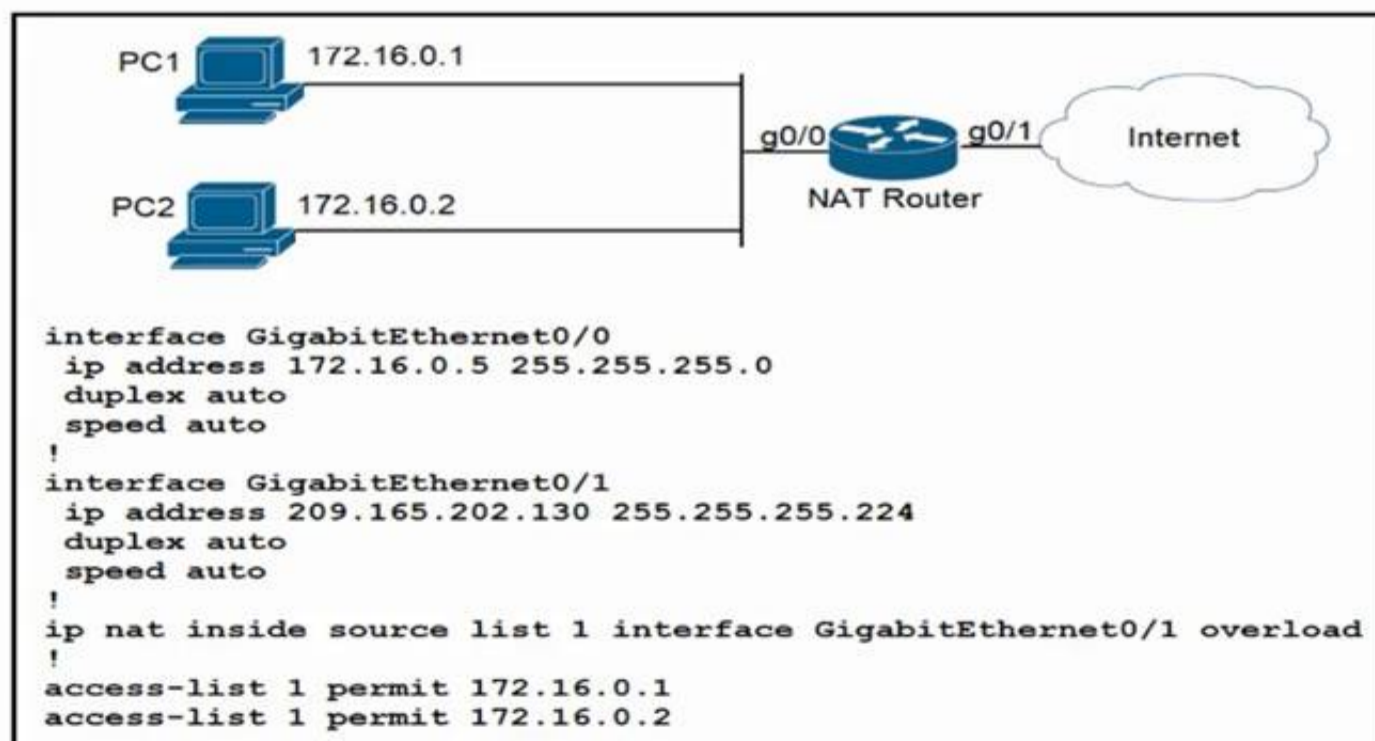
Explanation:

Table Description automatically generated

NEW QUESTION 82

- (Topic 3)

Refer to the exhibit.



How should the configuration be updated to allow PC1 and PC2 access to the Internet?

- A. Modify the configured number of the second access list.

- B. Add either the ip nat {inside|outside} command under both interfaces.
- C. Remove the overload keyword from the ip nat inside source command.
- D. Change the ip nat inside source command to use interface GigabitEthernet0/0.

Answer: B

NEW QUESTION 83

- (Topic 3)

Refer to the exhibit.

```
ip domain-name CNAC.com
!
interface GigabitEthernet0/0/0
 ip address 192.168.1.10 255.255.255.0
 duplex auto
 speed auto
!
line vty 0 15
 login local

R1#show crypto key mypubkey rsa

R1#show ssh
%No SSHv2 server connections running.
%No SSHv1 server connections running.
```

Which two commands must be added to update the configuration of router R1 so that it accepts only encrypted connections? (Choose two)

- A. username CNAC secret R!41!4319115@
- B. ip ssh version 2
- C. line vty 0 4
- D. crypto key generate rsa 1024
- E. transport input ssh

Answer: DE

NEW QUESTION 85

- (Topic 2)

The service password-encryption command is entered on a router. What is the effect of this configuration?

- A. restricts unauthorized users from viewing clear-text passwords in the running configuration
- B. encrypts the password exchange when a VPN tunnel is established
- C. prevents network administrators from configuring clear-text passwords
- D. protects the VLAN database from unauthorized PC connections on the switch

Answer: A

NEW QUESTION 90

- (Topic 2)

What role does a hypervisor provide for each virtual machine in server virtualization?

- A. infrastructure-as-a-service.
- B. Software-as-a-service
- C. control and distribution of physical resources
- D. services as a hardware controller.

Answer: C

Explanation:

The hypervisor creates and manages virtual machines on a host computer and allocates physical system resources to them.

NEW QUESTION 95

- (Topic 2)

What is the primary different between AAA authentication and authorization?

- A. Authentication verifies a username and password, and authorization handles the communication between the authentication agent and the user database.
- B. Authentication identifies a user who is attempting to access a system, and authorization validates the users password
- C. Authentication identifies and verifies a user who is attempting to access a system, and authorization controls the tasks the user can perform.
- D. Authentication controls the system processes a user can access and authorization logs the activities the user initiates

Answer: C

Explanation:

AAA stands for Authentication, Authorization and Accounting.+ Authentication: Specify who you are (usually via login username & password)+ Authorization: Specify what actions you can do, what resource you can access+ Accounting: Monitor what you do, how long you do it (can be used for billing and auditing)An example of AAA is shown below:+ Authentication: "I am a normal user. My username/password is user_tom/learnforever"+ Authorization: "user_tom can access LearnCCNA server via HTTP and FTP"+ Accounting: "user_tom accessed LearnCCNA server for 2 hours". This user only uses "show" commands.

NEW QUESTION 99

- (Topic 2)

Which networking function occurs on the data plane?

- A. forwarding remote client/server traffic
- B. facilitates spanning-tree elections
- C. processing inbound SSH management traffic
- D. sending and receiving OSPF Hello packets

Answer: A

NEW QUESTION 103

- (Topic 2)

What are two differences between optical-fiber cabling and copper cabling? (Choose two)

- A. Light is transmitted through the core of the fiber
- B. A BNC connector is used for fiber connections
- C. The glass core component is encased in a cladding
- D. Fiber connects to physical interfaces using Rj-45 connections
- E. The data can pass through the cladding

Answer: AC

NEW QUESTION 108

- (Topic 2)

An engineer is configuring NAT to translate the source subnet of 10.10.0.0/24 to any of three addresses 192.168.30.1, 192.168.3.2, 192.168.3.3 Which configuration should be used?

☒ enable
configure terminal
ip nat pool mypool 192.168.3.1 192.168.3.3 prefix-length 30
route-map permit 10.10.0.0 255.255.255.0
ip nat outside destination list 1 pool mypool
interface g1/1
ip nat inside
interface g1/2
ip nat outside

☐ enable
configure terminal
ip nat pool mypool 192.168.3.1 192.168.3.3 prefix-length 30
access-list 1 permit 10.10.0.0 0.0.0.255
ip nat inside source list 1 pool mypool
interface g1/1
ip nat inside
interface g1/2
ip nat outside

☐ enable
configure terminal
ip nat pool mypool 192.168.3.1 192.168.3.3 prefix-length 30
access-list 1 permit 10.10.0.0 0.0.0.255
ip nat outside destination list 1 pool mypool
interface g1/1
ip nat inside
interface g1/2
ip nat outside

☐ enable
configure terminal
ip nat pool mypool 192.168.3.1 192.168.3.3 prefix-length 30
access-list 1 permit 10.10.0.0 0.0.0.254
ip nat inside source list 1 pool mypool
interface g1/1
ip nat inside
interface g1/2
ip nat outside

- A. Option A
- B. Option B
- C. Option C
- D. Option D

Answer: C

NEW QUESTION 110

- (Topic 2)

Which two protocols must be disabled to increase security for management connections to a Wireless LAN Controller? (Choose two)

- A. Telnet
- B. SSH
- C. HTTP
- D. HTTPS
- E. TFTP

Answer: AC

NEW QUESTION 112

- (Topic 2)

What is the same for both copper and fiber interfaces when using SFP modules?

- A. They support an inline optical attenuator to enhance signal strength
- B. They provide minimal interruption to services by being hot-swappable
- C. They offer reliable bandwidth up to 100 Mbps in half duplex mode
- D. They accommodate single-mode and multi-mode in a single module

Answer: B

NEW QUESTION 114

- (Topic 2)

Router A learns the same route from two different neighbors, one of the neighbor routers is an OSPF neighbor and the other is an EIGRP neighbor. What is the administrative distance of the route that will be installed in the routing table?

- A. 20
- B. 90
- C. 110
- D. 115

Answer: B

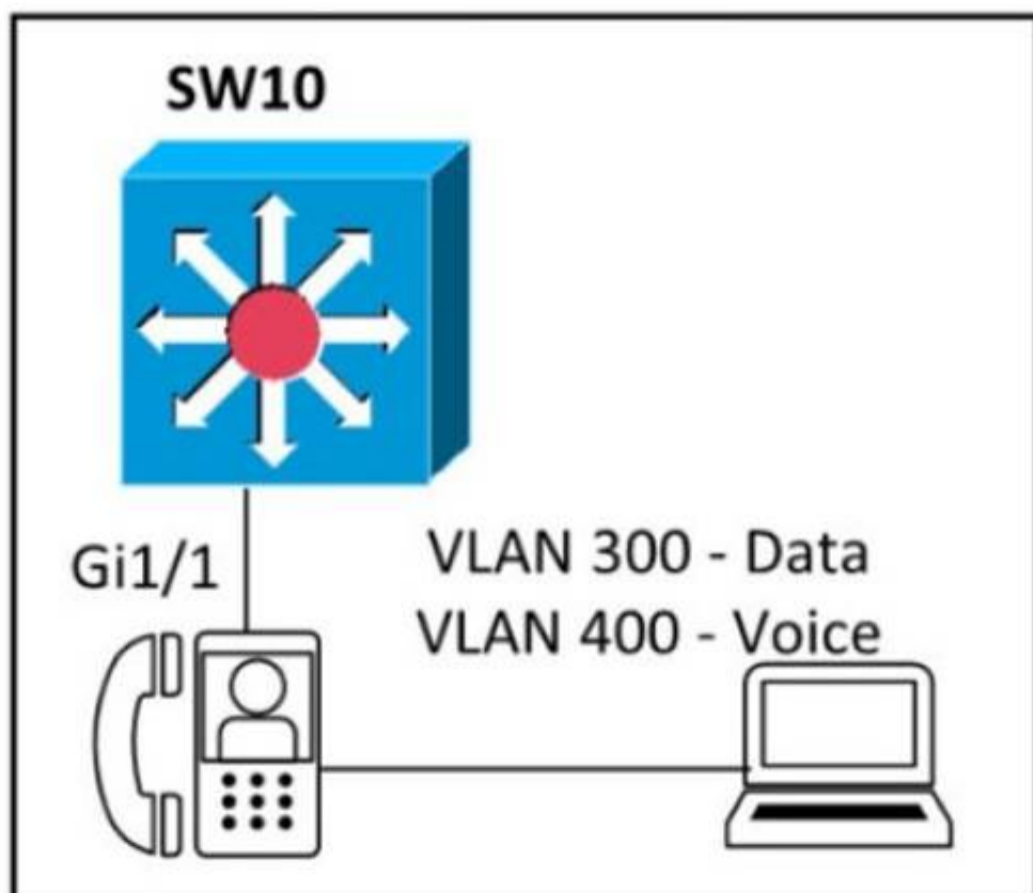
Explanation:

The Administrative distance (AD) of EIGRP is 90 while the AD of OSPF is 110 so EIGRP route will be chosen to install into the routing table.

NEW QUESTION 118

- (Topic 2)

Refer to the exhibit.



An engineer must configure GigabitEthernet1/1 to accommodate voice and data traffic Which configuration accomplishes this task?

```
interface gigabitethernet1/1
switchport mode access
switchport access vlan 300
switchport voice vlan 400
```

```
interface gigabitethernet1/1
switchport mode trunk
switchport trunk vlan 300
switchport voice vlan 400
```

```
interface gigabitethernet1/1
switchport mode trunk
switchport trunk vlan 300
switchport trunk vlan 400
```

```
interface gigabitethernet1/1
switchport mode access
switchport voice vlan 300
switchport access vlan 400
```

- A. Option A
- B. Option B
- C. Option C
- D. Option D

Answer: A

NEW QUESTION 122

- (Topic 2)

Which two QoS tools provides congestion management? (Choose two)

- A. CAR
- B. CBWFQ
- C. PQ
- D. PBR
- E. FRTS

Answer: BC

Explanation:

Type of queuing methods are available:• First-In-First-Out (FIFO)• Priority Queuing (PQ)• Custom Queuing (CQ)• Weighted Fair Queuing (WFQ)• Class-Based Weighted Fair Queuing (CBWFQ)• Low-Latency Queuing (LLQ)

<https://www.orbit-computer-solutions.com/qos-congestion-management-tools/>

NEW QUESTION 123

- (Topic 2)

Which plane is centralized by an SDN controller?

- A. management-plane
- B. control-plane
- C. data-plane
- D. services-plane

Answer: B

NEW QUESTION 125

DRAG DROP - (Topic 2)

Refer to the exhibit.

```
C:\>ipconfig/all

Windows IP Configuration

Host Name . . . . . : Inspiron15
Primary Dns Suffix . . . . . :
Node Type . . . . . : Mixed
IP Routing Enabled. . . . . : No
WINS Proxy Enabled. . . . . : No

Wireless LAN adapter Local Area Connection* 12:

Media State . . . . . : Media disconnected
Connection-specific DNS Suffix . :
Description . . . . . : Microsoft Wi-Fi Direct Virtual Adapter
Physical Address. . . . . : 1A-76-3F-7C-57-DF
DHCP Enabled. . . . . : Yes
Autoconfiguration Enabled . . . . : Yes

Wireless LAN adapter Wi-Fi:

Connection-specific DNS Suffix . :
Description . . . . . : Dell Wireless 1703 802.11b/g/n (2.4GHz)
Physical Address. . . . . : B8-76-3F-7C-57-DF
DHCP Enabled. . . . . : No
Autoconfiguration Enabled . . . . : Yes
Link-local IPv6 Address . . . . . : fe80::e09f:9839:6e86:f755%12(Preferred)
. . . . . : 192.168.1.20(Preferred)
. . . . . : 255.255.255.0
. . . . . : 192.168.1.1
DHCPv6 IAID . . . . . : 263747135
DHCPv6 Client DUID. . . . . : 00-01-00-01-18-E6-32-43-B8-76-3F-7C-57-DF
. . . . . : 192.168.1.15
. . . . . : 192.168.1.16
NetBIOS over Tcpip. . . . . : Enabled
```

An engineer is tasked with verifying network configuration parameters on a client workstation to report back to the team lead. Drag and drop the node identifiers from the left onto the network parameters on the right.

192.168.1.1	broadcast address
192.168.1.20	default gateway
192.168.1.254	host IP address
192.168.1.255	last assignable IP address in the subnet
B8-76-3F-7C-57-DF	MAC address

- A. Mastered
- B. Not Mastered

Answer: A

Explanation:

NEW QUESTION 130

DRAG DROP - (Topic 2)

Drag the descriptions of device management from the left onto the types of device management on the right.

implements changes via an SSH terminal	Cisco DNA Center Device Management
manages device configurations on a per-device basis	
monitors the cloud for software updates	
security is managed near the perimeter of the network with firewalls, VPNs, and IPS	Traditional Device Management
uses CLI templates to apply a consistent configuration to multiple devices at an individual location	
uses NetFlow to analyze potential security threats throughout the network and take appropriate action on that traffic	

- A. Mastered
 B. Not Mastered

Answer: A

Explanation:

implements changes via an SSH terminal	Cisco DNA Center Device Management
manages device configurations on a per-device basis	
monitors the cloud for software updates	
security is managed near the perimeter of the network with firewalls, VPNs, and IPS	Traditional Device Management
uses CLI templates to apply a consistent configuration to multiple devices at an individual location	
uses NetFlow to analyze potential security threats throughout the network and take appropriate action on that traffic	

NEW QUESTION 133

- (Topic 2)

Refer to the exhibit.

```
SW1#sh lacp neighbor
Flags: S - Device is requesting Slow LACPDUs
      F - Device is requesting Fast LACPDUs
      A - Device is in Active mode      P - Device is in Passive mode

Channel group 35 neighbors

Partner's information:
```

Port	Flags	LACP port Priority	Dev ID	Age	Admin key	Oper Key	Port Number	Port State
Et1/0	SP	32768	aabb.cc80.7000	8s	0x0	0x23	0x101	0x3C
Et1/1	SP	32768	aabb.cc80.7000	8s	0x0	0x23	0x102	0x3C

Based on the LACP neighbor status, in which mode is the SW1 port channel configured?

- A. passive
- B. mode on
- C. auto
- D. active

Answer: D

Explanation:

From the neighbor status, we notice the “Flags” are SP. “P” here means the neighbor is in Passive mode. In order to create an Etherchannel interface, the (local) SW1 ports should be in Active mode. Moreover, the “Port State” in the exhibit is “0x3c” (which equals to “00111100 in binary format). Bit 3 is “1” which means the ports are synchronizing -
> the ports are working so the local ports should be in Active mode.

NEW QUESTION 138

- (Topic 2)

Why does a switch flood a frame to all ports?

- A. The frame has zero destination MAC addresses.
- B. The source MAC address of the frame is unknown
- C. The source and destination MAC addresses of the frame are the same
- D. The destination MAC address of the frame is unknown.

Answer: B

NEW QUESTION 139

- (Topic 2)

A packet is destined for 10.10.1.22. Which static route does the router choose to forward the packet?

- A. ip route 10.10.1.0 255.255.255.240 10.10.255.1
- B. ip route 10.10.1.16 255.255.255.252 10.10.255.1
- C. ip route 10.10.1.20 255.255.255.252 10.10.255.1
- D. ip route 10.10.1.20 255.255.255.254 10.10.255.1

Answer: C

NEW QUESTION 142

- (Topic 2)

Refer to the exhibit.

```
R1# show ip route
....
D    172.16.32.0/27 [90/2888597172]  via 20.1.1.1
O    172.16.32.0/19  [110/292094]    via 20.1.1.10
R    172.16.32.0/24  [120/2]      via 20.1.1.3
```

Router R1 is running three different routing protocols. Which route characteristic is used by the router to forward the packet that it receives for destination IP 172.16.32.1?

- A. longest prefix
- B. metric
- C. cost
- D. administrative distance

Answer: A

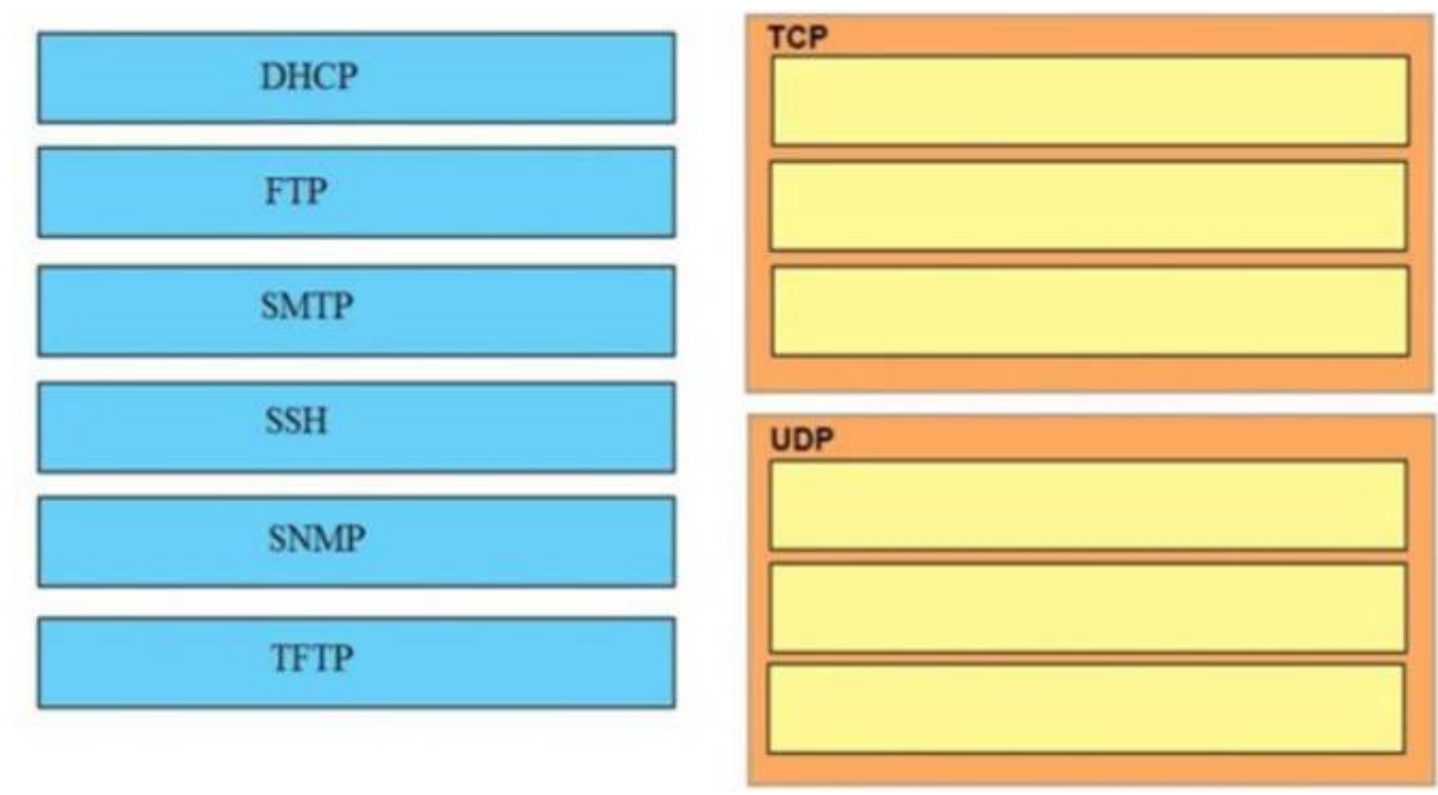
Explanation:

<https://learningnetwork.cisco.com/s/question/0D53i00000KszSICAJ/administrative-distance-vs-longest-match-rule>

NEW QUESTION 147

DRAG DROP - (Topic 2)

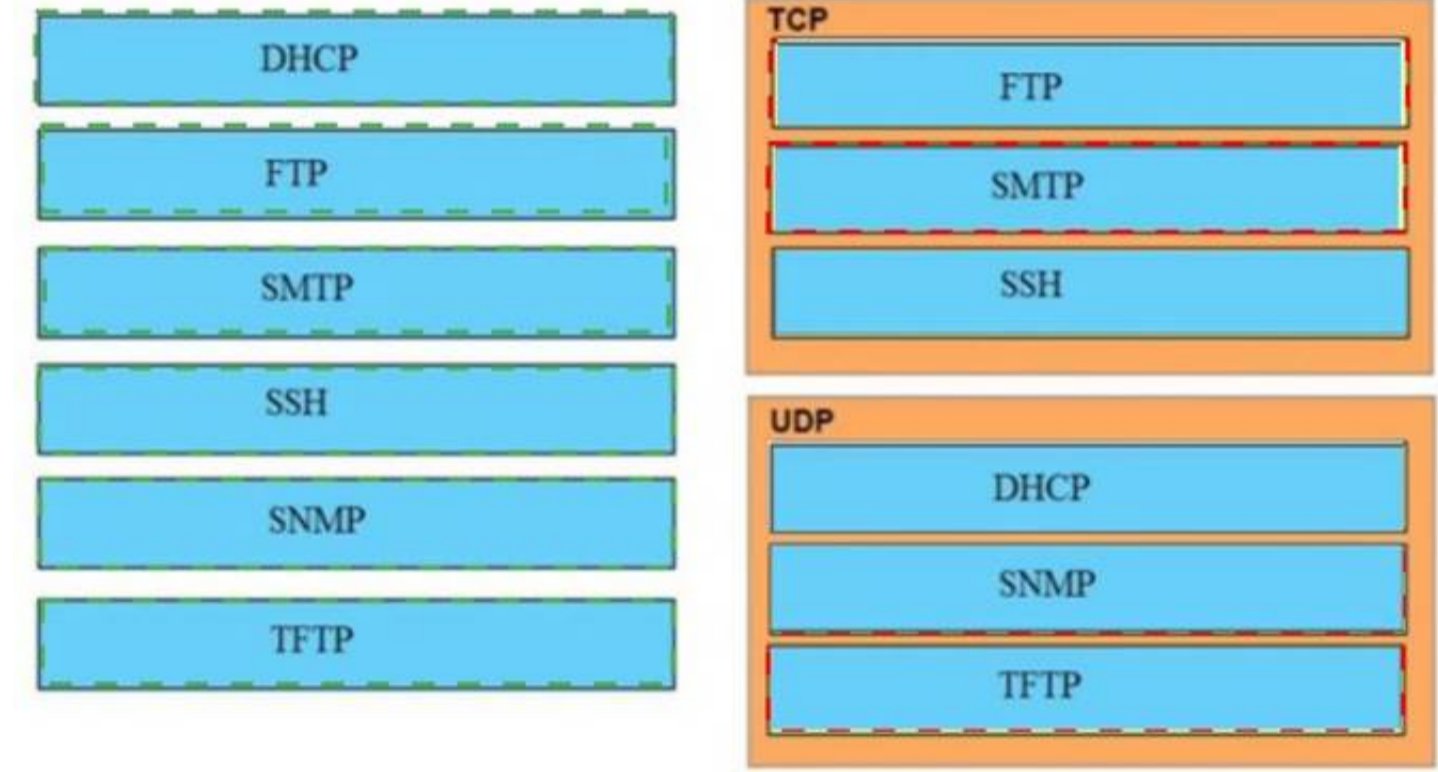
Drag and drop the application protocols from the left onto the transport protocols that it uses on the right



- A. Mastered
- B. Not Mastered

Answer: A

Explanation:



NEW QUESTION 150

- (Topic 2)
Which communication interaction takes place when a southbound API Is used?

- A. between the SDN controller and PCs on the network
- B. between the SON controller and switches and routers on the network
- C. between the SON controller and services and applications on the network
- D. between network applications and switches and routers on the network

Answer: B

NEW QUESTION 154

- (Topic 2)
Which command must be entered to configure a DHCP relay?

- A. ip helper-address
- B. ip address dhcp
- C. ip dhcp pool
- D. ip dhcp relay

Answer: A

NEW QUESTION 155

- (Topic 2)
A corporate office uses four floors in a building

- Floor 1 has 24 users
- Floor 2 has 29 users
- Floor 3 has 28 users
- Floor 4 has 22 users

Which subnet summarizes and gives the most efficient distribution of IP addresses for the router configuration?

- A. 192.168.0.0/26 as summary and 192.168.0.0/29 for each floor
- B. 192.168.0.0/24 as summary and 192.168.0.0/28 for each floor
- C. 192.168.0.0/23 as summary and 192.168.0.0/25 for each floor
- D. 192.168.0.0/25 as summary and 192.168.0.0/27 for each floor

Answer: D

NEW QUESTION 160

- (Topic 2)

Which two tasks must be performed to configure NTP to a trusted server in client mode on a single network device? (Choose two)

- A. Enable NTP authentication.
- B. Verify the time zone.
- C. Disable NTP broadcasts
- D. Specify the IP address of the NTP server
- E. Set the NTP server private key

Answer: AD

Explanation:

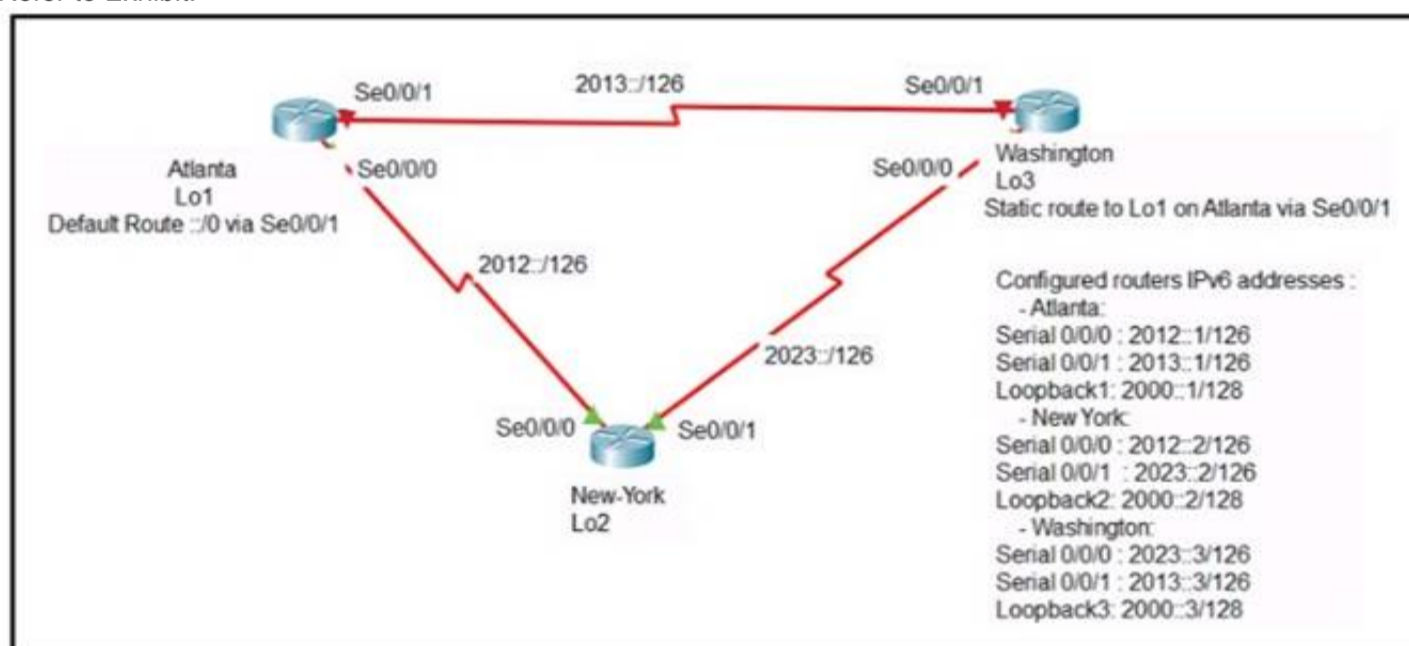
<https://www.cisco.com/c/en/us/td/docs/switches/lan/catalyst4000/8-2glx/configuration/guide/ntp.html>

To configure authentication, perform this task in privileged mode: Step 1: Configure an authentication key pair for NTP and specify whether the key will be trusted or untrusted. Step 2: Set the IP address of the NTP server and the public key. Step 3: Enable NTP client mode. Step 4: Enable NTP authentication. Step 5: Verify the NTP configuration.

NEW QUESTION 163

- (Topic 2)

Refer to Exhibit.



An engineer is configuring the NEW York router to reach the Lo1 interface of the Atlanta router using interface Se0/0/0 as the primary path. Which two commands must be configured on the New York router so that it can reach the Lo1 interface of the Atlanta router via Washington when the link between New York and Atlanta goes down? (Choose two)

- A. ipv6 router 2000::1/128 2012::1
- B. ipv6 router 2000::1/128 2012::1 5
- C. ipv6 router 2000::1/128 2012::2
- D. ipv6 router 2000::1/128 2023::2 5
- E. ipv6 router 2000::1/128 2023::3 5

Answer: AE

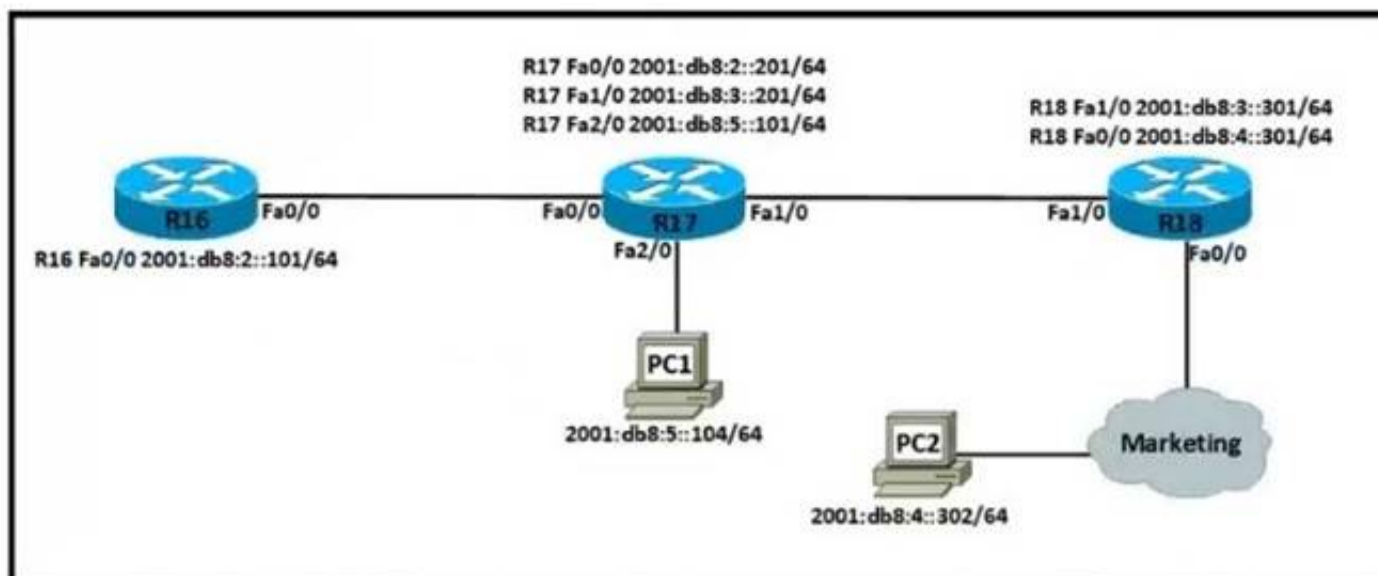
Explanation:

Floating static routes are static routes that have an administrative distance greater than the administrative distance (AD) of another static route or dynamic routes. By default a static route has an AD of 1 then floating static route must have the AD greater than 1. Floating static route has a manually configured administrative distance greater than that of the primary route and therefore would not be in the routing table until the primary route fails.

NEW QUESTION 164

- (Topic 2)

Refer to the exhibit.



Which IPv6 configuration is required for R17 to successfully ping the WAN interface on R18?

A)

```
R17#
!
no ip domain lookup
ip cef
!
interface FastEthernet0/0
no ip address
duplex auto
speed auto
ipv6 address 2001:DB8:3::201/64
!
interface FastEthernet1/0
no ip address
duplex auto
speed auto
ipv6 address 2001:DB8:2::201/64
!
no cdp log mismatch duplex
ipv6 route 2001:DB8:4::/64 2001:DB8:5::101
```

B)

```
R17#
!
no ip domain lookup
ip cef
ipv6 unicast-routing
!
interface FastEthernet0/0
no ip address
duplex auto
speed auto
ipv6 address 2001:DB8:2::201/64
!
interface FastEthernet1/0
no ip address
duplex auto
speed auto
ipv6 address 2001:DB8:3::201/64
!
no cdp log mismatch duplex
ipv6 route 2001:DB8:4::/64 2001:DB8:3::301
```

C)

```

R17#
!
no ip domain lookup
ip cef
ipv6 cef
!
interface FastEthernet0/0
no ip address
duplex auto
speed auto
ipv6 address 2001:DB8:2::201/64
!
interface FastEthernet1/0
no ip address
duplex auto
speed auto
ipv6 address 2001:DB8:3::201/64
!
no cdp log mismatch duplex
ipv6 route 2001:DB8:4::/64 2001:DB8:4::302

```

D)

```

R17#
!
no ip domain lookup
ip cef
ipv6 unicast-routing
!
interface FastEthernet0/0
no ip address
duplex auto
speed auto
ipv6 address 2001:DB8:2::201/64
!
interface FastEthernet1/0
no ip address
duplex auto
speed auto
ipv6 address 2001:DB8:3::201/64
!
no cdp log mismatch duplex
ipv6 route 2001:DB8:4::/64 2001:DB8:2::201

```

- A. Option A
- B. Option B
- C. Option C
- D. Option D

Answer: B



Explanation:

ipv6 unicast-routing statement included (IPv6 is enabled on the router). Compared to the exhibit, Fa0/0 and Fa0/1 have correct configurations. The route to subnet 2001:db8:4::/64 points to R18's Fa1/0 (correct next-hop).

NEW QUESTION 167

DRAG DROP - (Topic 2)

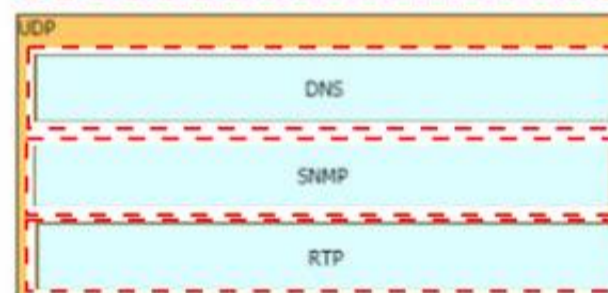
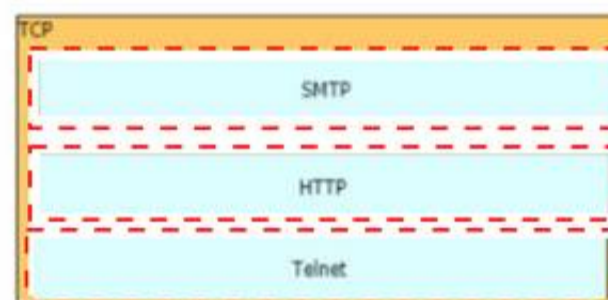
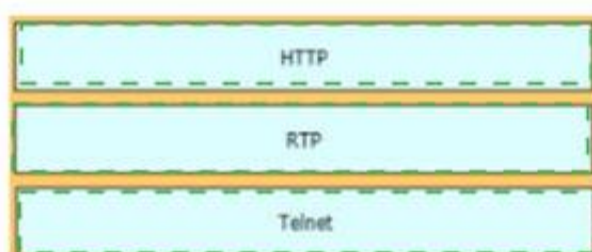
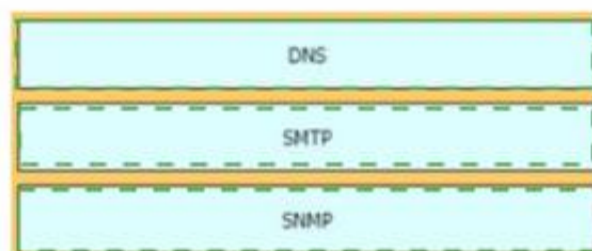
Drag and drop the TCP/IP protocols from the left onto the transmission protocols on the right



- A. Mastered
- B. Not Mastered

Answer: A

Explanation:



NEW QUESTION 171

- (Topic 2)

What is a role of access points in an enterprise network?

- A. connect wireless devices to a wired network
- B. support secure user logins to devices or the network
- C. integrate with SNMP in preventing DDoS attacks
- D. serve as a first line of defense in an enterprise network

Answer: A

NEW QUESTION 173

- (Topic 2)

What makes Cisco DNA Center different from traditional network management applications and their management of networks?

- A. It omits supports auto-discovery of network elements in a greenfield deployment.
- B. It modular design allows someone to implement different versions to meet the specific needs of an organization
- C. It abstracts policy from the actual device configuration
- D. It does not support high availability of management functions when operating in cluster mode

Answer: C

NEW QUESTION 174

- (Topic 2)

An engineer must configure an OSPF neighbor relationship between router R1 and R3 The authentication configuration has been configured and the connecting interfaces are in the same 192.168 1.0/30 sublet. What are the next two steps to complete the configuration? (Choose two.)

- A. configure the hello and dead timers to match on both sides
- B. configure the same process ID for the router OSPF process
- C. configure the same router ID on both routing processes
- D. Configure the interfaces as OSPF active on both sides.
- E. configure both interfaces with the same area ID

Answer: AE

NEW QUESTION 176

- (Topic 2)

How does WPA3 improve security?

- A. It uses SAE for authentication.
- B. It uses a 4-way handshake for authentication.
- C. It uses RC4 for encryption.
- D. It uses TKIP for encryption.

Answer: A

NEW QUESTION 177

- (Topic 2)

Refer to the exhibit.

```
SiteA#show interface TenGigabitEthernet0/1/0
TenGigabitEthernet0/1/0 is up, line protocol is up
  Hardware is BUILT-IN-EPA-8x10G, address is 780c.f02a.db91 (bia 780a.f02b.db91)
  Description: Connection to SiteB
  Internet address is 10.10.10.1/30
  MTU 8146 bytes, BW 10000000 Kbit/sec, DLY 10 usec,
    reliability 166/255, txload 1/255, rxload 1/255
  Full Duplex, 10000Mbps, link type is force-up, media type is SFP-LR
  5 minute input rate 264797000 bits/sec, 26672 packets/sec
  5 minute output rate 122464000 bits/sec, 15724 packets/sec

SiteB#show interface TenGigabitEthernet0/1/0
TenGigabitEthernet0/1/0 is up, line protocol is up
  Hardware is BUILT-IN-EPA-8x10G, address is 780c.f02c.db26 (bia 780c.f02c.db26)
  Description: Connection to SiteA
  Internet address is 10.10.10.2/30
  MTU 8146 bytes, BW 10000000 Kbit/sec, DLY 10 usec,
    reliability 255/255, txload 1/255, rxload 1/255
  Full Duplex, 10000Mbps, link type is force-up, media type is SFP-LR
  5 minute input rate 122464000 bits/sec, 15724 packets/sec
  5 minute output rate 264797000 bits/sec, 26672 packets/sec
```

Shortly after SiteA was connected to SiteB over a new single-mode fiber path users at SiteA report intermittent connectivity issues with applications hosted at SiteB. What is the cause of the intermittent connectivity issue?

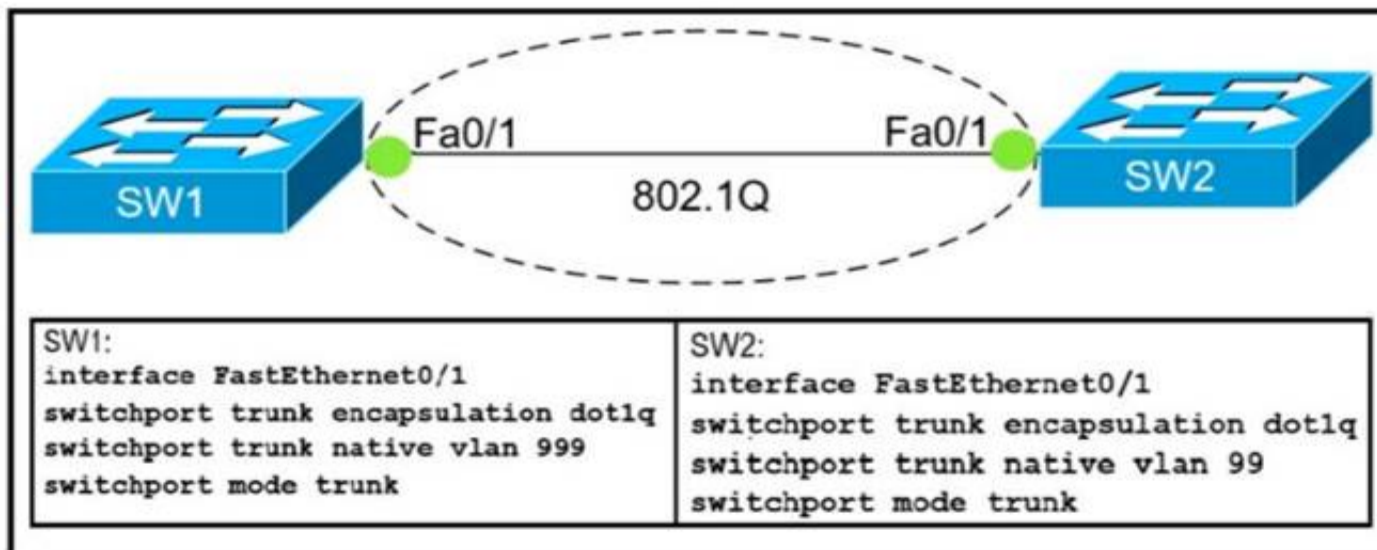
- A. Interface errors are incrementing
- B. An incorrect SFP media type was used at SiteA
- C. High usage is causing high latency
- D. The sites were connected with the wrong cable type

Answer: A

NEW QUESTION 178

- (Topic 2)

Refer to Exhibit.



Which action do the switches take on the trunk link?

- A. The trunk does not form and the ports go into an err-disabled status.
- B. The trunk forms but the mismatched native VLANs are merged into a single broadcast domain.
- C. The trunk does not form, but VLAN 99 and VLAN 999 are allowed to traverse the link.
- D. The trunk forms but VLAN 99 and VLAN 999 are in a shutdown state.

Answer: B

Explanation:

The trunk still forms with mismatched native VLANs and the traffic can actually flow between mismatched switches. But it is absolutely necessary that the native VLANs on both ends of a trunk link match; otherwise a native VLAN mismatch occurs, causing the two VLANs to effectively merge.

For example with the above configuration, SW1 would send untagged frames for VLAN 999. SW2 receives them but would think they are for VLAN 99 so we can say these two VLANs are merged.

NEW QUESTION 180

- (Topic 2)

Refer to the exhibit.

```
SW1(config-line)#line vty 0 15
SW1(config-line)#no login local
SW1(config-line)#password cisco

SW2(config)#username admin1 password abcd1234
SW2(config)#username admin2 password abcd1234
SW2(config-line)#line vty 0 15
SW2(config-line)#login local

SW3(config)#username admin1 secret abcd1234
SW3(config)#username admin2 secret abcd1234
SW3(config-line)#line vty 0 15
SW3(config-line)#login local

SW4(config)#username admin1 secret abcd1234
SW4(config)#username admin2 secret abcd1234
SW4(config-line)#line console 0
SW4(config-line)#login local
```

An administrator configures four switches for local authentication using passwords that are stored in a cryptographic hash. The four switches must also support SSH access for administrators to manage the network infrastructure. Which switch is configured correctly to meet these requirements?

- A. SW1
- B. SW2
- C. SW3
- D. SW4

Answer: C

NEW QUESTION 181

- (Topic 2)

When a site-to-site VPN is used, which protocol is responsible for the transport of user data?

- A. IKEv2
- B. IKEv1
- C. IPsec
- D. MD5

Answer: C

Explanation:

A site-to-site VPN allows offices in multiple fixed locations to establish secure connections with each other over a public network such as the Internet. A site-to-site VPN means that two sites create a VPN tunnel by encrypting and sending data between two devices. One set of rules for creating a site-to-site VPN is defined by IPsec.

NEW QUESTION 185

- (Topic 2)

Which statement about Link Aggregation when implemented on a Cisco Wireless LAN Controller is true?

- A. To pass client traffic two or more ports must be configured.
- B. The EtherChannel must be configured in "mode active"
- C. When enabled the WLC bandwidth drops to 500 Mbps
- D. One functional physical port is needed to pass client traffic

Answer: D


Explanation:

Reference: https://www.cisco.com/c/en/us/td/docs/wireless/controller/8-2/config-guide/b_cg82/b_cg82_chapter_010101011.html

NEW QUESTION 190

- (Topic 2)

Refer to the exhibit.



The ntp server 192.168.0.3 command has been configured on router 1 to make it an NTP client of router 2. Which command must be configured on router 2 so that it operates in server-only mode and relies only on its internal clock?

- A. Router2(config)#ntp passive
- B. Router2(config)#ntp server 172.17.0.1
- C. Router2(config)#ntp master 4
- D. Router2(config)#ntp server 192.168.0.2

Answer: B

Explanation:

- To use internal clock of this router, use any configured IP address in any interface of this router.

NEW QUESTION 193

- (Topic 2)

An engineer must establish a trunk link between two switches. The neighboring switch is set to trunk or desirable mode. What action should be taken?

- A. configure switchport nonegotiate
- B. configure switchport mode dynamic desirable
- C. configure switchport mode dynamic auto
- D. configure switchport trunk dynamic desirable

Answer: C

NEW QUESTION 197

DRAG DROP - (Topic 2)

Refer to the exhibit.

```

C:\>ipconfig/all

Windows IP Configuration

Host Name . . . . . : Inspiron15
Primary Dns Suffix . . . . . :
Node Type . . . . . : Mixed
IP Routing Enabled. . . . . : No
WINS Proxy Enabled. . . . . : No

Wireless LAN adapter Local Area Connection* 12:

Media State . . . . . : Media disconnected
Connection-specific DNS Suffix . :
Description . . . . . : Microsoft Wi-Fi Direct Virtual Adapter
Physical Address. . . . . : 1A-76-3F-7C-57-DF
DHCP Enabled. . . . . : Yes
Autoconfiguration Enabled . . . . : Yes

Wireless LAN adapter Wi-Fi:

Connection-specific DNS Suffix . :
Description . . . . . : Dell Wireless 1703 802.11b/g/n (2.4GHz)
Physical Address. . . . . : B8-76-3F-7C-57-DF
DHCP Enabled. . . . . : No
Autoconfiguration Enabled . . . . : Yes
Link-local IPv6 Address . . . . . : fe80::e09f:9839:6e86:f755%12(Preferred)
. . . . . : 192.168.1.20(Preferred)
. . . . . : 255.255.255.0
. . . . . : 192.168.1.1
DHCPv6 IAID . . . . . : 263747135
DHCPv6 Client DUID. . . . . : 00-01-00-01-18-E6-32-43-B8-76-3F-7C-57-DF
. . . . . : 192.168.1.15
. . . . . : 192.168.1.16
NetBIOS over Tcpip. . . . . : Enabled
  
```

An engineer is required to verify that the network parameters are valid for the users wireless LAN connectivity on a /24 subnet. Drag and drop the values from the left onto the network parameters on the right. Not all values are used.

192.168.1.1	broadcast address
192.168.1.20	default gateway
192.168.1.254	host IP address
192.168.1.255	last assignable IP address in the subnet
B8-76-3F-7C-57-DF	MAC address
1A-76-3F-7C-57-DF	network address
192.168.1.0	

- A. Mastered
B. Not Mastered

Answer: A

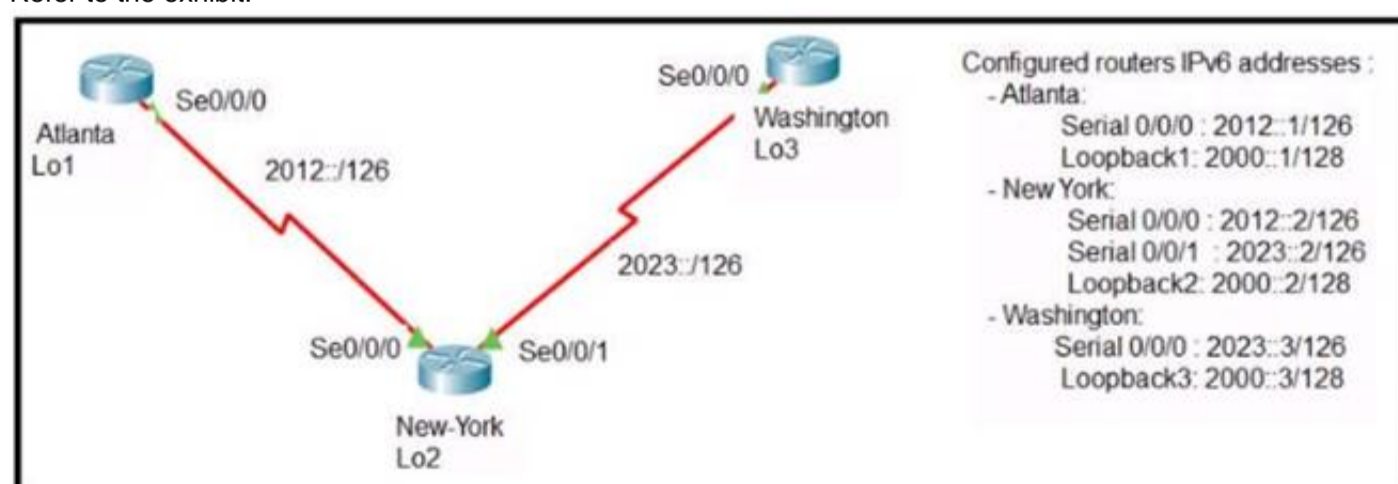
Explanation:

192.168.1.1	192.168.1.255
192.168.1.20	192.168.1.1
192.168.1.254	192.168.1.20
192.168.1.255	192.168.1.254
B8-76-3F-7C-57-DF	B8-76-3F-7C-57-DF
1A-76-3F-7C-57-DF	192.168.1.0
192.168.1.0	

NEW QUESTION 199

- (Topic 2)

Refer to the exhibit.



The New York router is configured with static routes pointing to the Atlanta and Washington sites. Which two tasks must be performed so that the Serial0/0/0 interfaces on the Atlanta and Washington routers can reach one another?
(Choose two.)

- A. Configure the ipv6 route 2012::/126 2023::1 command on the Washington router.
B. Configure the ipv6 route 2023::/126 2012::1 command on the Atlanta router.
C. Configure the ipv6 route 2012::/126 s0/0/0 command on the Atlanta router.
D. Configure the ipv6 route 2023::/126 2012::2 command on the Atlanta router.
E. Configure the ipv6 route 2012::/126 2023::2 command on the Washington router.

Answer: DE

Explanation:

The short syntax of static IPv6 route is: ipv6 route <destination-IPv6-address>
 {next-hop-IPv6-address | exit-interface}

NEW QUESTION 201

- (Topic 2)

What is the benefit of configuring PortFast on an interface?

- A. After the cable is connected, the interface uses the fastest speed setting available for that cable type
- B. After the cable is connected, the interface is available faster to send and receive user data
- C. The frames entering the interface are marked with higher priority and then processed faster by a switch.
- D. Real-time voice and video frames entering the interface are processed faster

Answer: B

NEW QUESTION 203

- (Topic 2)

Refer to the exhibit.

```
R1# show ip route

D    192.168.16.0/26 [90/2679326] via 192.168.1.1
R    192.168.16.0/24 [120/3] via 192.168.1.2
O    192.168.16.0/21 [110/2] via 192.168.1.3
1 L1 192.168.16.0/27 [115/30] via 192.168.1.4
```

Which route does R1 select for traffic that is destined to 192.168.16.2?

- A. 192.168.16.0/21
- B. 192.168.16.0/24
- C. 192.168.16.0/26
- D. 192.168.16.0/27

Answer: D

Explanation:

The destination IP addresses match all four entries in the routing table but the 192.168.16.0/27 has the longest prefix so it will be chosen. This is called the "longest prefix match" rule.

NEW QUESTION 206

- (Topic 2)

What prevents a workstation from receiving a DHCP address?

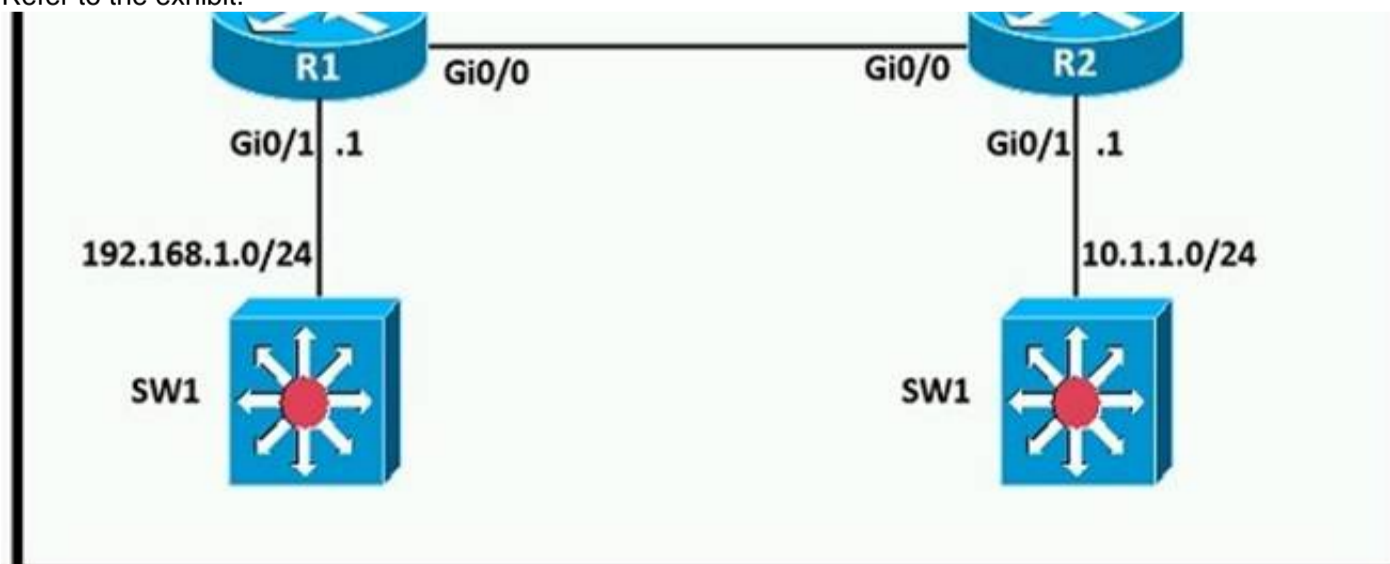
- A. DTP
- B. STP
- C. VTP
- D. 802.10

Answer: B

NEW QUESTION 211

- (Topic 2)

Refer to the exhibit.



A network engineer is in the process of establishing IP connectivity between two sites. Routers R1 and R2 are partially configured with IP addressing. Both routers have the ability to access devices on their respective LANs. Which command set configures the IP connectivity between devices located on both LANs in each

site?

☐ R1
 ip route 192.168.1.0 255.255.255.0 GigabitEthernet0/0
 R2
 ip route 10.1.1.1 255.255.255.0 GigabitEthernet0/0

☐ R1
 ip route 0.0.0.0 0.0.0.0 209.165.200.225
 R2
 ip route 0.0.0.0 0.0.0.0 209.165.200.226

☐ R1
 ip route 192.168.1.1 255.255.255.0 GigabitEthernet0/1
 R2
 ip route 10.1.1.1 255.255.255.0 GigabitEthernet0/1

☐ R1
 ip route 0.0.0.0 0.0.0.0 209.165.200.226
 R2
 ip route 0.0.0.0 0.0.0.0 209.165.200.225

- A. Option A
- B. Option B
- C. Option C
- D. Option D

Answer: D

NEW QUESTION 212

- (Topic 2)

What are two benefits of network automation? (Choose two)

- A. reduced operational costs
- B. reduced hardware footprint
- C. faster changes with more reliable results
- D. fewer network failures
- E. increased network security

Answer: AC

NEW QUESTION 217

- (Topic 2)

Refer to the exhibit.

```
ip arp inspection vlan 5-10
interface fastethernet 0/1
 switchport mode access
 switchport access vlan 5
```

What is the effect of this configuration?

- A. All ARP packets are dropped by the switch
- B. Egress traffic is passed only if the destination is a DHCP server.
- C. All ingress and egress traffic is dropped because the interface is untrusted
- D. The switch discard all ingress ARP traffic with invalid MAC-to-IP address bindings.

Answer: D

NEW QUESTION 218

- (Topic 2)

What is a characteristic of private IPv4 addressing?

- A. traverse the Internet when an outbound ACL is applied
- B. issued by IANA in conjunction with an autonomous system number
- C. composed of up to 65.536 available addresses

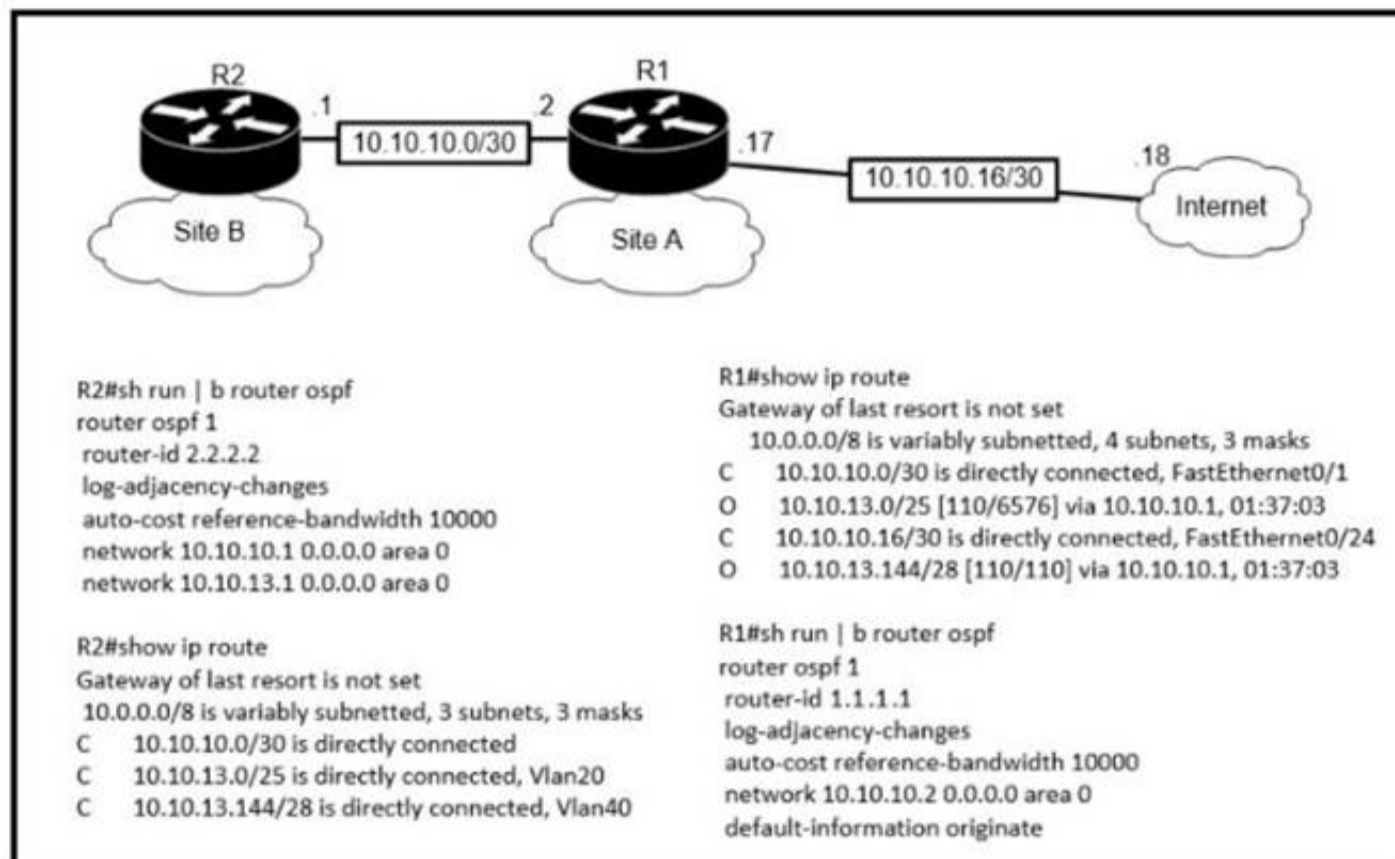
D. used without tracking or registration

Answer: D

NEW QUESTION 219

- (Topic 2)

Refer to the exhibit.



The default-information originate command is configured under the R1 OSPF configuration. After testing, workstations on VLAN 20 at Site B cannot reach a DNS server on the Internet. Which action corrects the configuration issue?

- A. Add the default-information originate command on R2
- B. Configure the ip route 0.0.0.0 0.0.0.0 10.10.10.18 command on R1
- C. Configure the ip route 0.0.0.0 0.0.0.0 10.10.10.2 command on R2
- D. Add the always keyword to the default-information originate command on R1

Answer: B

NEW QUESTION 220

- (Topic 2)

A user configured OSPF and advertised the Gigabit Ethernet interface in OSPF. By default, which type of OSPF network does this interface belong to?

- A. point-to-multipoint
- B. point-to-point
- C. broadcast
- D. nonbroadcast

Answer: C

Explanation:

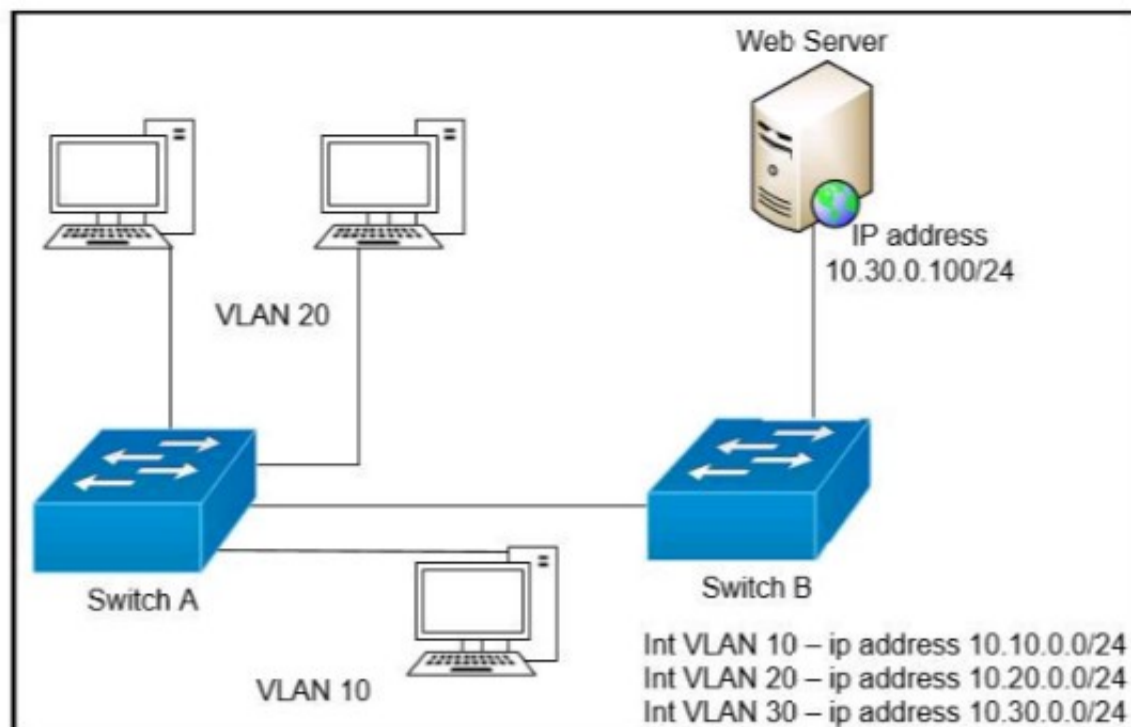
<https://www.oreilly.com/library/view/cisco-ios-cookbook/0596527225/ch08s15.html>

The Broadcast network type is the default for an OSPF-enabled Ethernet interface (while Point-to-Point is the default OSPF network type for Serial interface with HDLC and PPP encapsulation).

NEW QUESTION 223

- (Topic 2)

Refer to the exhibit.



A network engineer must block access for all computers on VLAN 20 to the web server via HTTP. All other computers must be able to access the web server. Which configuration when applied to switch A accomplishes this task?

- ☐

```
config t
ip access-list extended wwwblock
deny tcp any host 10.30.0.100 eq 80
int vlan 10
ip access-group wwwblock in
```
- ☐

```
config t
ip access-list extended wwwblock
deny tcp any host 10.30.0.100 eq 80
permit ip any any
int vlan 20
ip access-group wwwblock in
```
- ☐

```
config t
ip access-list extended wwwblock
permit ip any any
deny tcp any host 10.30.0.100 eq 80
int vlan 30
ip access-group wwwblock in
```
- ☐

```
config t
ip access-list extended wwwblock
permit ip any any
deny tcp any host 10.30.0.100 eq 80
int vlan 20
ip access-group wwwblock in
```

- A. Option A
- B. Option B
- C. Option C
- D. Option D

Answer: B

NEW QUESTION 228

- (Topic 2)

What is the effect when loopback interfaces and the configured router ID are absent during the OSPF Process configuration?

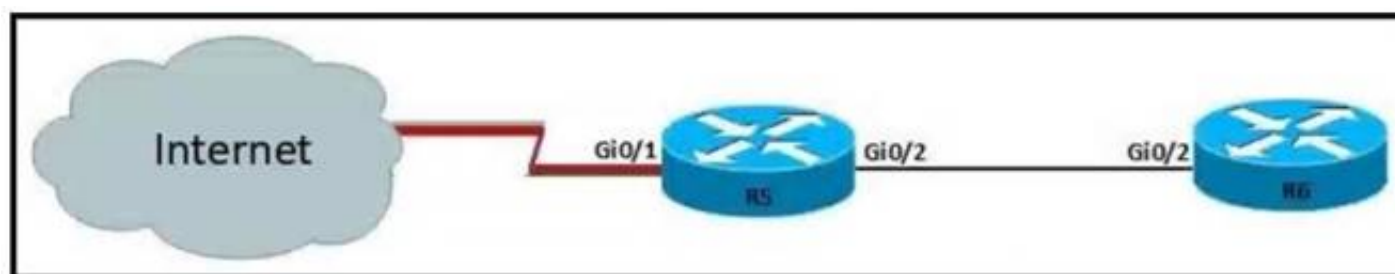
- A. No router ID is set, and the OSPF protocol does not run.
- B. The highest up/up physical interface IP address is selected as the router ID.
- C. The lowest IP address is incremented by 1 and selected as the router ID.
- D. The router ID 0.0.0.0 is selected and placed in the OSPF process.

Answer: B

NEW QUESTION 232

- (Topic 2)

Refer to the exhibit.



For security reasons, automatic neighbor discovery must be disabled on the R5 Gi0/1 interface. These tasks must be completed:

- Disable all neighbor discovery methods on R5 interface Gi0/1.
- Permit neighbor discovery on R5 interface Gi0/2.
- Verify there are no dynamically learned neighbors on R5 interface Gi0/1.
- Display the IP address of R6's interface Gi0/2. Which configuration must be used?

- ☒ R5(config)#int Gi0/1
R5(config-if)#no cdp run
R5(config-if)#exit
R5(config)#lldp run
R5(config)#cdp enable
R5#sh cdp neighbor
R5#sh lldp neighbor
- ☐ R5(config)#int Gi0/1
R5(config-if)#no cdp enable
R5(config-if)#exit
R5(config)#no lldp run
R5(config)#cdp run
R5#sh cdp neighbor
R5#sh lldp neighbor
- ☐ R5(config)#int Gi0/1
R5(config-if)#no cdp enable
R5(config-if)#exit
R5(config)#no lldp run
R5(config)#cdp run
R5#sh cdp neighbor detail
R5#sh lldp neighbor
- ☐ R5(config)#int Gi0/1
R5(config-if)#no cdp enable
R5(config-if)#exit
R5(config)#lldp run
R5(config)#no cdp run
R5#sh cdp neighbor detail
R5#sh lldp neighbor

- A. Option A
- B. Option B
- C. Option C
- D. Option D

Answer: C

NEW QUESTION 237

- (Topic 2)

Refer to the exhibit.

```

Designated Router (ID) 10.11.11.11, Interface address 10.10.10.1
Backup Designated router (ID) 10.3.3.3, Interface address 10.10.10.3
Timer intervals configured, Hello 10, Dead 40, Wait 40, Retransmit 5
oob-resync timeout 40
Hello due in 00:00:08
Supports Link-local Signaling (LLS)
Cisco NSF helper support enabled
IETF NSF helper support enabled
Index 1/1/1, flood queue length 0
Next 0x0(0)/0x0(0)/0x0(0)
Last flood scan length is 1, maximum is 6
Last flood scan time is 0 msec, maximum is 1 msec
Neighbor Count is 3, Adjacent neighbor count is 3
Adjacent with neighbor 10.1.1.4
Adjacent with neighbor 10.2.2.2
Adjacent with neighbor 10.3.3.3 (Backup Designated Router)
Suppress hello for 0 neighbor(s)
    
```

The show ip ospf interface command has been executed on R1 How is OSPF configured?

- A. The interface is not participating in OSPF
- B. A point-to-point network type is configured
- C. The default Hello and Dead timers are in use
- D. There are six OSPF neighbors on this interface

Answer: C

Explanation:

<https://www.cisco.com/c/en/us/support/docs/ip/open-shortest-path-first-ospf/13689-17.html>

NEW QUESTION 238

- (Topic 2)

Which protocol prompts the Wireless LAN Controller to generate its own local web administration SSL certificate for GUI access?

- A. HTTPS
- B. RADIUS
- C. TACACS+
- D. HTTP

Answer: A

Explanation:

Reference: https://www.cisco.com/c/en/us/td/docs/wireless/controller/8-0/configuration-guide/b_cg80/b_cg80_chapter_011.html

NEW QUESTION 239

- (Topic 2)

Refer to the exhibit.



An engineer configured the New York router with state routes that point to the Atlanta and Washington sites. When command must be configured on the Atlanta and Washington routers so that both sites are able to reach the loopback2 interface on the New York router?

- A. ipv6 route ::0 Serial 0/0/1
- B. ipv6 route 0/0 Serial 0/0/0

- C. ipv6 route ::0 Serial 0/0/0
- D. ip route 0.0.0.0.0.0.0.0 Serial 0/0/0
- E. ipv6 route ::0 2000::2

Answer: C

NEW QUESTION 242

- (Topic 2)

A wireless administrator has configured a WLAN; however, the clients need access to a less congested 5-GHz network for their voice quality. What action must be taken to meet the requirement?

- A. enable AAA override
- B. enable RX-SOP
- C. enable DTIM
- D. enable Band Select

Answer: D

NEW QUESTION 245

- (Topic 2)

When deploying syslog, which severity level logs informational message?

- A. 2
- B. 4
- C. 6

Answer: D

Explanation:

<https://en.wikipedia.org/wiki/Syslog>

NEW QUESTION 246

- (Topic 2)

How do AAA operations compare regarding user identification, user services and access control?

- A. Authorization provides access control and authentication tracks user services
- B. Authentication identifies users and accounting tracks user services
- C. Accounting tracks user services, and authentication provides access control
- D. Authorization identifies users and authentication provides access control

Answer: B

NEW QUESTION 247

- (Topic 2)

Refer to the exhibit.

```
R1# show ip route | begin gateway
Gateway of last resort is 209.165.200.246 to network 0.0.0.0
S* 0.0.0.0/0 [1/0] via 209.165.200.246, Serial0/1/0
    is directly connected, Serial0/1/0
    172.16.0.0/16 is variably subnetted, 3 subnets, 3 masks
S   172.16.0.0/24 [1/0] via 207.165.200.250, Serial0/0/0
O   172.16.0.128/25 [110/38443] via 207.165.200.254, 00:00:23, Serial0/0/1
D   172.16.0.192/29 [90/3184439] via 207.165.200.254, 00:00:25, Serial0/0/1
    209.165.200.0/24 is variably subnetted, 4 subnets, 2 masks
C   209.165.200.248/30 is directly connected, Serial0/0/0
L   209.165.200.249/32 is directly connected, Serial0/0/0
C   209.165.200.252/30 is directly connected, Serial0/0/1
L   209.165.200.253/32 is directly connected, Serial0/0/1
```

With which metric was the route to host 172.16.0.202 learned?

- A. 110
- B. 38443
- C. 3184439

Answer: C

Explanation:

Both the line “O 172.16.0.128/25” and “S 172.16.0.0/24” cover the host 172.16.0.202 but with the “longest (prefix) match” rule the router will choose the first route.

NEW QUESTION 250

- (Topic 2)

What are two reasons that cause late collisions to increment on an Ethernet interface? (Choose two)

- A. when the sending device waits 15 seconds before sending the frame again

- B. when the cable length limits are exceeded
- C. when one side of the connection is configured for half-duplex
- D. when Carrier Sense Multiple Access/Collision Detection is used
- E. when a collision occurs after the 32nd byte of a frame has been transmitted

Answer: BC

Explanation:

The usual possible causes are full-duplex/half-duplex mismatch, exceeded Ethernet cable length limits, or defective hardware such as incorrect cabling, non-compliant number of hubs in the network, or a bad NIC.

NEW QUESTION 252

- (Topic 2)

Which condition must be met before an NMS handles an SNMP trap from an agent?

- A. The NMS software must be loaded with the MIB associated with the trap.
- B. The NMS must be configured on the same router as the SNMP agent
- C. The NMS must receive a trap and an inform message from the SNMP agent within a configured interval
- D. The NMS must receive the same trap from two different SNMP agents to verify that it is reliable.

Answer: A

NEW QUESTION 256

- (Topic 2)

An implementer is preparing hardware for virtualization to create virtual machines on a host. What is needed to provide communication between hardware and virtual machines?

- A. hypervisor
- B. router
- C. straight cable
- D. switch

Answer: A

NEW QUESTION 257

- (Topic 2)

What are two benefits of using the PortFast feature? (Choose two)

- A. Enabled interfaces are automatically placed in listening state
- B. Enabled interfaces come up and move to the forwarding state immediately
- C. Enabled interfaces never generate topology change notifications.
- D. Enabled interfaces that move to the learning state generate switch topology change notifications
- E. Enabled interfaces wait 50 seconds before they move to the forwarding state

Answer: AB

NEW QUESTION 260

- (Topic 2)

Which mode must be set for APs to communicate to a Wireless LAN Controller using the Control and Provisioning of Wireless Access Points (CAPWAP) protocol?

- A. bridge
- B. route
- C. autonomous
- D. lightweight

Answer: D

NEW QUESTION 265

- (Topic 2)

The SW1 interface g0/1 is in the down/down state. Which two configurations are valid reasons for the interface conditions?(choose two)

- A. There is a duplex mismatch
- B. There is a speed mismatch
- C. There is a protocol mismatch
- D. The interface is shut down
- E. The interface is error-disabled

Answer: BE

NEW QUESTION 270

- (Topic 2)

An engineer must configure a WLAN using the strongest encryption type for WPA2- PSK. Which cipher fulfills the configuration requirement?

- A. WEP
- B. RC4
- C. AES
- D. TKIP

Answer: C

Explanation:

Many routers provide WPA2-PSK (TKIP), WPA2-PSK (AES), and WPA2-PSK (TKIP/AES) as options. TKIP is actually an older encryption protocol introduced with WPA to replace the very-insecure WEP encryption at the time. TKIP is actually quite similar to WEP encryption. TKIP is no longer considered secure, and is now deprecated. In other words, you shouldn't be using it.

AES is a more secure encryption protocol introduced with WPA2 and it is currently the strongest encryption type for WPA2-PSK.

NEW QUESTION 273

- (Topic 2)

What Is a syslog facility?

- A. Host that is configured for the system to send log messages
- B. password that authenticates a Network Management System to receive log messages
- C. group of log messages associated with the configured severity level
- D. set of values that represent the processes that can generate a log message

Answer: C

Explanation:

Cisco Community – Difference between logging level and logging facility Post by ahmednaas

"The logging facility command basically tells the syslog server where to put the log message. You configure the syslog server with something like:

local7.debug /var/adm/local7.log

Now, when you use the "logging facility local7" on your device, all messages with severity "debug" or greater should be saved in /var/adm/local7.log."

Example: on a switch, any process (CDP, SNMP, etc.) can generate a log message. On a syslog server, the logging facility is the place where all received messages with the same priority level are stored.

NEW QUESTION 277

- (Topic 2)

A Cisco IP phone receive untagged data traffic from an attached PC. Which action is taken by the phone?

- A. It allows the traffic to pass through unchanged
- B. It drops the traffic
- C. It tags the traffic with the default VLAN
- D. It tags the traffic with the native VLAN

Answer: A

Explanation:

https://www.cisco.com/c/en/us/td/docs/switches/lan/catalyst2960x/software/15-0_2_EX/vlan/configuration_guide/b_vlan_152ex_2960-x_cg/b_vlan_152ex_2960-x_cg_chapter_0110.pdf

Untagged traffic from the device attached to the Cisco IP Phone passes through the phone unchanged, regardless of the trust state of the access port on the phone.

NEW QUESTION 279

- (Topic 2)

Refer to the exhibit.

```
ip arp inspection vlan 2
interface fastethernet 0/1
 switchport mode access
 switchport access vlan 2
```

What is the effect of this configuration?

- A. The switch port interface trust state becomes untrusted
- B. The switch port remains administratively down until the interface is connected to another switch
- C. Dynamic ARP inspection is disabled because the ARP ACL is missing
- D. The switch port remains down until it is configured to trust or untrust incoming packets

Answer: A

Explanation:

Dynamic ARP inspection (DAI) is a security feature that validates ARP packets in a network. It intercepts, logs, and discards ARP packets with invalid IP-to-MAC address bindings. This capability protects the network from certain man-in-the-middle attacks. After enabling DAI, all ports become untrusted ports.

NEW QUESTION 281

- (Topic 2)

Which goal is achieved by the implementation of private IPv4 addressing on a network?

- A. provides an added level of protection against Internet exposure
- B. provides a reduction in size of the forwarding table on network routers
- C. allows communication across the Internet to other private networks
- D. allows servers and workstations to communicate across public network boundaries

Answer: A

NEW QUESTION 285

DRAG DROP - (Topic 2)

Drag and drop the AAA terms from the left onto the description on the right.

accounting	tracks activity
authentication	updates session attributes
authorization	verifies access rights
CoA	verifies identity

- A. Mastered
- B. Not Mastered

Answer: A

Explanation:

1-1, 2-4, 3-3, 4-2

NEW QUESTION 286

- (Topic 2)

Refer to the exhibit.

```

R1#show running-config
Building configuration...
!
interface GigabitEthernet1/0
mtu 1600
ip address 192.168.0.1 255.255.255.252
negotiation auto
!
router ospf 1
router-id 1.1.1.1
passive-interface default
no passive-interface GigabitEthernet1/0
network 192.168.0.1 0.0.0.0 area 0
!
R2#show running-config
Building configuration...
!
interface GigabitEthernet2/0
ip address 192.168.0.2 255.255.255.252
negotiation auto
!
router ospf 1
router-id 2.2.2.2
passive-interface default
no passive-interface GigabitEthernet2/0
network 192.168.0.2 0.0.0.0 area 0

```

Which configuration issue is preventing the OSPF neighbor relationship from being established between the two routers?

- A. R2 is using the passive-interface default command
- B. R1 has an incorrect network command for interface Gi1/0
- C. R2 should have its network command in area 1
- D. R1 interface Gi1/0 has a larger MTU size

Answer: D

NEW QUESTION 287

- (Topic 2)

How does the dynamically-learned MAC address feature function?

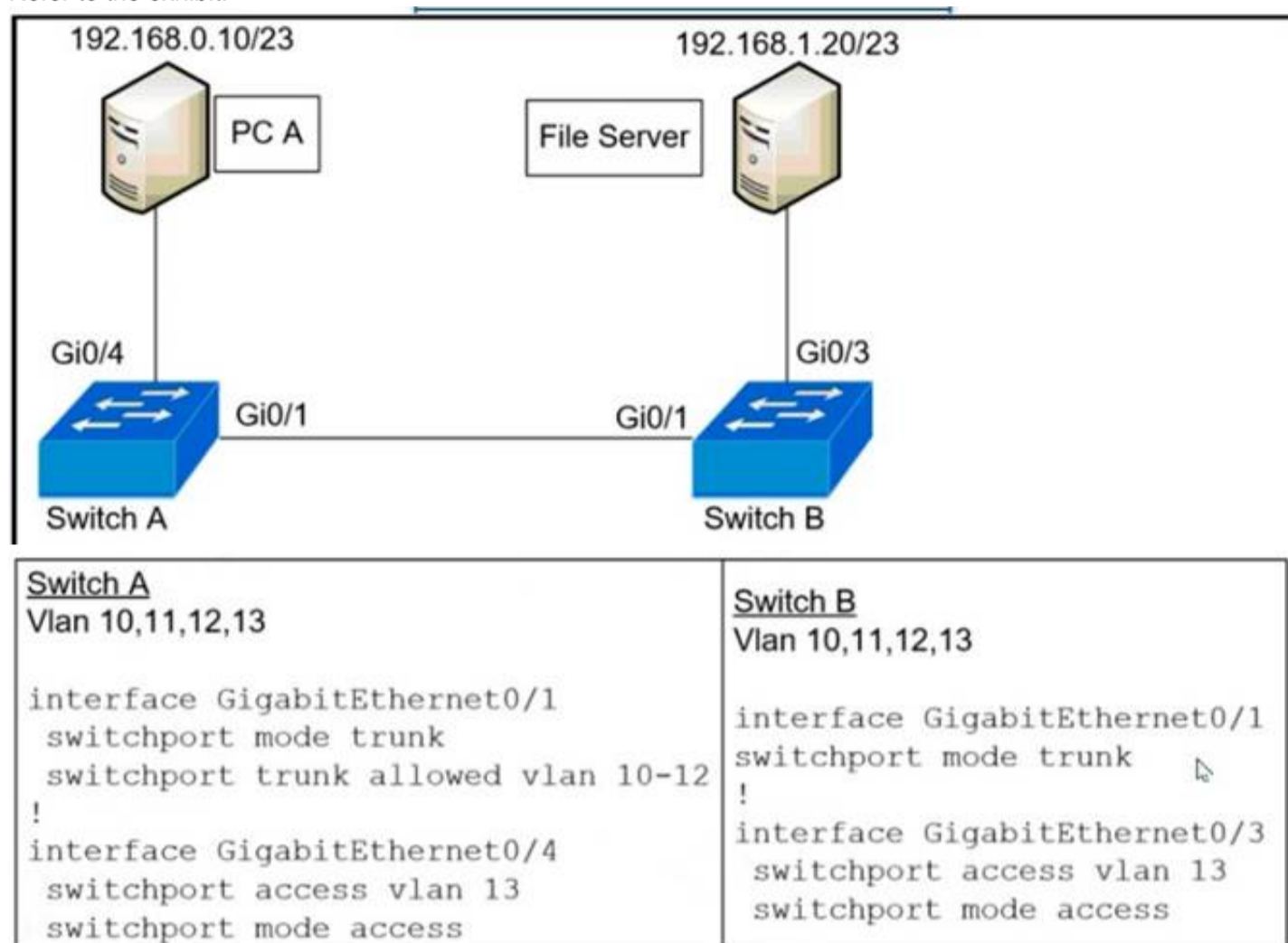
- A. The CAM table is empty until ingress traffic arrives at each port
- B. Switches dynamically learn MAC addresses of each connecting CAM table.
- C. The ports are restricted and learn up to a maximum of 10 dynamically-learned addresses
- D. It requires a minimum number of secure MAC addresses to be filled dynamically

Answer: A

NEW QUESTION 291

- (Topic 2)

Refer to the exhibit.



A network administrator assumes a task to complete the connectivity between PC A and the File Server. Switch A and Switch B have been partially configured with VLAN 10, 11, 12, and 13. What is the next step in the configuration?

- A. Add PC A to VLAN 10 and the File Server to VLAN 11 for VLAN segmentation
- B. Add VLAN 13 to the trunk links on Switch A and Switch B for VLAN propagation
- C. Add a router on a stick between Switch A and Switch B allowing for Inter-VLAN routing.
- D. Add PC A to the same subnet as the File Server allowing for intra-VLAN communication.

Answer: B

NEW QUESTION 293

- (Topic 2)

How does CAPWAP communicate between an access point in local mode and a WLC?

- A. The access point must directly connect to the WLC using a copper cable
- B. The access point must not be connected to the wired network, as it would create a loop
- C. The access point must be connected to the same switch as the WLC
- D. The access point has the ability to link to any switch in the network, assuming connectivity to the WLC

Answer: D

NEW QUESTION 296

- (Topic 2)

Refer to the exhibit.

```
R1# sh ip ospf int gig0/0
Gig0/0 is up, line protocol is up
Internet Address 10.201.24.8/28, Area 1, Attached via Network Statement
Process ID 100, Router ID 192.168.1.1, Network Type BROADCAST, Cost: 1
Topology-MTID    Cost    Disabled    Shutdown    Topology Name
      0          1        no         no         Base
Transmit Delay is 1 sec, State DR, Priority 1
Designated Router (ID) 192.168.1.1, Interface address 10.201.24.8
No backup designated router on this network
Timer intervals configured, Hello 10, Dead 40, Wait 40, Retransmit 5
  oob-resync timeout 40
  Hello due in 00:00:07

R2#sh ip ospf int gig0/0
gig0/0 is up, line protocol is up
Internet Address 10.201.24.1/28, Area 1
Process ID 100, Router ID 172.16.1.1, Network Type BROADCAST, Cost: 1
Transmit Delay is 1 sec, State DR, Priority 1
Designated Router (ID) 172.16.1.1, Interface address 10.201.24.1
No backup designated router on this network
Timer intervals configured, Hello 20, Dead 80, Wait 80, Retransmit 5
```

What action establishes the OSPF neighbor relationship without forming an adjacency?

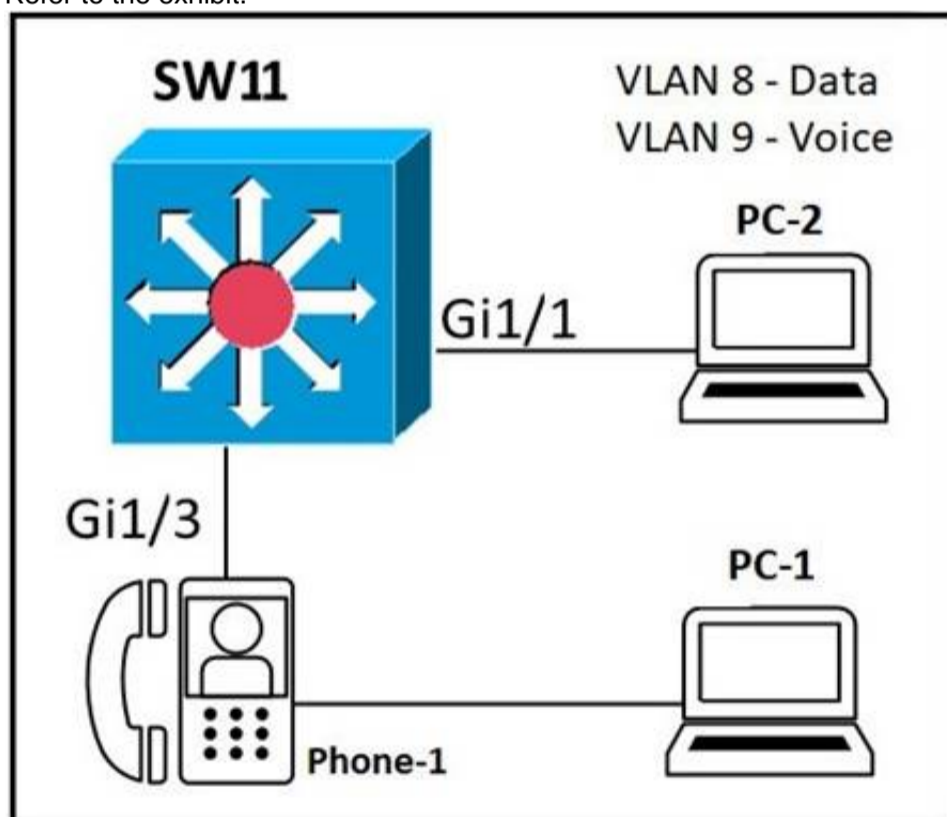
- A. modify hello interval
- B. modify process ID
- C. modify priority
- D. modify network type

Answer: A

NEW QUESTION 297

- (Topic 2)

Refer to the exhibit.



An administrator must configure interfaces Gi1/1 and Gi1/3 on switch SW11 PC-1 and PC- 2 must be placed in the Data VLAN and Phone-1 must be placed in the Voice VLAN Which configuration meets these requirements?

- ☐ interface gigabitethernet1/1
switchport mode access
switchport access vlan 8
!
interface gigabitethernet1/3
switchport mode access
switchport voice vlan 8
switchport access vlan 9
- ☐ interface gigabitethernet1/1
switchport mode access
switchport access vlan 9
!
interface gigabitethernet1/3
switchport mode trunk
switchport trunk vlan 8
switchport trunk vlan 9
- ☐ interface gigabitethernet1/1
switchport mode access
switchport access vlan 8
!
interface gigabitethernet1/3
switchport mode access
switchport access vlan 8
switchport voice vlan 9
- ☐ interface gigabitethernet1/1
switchport mode access
switchport access vlan 8
!
interface gigabitethernet1/3
switchport mode trunk
switchport trunk vlan 8
switchport voice vlan 9

- A. Option A
- B. Option B
- C. Option C
- D. Option D

Answer: C

NEW QUESTION 299

- (Topic 2)

An engineer configures interface Gi1/0 on the company PE router to connect to an ISP Neighbor discovery is disabled

```
interface Gi1/0
description HQ_DC3978-87297
duplex full
speed 100
negotiation auto
lldp transmit
lldp receive
```

Which action is necessary to complete the configuration if the ISP uses third-party network devices?

- A. Enable LLDP globally
- B. Disable autonegotiation
- C. Disable Cisco Discovery Protocol on the interface
- D. Enable LLDP-MED on the ISP device

Answer: D

NEW QUESTION 302

- (Topic 2)

What benefit does controller-based networking provide versus traditional networking?

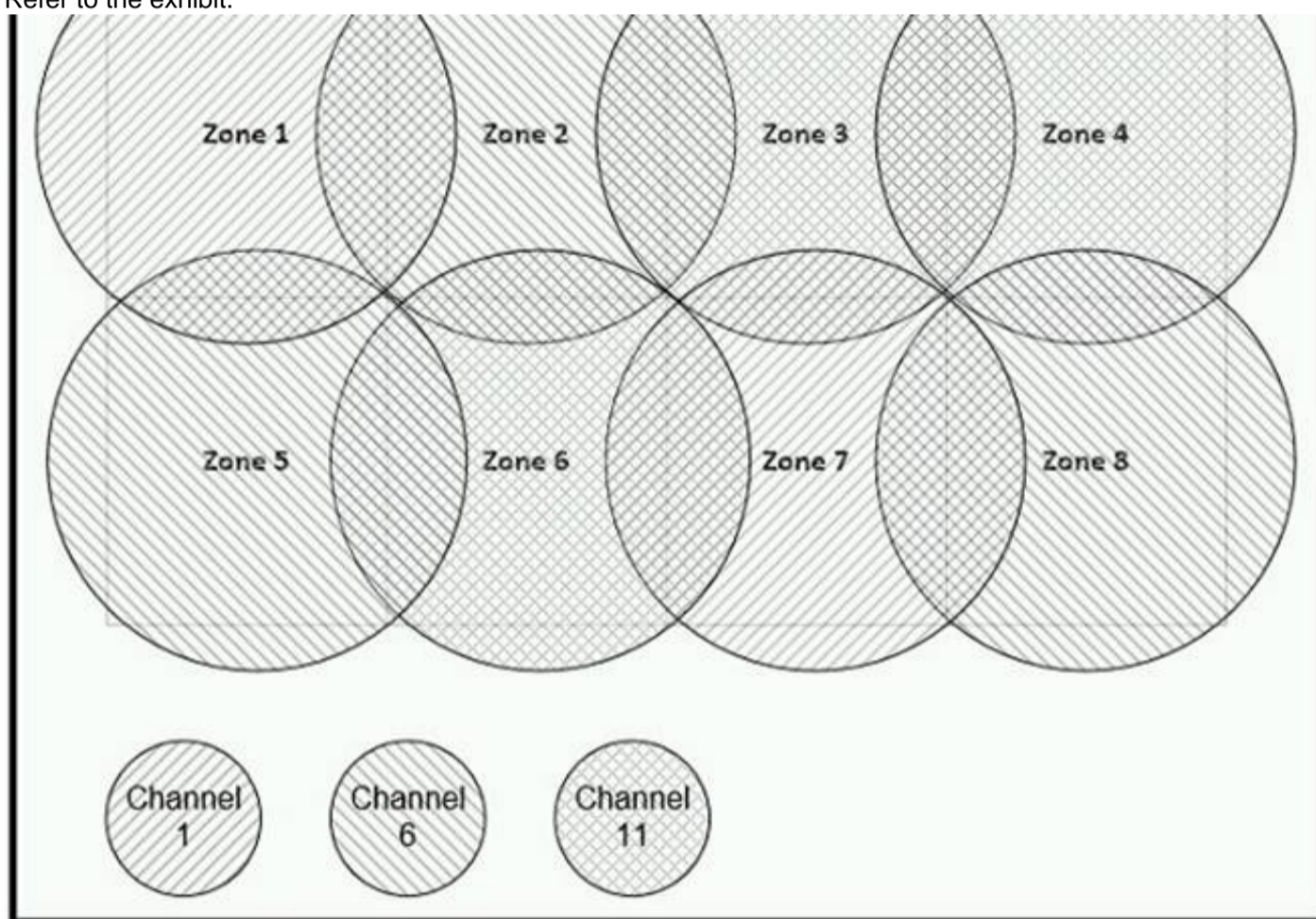
- A. moves from a two-tier to a three-tier network architecture to provide maximum redundancy
- B. provides an added layer of security to protect from DDoS attacks
- C. allows configuration and monitoring of the network from one centralized port
- D. combines control and data plane functionality on a single device to minimize latency

Answer: C

NEW QUESTION 304

- (Topic 2)

Refer to the exhibit.



Between which zones do wireless users expect to experience intermittent connectivity?

- A. between zones 1 and 2
- B. between zones 2 and 5
- C. between zones 3 and 4
- D. between zones 3 and 6

Answer: D

NEW QUESTION 307

- (Topic 2)

Which two primary drivers support the need for network automation? (Choose two.)

- A. Eliminating training needs
- B. Increasing reliance on self-diagnostic and self-healing
- C. Policy-derived provisioning of resources
- D. Providing a ship entry point for resource provisioning
- E. Reducing hardware footprint

Answer: CD

NEW QUESTION 312

- (Topic 2)

Which technology must be implemented to configure network device monitoring with the highest security?

- A. IP SLA
- B. syslog
- C. NetFlow

D. SNMPv3

Answer: C

NEW QUESTION 317

DRAG DROP - (Topic 2)

Drag and drop the lightweight access point operation modes from the left onto the descriptions on the right

bridge mode	allows the access point to communicate with the WLC over a WAN link
local mode	allows for packet captures of wireless traffic
monitor mode	rogue detector mode
Flexconnect mode	preferred for connecting access points in a mesh environment
	receive only mode which acts as a dedicated sensor for RFID and IDS
sniffer mode	transmits normally on one channel and monitors other channels for noise and interference

A. Mastered

B. Not Mastered

Answer: A

Explanation:

bridge mode	local mode
local mode	sniffer mode
monitor mode	rogue detector mode
Flexconnect mode	bridge mode
	Flexconnect mode
sniffer mode	monitor mode

NEW QUESTION 318

- (Topic 2)

Refer to the exhibit.

```

10.0.0.0/24 is subsetting, 1 subnets
C    10.0.0.0 is directly connected, FastEthernet0/1
C    172.160.0/16 is directly connected, FastEthernet0/0
D    192.168.0.0/24 [90/30720] via 172.16.0.2, 00:00:03, FastEthernet0/0

```

Which route type does the routing protocol Code D represent in the output?

A. internal BGP route

B. /24 route of a locally configured IP

C. statically assigned route

D. route learned through EIGRP

Answer: D

NEW QUESTION 323

- (Topic 2)

Refer to the exhibit.

```
R1# show ip route | begin gateway
Gateway of last resort is 209.165.200.246 to network 0.0.0.0
S* 0.0.0.0/0 [1/0] via 209.165.200.246, Serial0/1/0
    is directly connected, Serial0/1/0
    172.16.0.0/16 is variably subnetted, 2 subnets, 2 masks
S   172.16.3.0/24 [1/0] via 209.165.200.250, Serial0/0/0
O   172.16.3.0/28 [110/1] via 209.165.200.254, 00:00:28, Serial0/0/1
    209.165.200.0/24 is variably subnetted, 6 subnets, 2 masks
C   209.165.200.244/30 is directly connected, Serial0/1/0
L   209.165.200.245/32 is directly connected, Serial0/1/0
C   209.165.200.248/30 is directly connected, Serial0/0/0
L   209.165.200.249/32 is directly connected, Serial0/0/0
C   209.165.200.252/30 is directly connected, Serial0/0/1
L   209.165.200.253/32 is directly connected, Serial0/0/1
```

A packet is being sent across router R1 to host 172.16.0.14. What is the destination route for the packet?

- A. 209.165.200.254 via Serial0/0/1
- B. 209.165.200.254 via Serial0/0/0
- C. 209.165.200.246 via Serial0/1/0
- D. 209.165.200.250 via Serial0/0/0

Answer: A

NEW QUESTION 326

- (Topic 2)

What is the function of a server?

- A. It transmits packets between hosts in the same broadcast domain.
- B. It provides shared applications to end users.
- C. It routes traffic between Layer 3 devices.
- D. It Creates security zones between trusted and untrusted networks

Answer: B

NEW QUESTION 329

- (Topic 2)

Refer to the exhibit.

```
R1# show ip route | begin gateway
Gateway of last resort is 209.165.200.246 to network 0.0.0.0
S* 0.0.0.0/0 [1/0] via 209.165.200.246, Serial0/1/0
    is directly connected, Serial0/1/0
    172.16.0.0/16 is variably subnetted, 2 subnets, 2 masks
S   172.16.3.0/24 [1/0] via 207.165.200.250, Serial0/0/0
O   172.16.3.0/28 [110/84437] via 207.165.200.254, 00:00:28, Serial0/0/1
    207.165.200.0/24 is variably subnetted, 6 subnets, 2 masks
C   207.165.200.244/30 is directly connected, Serial0/1/0
L   207.165.200.245/32 is directly connected, Serial0/1/0
C   207.165.200.248/30 is directly connected, Serial0/0/0
L   207.165.200.249/32 is directly connected, Serial0/0/0
C   207.165.200.252/30 is directly connected, Serial0/0/1
L   207.165.200.253/32 is directly connected, Serial0/0/1
```

A packet is being sent across router R1 to host 172.163.3.14. To which destination does the router send the packet?

- A. 207.165.200.246 via Serial0/1/0
- B. 207.165.200.254 via Serial0/0/1
- C. 207.165.200.254 via Serial0/0/0
- D. 207.165.200.250 via Serial0/0/0

Answer: B

NEW QUESTION 332

- (Topic 2)

Which technology can prevent client devices from arbitrarily connecting to the network without state remediation?

- A. 802.1x
- B. IP Source Guard
- C. MAC Authentication Bypass
- D. 802.11n

Answer: A

NEW QUESTION 333

- (Topic 2)

What are two characteristics of a controller-based network? (Choose two)

- A. The administrator can make configuration updates from the CLI
- B. It uses northbound and southbound APIs to communicate between architectural layers
- C. It moves the control plane to a central point.
- D. It decentralizes the control plane, which allows each device to make its own forwarding decisions
- E. It uses Telnet to report system issues.

Answer: BC

NEW QUESTION 337

- (Topic 2)

What is a function of a Layer 3 switch?

- A. move frames between endpoints limited to IP addresses
- B. transmit broadcast traffic when operating in Layer 3 mode exclusively
- C. forward Ethernet frames between VLANs using only MAC addresses
- D. flood broadcast traffic within a VLAN

Answer: A

NEW QUESTION 340

- (Topic 2)

What is a difference between RADIUS and TACACS+?

- A. RADIUS is most appropriate for dial authentication, but TACACS+ can be used for multiple types of authentication
- B. TACACS+ encrypts only password information and RADIUS encrypts the entire payload
- C. TACACS+ separates authentication and authorization, and RADIUS merges them
- D. RADIUS logs all commands that are entered by the administrator, but TACACS+ logs only start, stop, and interim commands

Answer: C

NEW QUESTION 343

- (Topic 2)

What is the purpose of an SSID?

- A. It provides network security
- B. It differentiates traffic entering access points
- C. It identifies an individual access point on a WLAN
- D. It identifies a WLAN

Answer: D

Explanation:

“In IEEE 802.11 wireless local area networking standards (including Wi-Fi), a service set is a group of wireless network devices which share a service set identifier (SSID)... A service set forms a logical network of nodes operating with shared link-layer networking parameters; they form one logical network segment.”

NEW QUESTION 346

- (Topic 2)

How do traditional campus device management and Cisco DNA Center device management differ in regards to deployment?

- A. Cisco DNA Center device management can deploy a network more quickly than traditional campus device management
- B. Traditional campus device management allows a network to scale more quickly than with Cisco DNA Center device management
- C. Cisco DNA Center device management can be implemented at a lower cost than most traditional campus device management options
- D. Traditional campus device management schemes can typically deploy patches and updates more quickly than Cisco DNA Center device management

Answer: A

NEW QUESTION 347

- (Topic 2)

Which type of organization should use a collapsed-core architecture?

- A. large and requires a flexible, scalable network design
- B. large and must minimize downtime when hardware fails
- C. small and needs to reduce networking costs currently
- D. small but is expected to grow dramatically in the near future

Answer: C

Explanation:

A collapsed-core architecture is a limited investment for a small company, and may be efficient and productive for a limited time.

NEW QUESTION 348

- (Topic 2)

Which QoS tool is used to optimize voice traffic on a network that is primarily intended for data traffic?

- A. FIFO
- B. WFQ

C. PQ
D. WRED

Answer: C

NEW QUESTION 349

- (Topic 2)

An organization secures its network with multi-factor authentication using an authenticator app on employee smartphone. How is the application secured in the case of a user's smartphone being lost or stolen?

- A. The application requires an administrator password to reactivate after a configured Interval.
- B. The application requires the user to enter a PIN before it provides the second factor.
- C. The application challenges a user by requiring an administrator password to reactivate when the smartphone is rebooted.
- D. The application verifies that the user is in a specific location before it provides the second factor.

Answer: B

NEW QUESTION 351

- (Topic 2)

What are two recommendations for protecting network ports from being exploited when located in an office space outside of an IT closer? (Choose two.)

- A. enable the PortFast feature on ports
- B. implement port-based authentication
- C. configure static ARP entries
- D. configure ports to a fixed speed
- E. shut down unused ports

Answer: BE

NEW QUESTION 356

- (Topic 2)

Which result occurs when PortFast is enabled on an interface that is connected to another switch?

- A. Spanning tree may fail to detect a switching loop in the network that causes broadcast storms
- B. VTP is allowed to propagate VLAN configuration information from switch to switch automatically.
- C. Root port choice and spanning tree recalculation are accelerated when a switch link goes down
- D. After spanning tree converges PortFast shuts down any port that receives BPDUs.

Answer: A

Explanation:

Enabling the PortFast feature causes a switch or a trunk port to enter the STP forwarding-state immediately or upon a linkup event, thus bypassing the listening and learning states.

Note: To enable portfast on a trunk port you need the trunk keyword "spanning-tree portfast trunk"

NEW QUESTION 360

- (Topic 2)

Which IPv6 address type provides communication between subnets and is unable to route on the Internet?

- A. global unicast
- B. unique local
- C. link-local
- D. multicast

Answer: B

NEW QUESTION 363

- (Topic 2)

An engineer needs to configure LLDP to send the port description time length value (TLV). What command sequence must be implemented?

- A. switch(config-line)#lldp port-description
- B. switch(config)#lldp port-description
- C. switch(config-if)#lldp port-description
- D. switch#lldp port-description

Answer: B

NEW QUESTION 365

- (Topic 1)

Why was the RFC 1918 address space defined?

- A. conserve public IPv4 addressing
- B. preserve public IPv6 address space
- C. reduce instances of overlapping IP addresses
- D. support the NAT protocol

Answer:

A

NEW QUESTION 368

- (Topic 1)

Refer to the exhibit.

Router#					
Capability Codes: R - Router, T - Trans Bridge, B - Source Route Bridge					
S - Switch, H - Host, I - IGMP, r - Repeater, P - Phone,					
D - Remote, C - CVTA, M - Two-port Mac Relay					
Device ID	Local Intrfce	Holdtme	Capability	Platform	Port ID
10.1.1.2	Gig 37/3	176	R I	CPT 600	Gig 36/41
10.1.1.2	Gig 37/1	174	R I	CPT 600	Gig 36/43
10.1.1.2	Gig 36/41	134	R I	CPT 600	Gig 37/3
10.1.1.2	Gig 36/43	134	R I	CPT 600	Gig 37/1
10.1.1.2	Ten 3/2	132	R I	CPT 600	Ten 4/2
10.1.1.2	Ten 4/2	174	R I	CPT 600	Ten 3/2

Which command provides this output?

- A. show ip route
- B. show ip interface
- C. show interface
- D. show cdp neighbor

Answer: D

NEW QUESTION 372

- (Topic 1)

What is the difference regarding reliability and communication type between TCP and UDP?

- A. TCP is reliable and is a connection-oriented protocol UDP is not reliable and is a connectionless protocol
- B. TCP is not reliable and is a connection-oriented protocol; UDP is reliable and is aconnectionless protocol
- C. TCP is not reliable and is a connectionless protocol; UDP is reliable and is a connection- oriented protocol
- D. TCP is reliable and is a connectionless protocol; UDP is not reliable and is a connection- oriented protocol

Answer: A

NEW QUESTION 376

- (Topic 1)

Which network action occurs within the data plane?

- A. compare the destination IP address to the IP routing table.
- B. run routing protocols (OSPF, EIGRP, RIP, BGP)
- C. make a configuration change from an incoming NETCONF RPC
- D. reply to an incoming ICMP echo request

Answer: A

NEW QUESTION 378

- (Topic 1)

After installing a new Cisco ISE server, which task must the engineer perform on the Cisco WLC to connect wireless clients on a specific VLAN based on their credentials?

- A. Enable the allow AAA Override
- B. Enable the Even: Driven RRM.
- C. Disable the LAG Mode or Next Reboot.
- D. Enable the Authorized MIC APs against auth-list or AAA.

Answer: A

NEW QUESTION 383

- (Topic 1)

Which switch technology establishes a network connection immediately when it is plugged in?

- A. PortFast
- B. BPDU guard
- C. UplinkFast
- D. BackboneFast

Answer: A

Explanation:

PortFast is useful to connect hosts and switches to a switch. Access layer switches are more frequently “plugged in” and “plugged out” than distribution or core layer switches. Also, this feature’s target is just to minimize STP convergence time.

NEW QUESTION 387

- (Topic 1)

Which 802.11 frame type is association response?

- A. management
- B. protected frame
- C. control
- D. action

Answer: A

Explanation:

Reference: https://en.wikipedia.org/wiki/802.11_Frame_Types

NEW QUESTION 390

- (Topic 1)

Which two command sequences must you configure on switch to establish a Layer 3 EtherChannel with an open-standard protocol? (Choose two)

- A. interface GigabitEthernet0/0/1 channel-group 10 mode on
- B. interface GigabitEthernet0/0/1 channel-group 10 mode active
- C. interface GigabitEthernet0/0/1 channel-group 10 mode auto
- D. interface port-channel 10 switchportswitchport mode trunk
- E. interface port-channel 10 no switchportip address 172.16.0.1.255.255.255.0

Answer: BE

NEW QUESTION 394

- (Topic 1)

Two switches are connected and using Cisco Dynamic Trunking Protocol SW1 is set to Dynamic Desirable
 What is the result of this configuration?

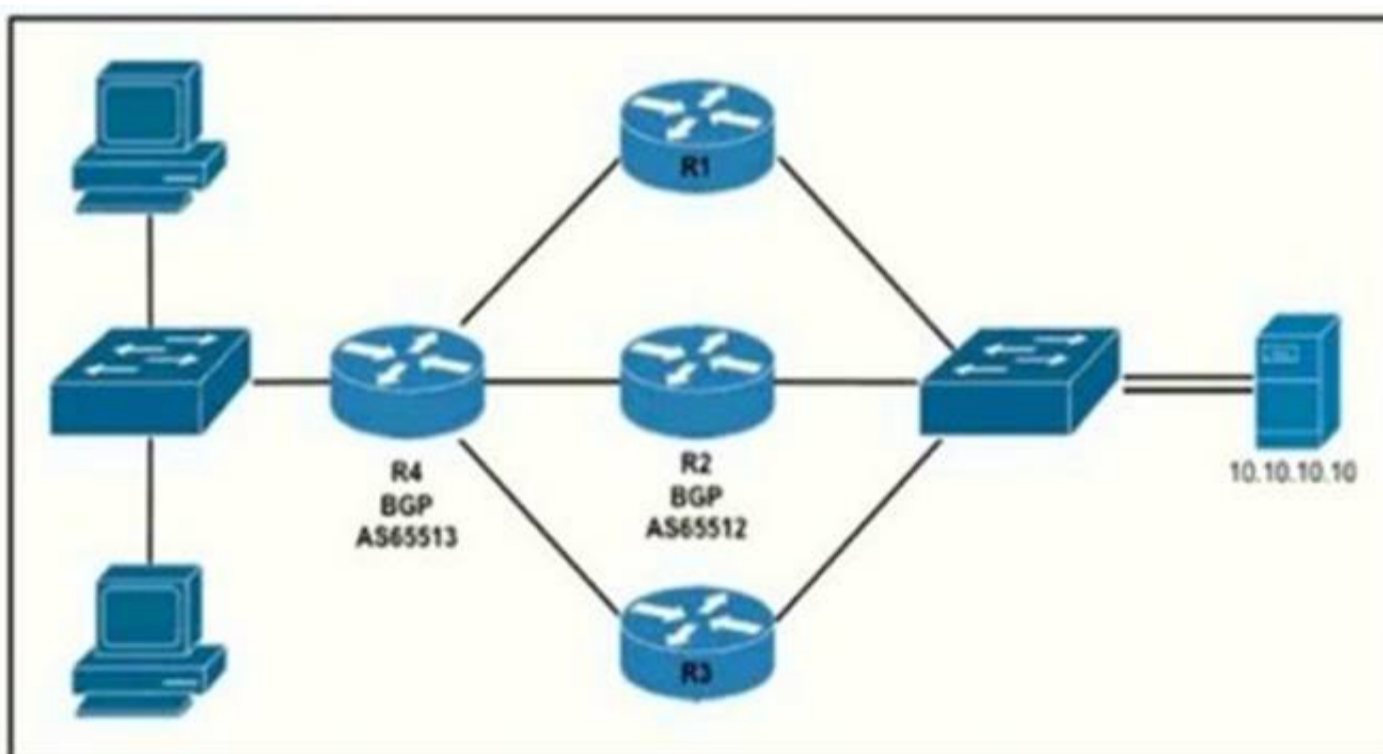
- A. The link is in a down state.
- B. The link is in an error disables state
- C. The link is becomes an access port.
- D. The link becomes a trunk port.

Answer: D

NEW QUESTION 396

- (Topic 1)

Refer to the exhibit.



Router R4 is dynamically learning the path to the server. If R4 is connected to R1 via OSPF Area 20, to R2 via R2 BGP, and to R3 via EIGRP 777, which path is installed in the routing table of R4?

- A. the path through R1, because the OSPF administrative distance is 110
- B. the path through R2. because the IBGP administrative distance is 200
- C. the path through R2 because the EBGP administrative distance is 20
- D. the path through R3. because the EIGRP administrative distance is lower than OSPF and BGP

Answer: C

NEW QUESTION 397

- (Topic 1)

What are two similarities between UTP Cat 5e and Cat 6a cabling? (Choose two.)

- A. Both operate at a frequency of 500 MHz.
- B. Both support runs of up to 55 meters.
- C. Both support runs of up to 100 meters.
- D. Both support speeds of at least 1 Gigabit.
- E. Both support speeds up to 10 Gigabit.

Answer: CD

NEW QUESTION 400

- (Topic 1)

Which command automatically generates an IPv6 address from a specified IPv6 prefix and MAC address of an interface?

- A. ipv6 address dhcp
- B. ipv6 address 2001:DB8:5:112::/64 eui-64
- C. ipv6 address autoconfig
- D. ipv6 address 2001:DB8:5:112::2/64 link-local

Answer: C

Explanation:

The “ipv6 address autoconfig” command causes the device to perform IPv6 stateless address autoconfiguration to discover prefixes on the link and then to add the EUI-64 based addresses to the interface. Addresses are configured depending on the prefixes received in Router Advertisement (RA) messages. The device will listen for RA messages which are transmitted periodically from the router (DHCP Server). This RA message allows a host to create a global IPv6 address from: + Its interface identifier (EUI-64 address) + Link Prefix (obtained via RA) Note: Global address is the combination of Link Prefix and EUI-64 address

NEW QUESTION 404

- (Topic 1)

What is a DNS lookup operation?

- A. DNS server pings the destination to verify that it is available
- B. serves requests over destination port 53
- C. DNS server forwards the client to an alternate IP address when the primary IP is down
- D. responds to a request for IP address to domain name resolution to the DNS server

Answer: D

NEW QUESTION 408

- (Topic 1)

What are two roles of the Dynamic Host Configuration Protocol (DHCP)? (Choose two)

- A. The DHCP server offers the ability to exclude specific IP addresses from a pool of IP addresses
- B. The DHCP client can request up to four DNS server addresses
- C. The DHCP server assigns IP addresses without requiring the client to renew them
- D. The DHCP server leases client IP addresses dynamically.
- E. The DHCP client maintains a pool of IP addresses it can assign.

Answer: AD

NEW QUESTION 411

- (Topic 1)

What are network endpoints?

- A. act as routers to connect a user to the service provider network
- B. a threat to the network if they are compromised
- C. support inter-VLAN connectivity
- D. enforce policies for campus-wide traffic going to the internet

Answer: B

NEW QUESTION 412

- (Topic 1)

What are two benefits of controller-based networking compared to traditional networking?

- A. controller-based increases network bandwidth usage, while traditional lightens the load on the network.
- B. controller-based inflates software costs, while traditional decreases individual licensing costs
- C. Controller-based reduces network configuration complexity, while traditional increases the potential for errors
- D. Controller-based provides centralization of key IT function
- E. While traditional requires distributed management function
- F. controller-based allows for fewer network failures, while traditional increases failure rates.

Answer: CD

Explanation:

Cisco DNA Center Device Management

* 3. Monitor the cloud for software update

* 5. Uses CLI templates to apply a consistent configuration to multiple devices at an individual location

* 6. Uses NetFlow to analyse potential security threats throughout the network and take appropriate action on that traffic

Traditional device management

* 2. Manages device configuration on a per-device basis

* 4. Security is managed near the perimeter of the network with firewalls, VPNs, and IPS

? Implements changes via an SSH terminal

NEW QUESTION 417

- (Topic 1)

What is the primary effect of the spanning-tree portfast command?

A. it enables BPDU messages

B. It minimizes spanning-tree convergence time

C. It immediately puts the port into the forwarding state when the switch is reloaded

D. It immediately enables the port in the listening state

Answer: B

Explanation:

Reference:

https://www.cisco.com/c/en/us/td/docs/switches/lan/catalyst3560/software/release/12-2_55_se/configuration/guide/3560_scg/swstpopt.html

NEW QUESTION 419

- (Topic 1)

What describes the operation of virtual machines?

A. Virtual machines are responsible for managing and allocating host hardware resources

B. In a virtual machine environment, physical servers must run one operating system at a time.

C. Virtual machines are the physical hardware that support a virtual environment.

D. Virtual machines are operating system instances that are decoupled from server hardware

Answer: B

NEW QUESTION 423

- (Topic 1)

Refer to the exhibit.

```
Atlanta#conf t
Enter configuration commands, one per line. End with CNTL/Z.
Atlanta(config)#aaa new-model
Atlanta(config)#aaa authentication login default local
Atlanta(config)#line vty 0 4
Atlanta(config-line)#login authentication default
Atlanta(config-line)#exit
Atlanta(config)#username ciscoadmin password adminadmin123
Atlanta(config)#username ciscoadmin privilege 15
Atlanta(config)#enable password cisco123
Atlanta(config)#enable secret testing1234
Atlanta(config)#end
```

Which password must an engineer use to enter the enable mode?

A. adminadmin123

B. default

C. testing 1234

D. cisco123

Answer: C

Explanation:

If neither the enable password command nor the enable secret command is configured, and if there is a line password configured for the console, the console line password serves as the enable password for all VTY sessions -> The “enable secret” will be used first if available, then “enable password” and line password.

NEW QUESTION 424

DRAG DROP - (Topic 1)

Drag drop the descriptions from the left onto the correct configuration-management technologies on the right.

fundamental configuration elements are stored in a manifest	Ansible
uses TCP port 10002 for configuration push jobs	
uses Ruby for fundamental configuration elements	Chef
uses SSH for remote device communication	
uses TCP 8140 for communication	Puppet
uses YAML for fundamental configuration elements	

- A. Mastered
- B. Not Mastered

Answer: A

Explanation:

The focus of Ansible is to be streamlined and fast, and to require no node agent installation. Thus, Ansible performs all functions over SSH. Ansible is built on Python, in contrast to the Ruby foundation of Puppet and Chef. TCP port 10002 is the command port. It may be configured in the Chef Push Jobs configuration file . This port allows Chef Push Jobs clients to communicate with the Chef Push Jobs server. Puppet is an open-source configuration management solution, which is built with Ruby and offers custom Domain Specific Language (DSL) and Embedded Ruby (ERB) templates to create custom Puppet language files, offering a declarative-paradigm programming approach. A Puppet piece of code is called a manifest, and is a file with .pp extension.

NEW QUESTION 428

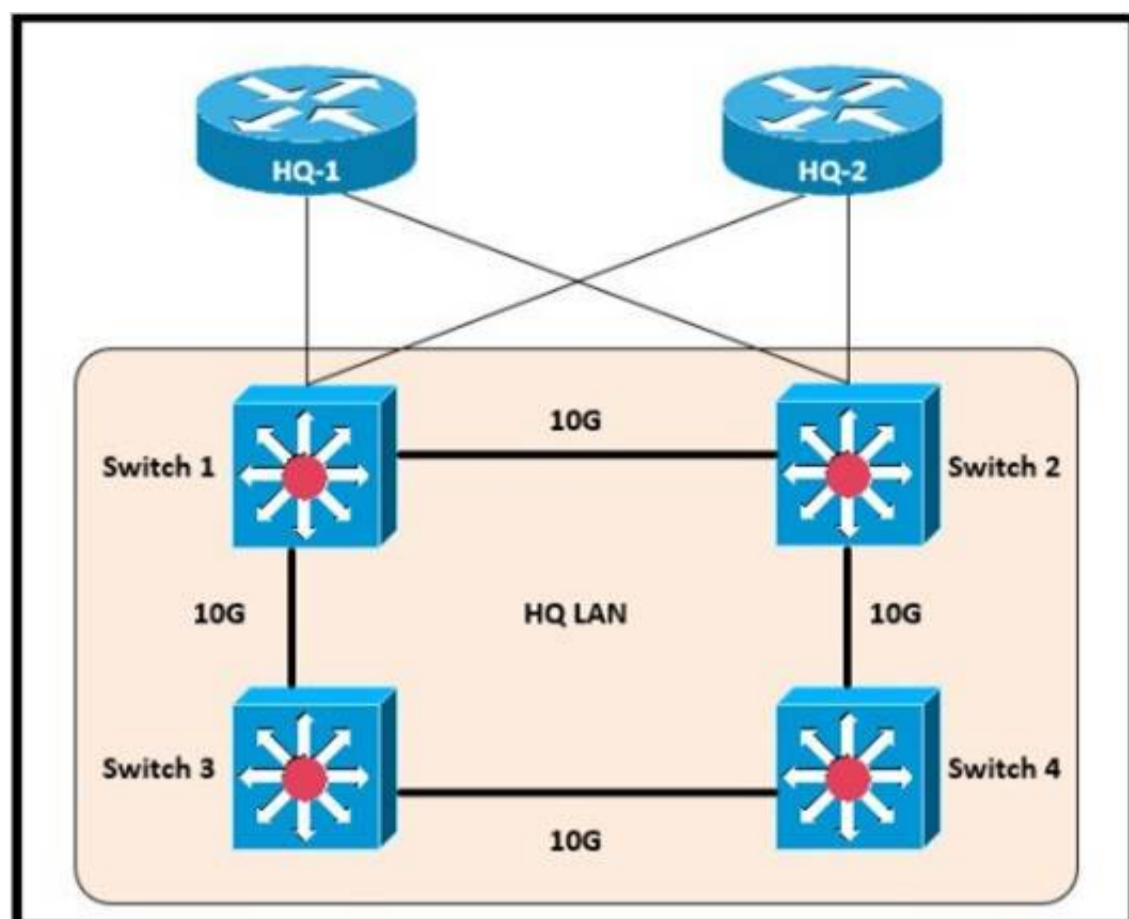
- (Topic 1)
How do TCP and UDP differ in the way they guarantee packet delivery?

- A. TCP uses checksum, acknowledgement, and retransmissions, and UDP uses checksums only.
- B. TCP uses two-dimensional parity checks, checksums, and cyclic redundancy checks and UDP uses retransmissions only.
- C. TCP uses checksum, parity checks, and retransmissions, and UDP uses acknowledgements only.
- D. TCP uses retransmissions, acknowledgement and parity checks and UDP uses cyclic redundancy checks only.

Answer: A

NEW QUESTION 431

- (Topic 1)
Refer to the exhibit.



Which switch becomes the root of the spanning tree for VLAN 110?

```
Switch 1
VLAN 110 - 32778 0018.184e.3c00
Switch 2
VLAN 110 - 24586 001a.e3ff.a680
Switch 3
VLAN 110 - 28682 0022.55cf.cc00
Switch 4
VLAN 110 - 64000 0e38.7363.657f
```

- A. Switch 1
- B. Switch 2
- C. Switch 3
- D. Switch 4

Answer: B

NEW QUESTION 433

- (Topic 1)

What uses HTTP messages to transfer data to applications residing on different hosts?

- A. OpenFlow
- B. OpenStack
- C. OpFlex
- D. REST

Answer: D

NEW QUESTION 436

- (Topic 1)

What occurs when overlapping Wi-Fi channels are implemented?

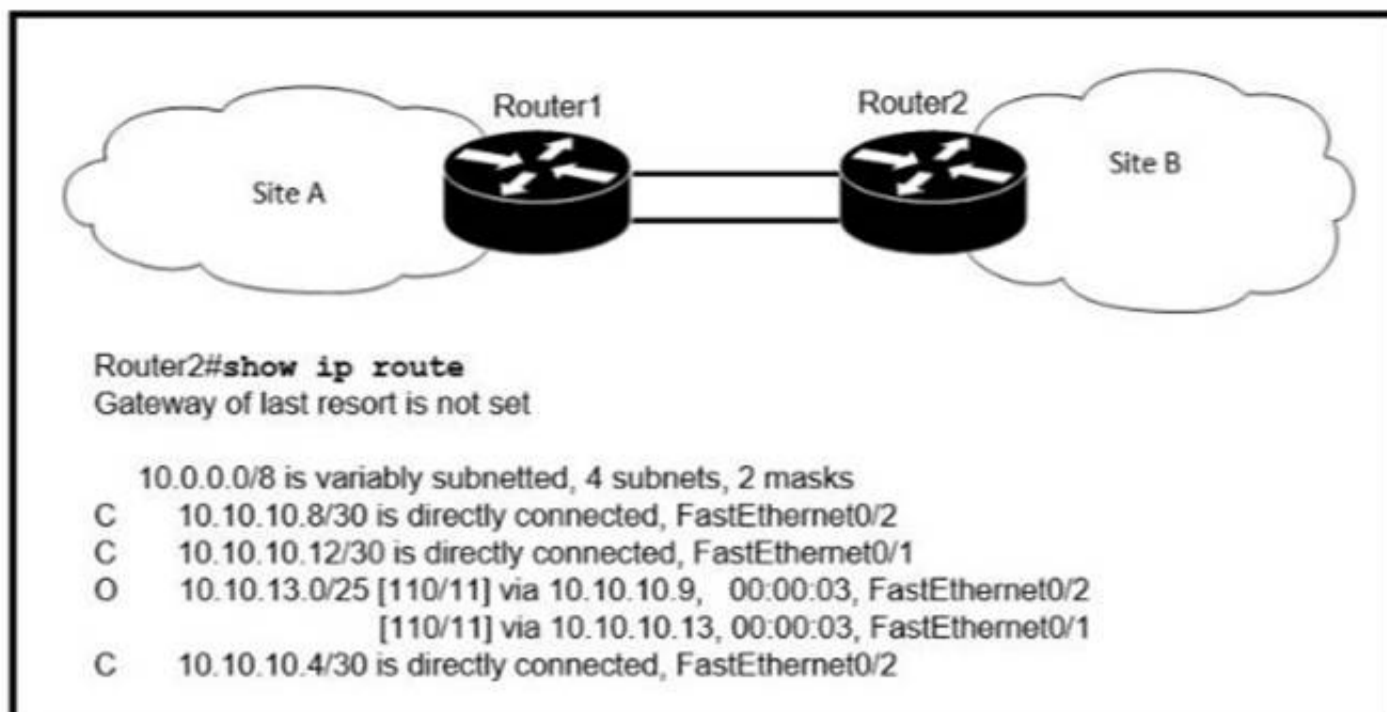
- A. The wireless network becomes vulnerable to unauthorized access.
- B. Wireless devices are unable to distinguish between different SSIDs
- C. Users experience poor wireless network performance.
- D. Network communications are open to eavesdropping.

Answer: C

NEW QUESTION 438

- (Topic 1)

Refer to the exhibit.



If OSPF is running on this network, how does Router 2 handle traffic from Site B to 10.10.13/25 at Site A?

- A. It sends packets out of interface Fa0/2 only.
- B. It sends packets out of interface Fa0/1 only.
- C. It cannot send packets to 10.10.13 128/25
- D. It load-balances traffic out of Fa0/1 and Fa0/2

Answer: C

Explanation:

Router2 does not have an entry for the subnet 10.10.13.128/25. It only has an entry for 10.10.13.0/25, which ranges from 10.10.13.0 to 10.10.13.127.
<https://study-ccna.com/administrative-distance-metric/>

NEW QUESTION 443

- (Topic 1)

What are two functions of a Layer 2 switch? (Choose two)

- A. acts as a central point for association and authentication servers
- B. selects the best route between networks on a WAN
- C. moves packets within a VLAN
- D. moves packets between different VLANs
- E. makes forwarding decisions based on the MAC address of a packet

Answer: AE

NEW QUESTION 446

- (Topic 1)

How does HSRP provide first hop redundancy?

- A. It load-balances traffic by assigning the same metric value to more than one route to the same destination in the IP routing table.
- B. It load-balances Layer 2 traffic along the path by flooding traffic out all interfaces configured with the same VLAN.
- C. It forwards multiple packets to the same destination over different routed links in the data path
- D. It uses a shared virtual MAC and a virtual IP address to a group of routers that serve as the default gateway for hosts on a LAN

Answer: D

Explanation:

https://www.cisco.com/c/en/us/td/docs/ios-xml/ios/ipapp_fhrp/configuration/xr-16/fhrp-xr-16-book/fhrp-hsrp-mgo.html

NEW QUESTION 451

- (Topic 1)

What is a benefit of using a Cisco Wireless LAN Controller?

- A. Central AP management requires more complex configurations
- B. Unique SSIDs cannot use the same authentication method
- C. It supports autonomous and lightweight APs
- D. It eliminates the need to configure each access point individually

Answer: D

NEW QUESTION 453

- (Topic 1)

What is a network appliance that checks the state of a packet to determine whether the packet is legitimate?

- A. Layer 2 switch
- B. load balancer
- C. firewall

D. LAN controller

Answer: C

NEW QUESTION 458

DRAG DROP - (Topic 1)

Drag and drop the WLAN components from the left onto the correct descriptions on the right.

access point	device that manages access points
virtual interface	device that provides Wi-Fi devices with a connection to a wired network
dynamic interface	used for out of band management of a WLC
service port	used to support mobility management of the WLC
wireless LAN controller	applied to the WLAN for wireless client communication

A. Mastered

B. Not Mastered

Answer: A

Explanation:

access point	wireless LAN controller
virtual interface	access point
dynamic interface	service port
service port	virtual interface
wireless LAN controller	dynamic interface

NEW QUESTION 463

- (Topic 1)

which purpose does a northbound API serve in a controller-based networking architecture?

- A. communicates between the controller and the physical network hardware
- B. reports device errors to a controller
- C. generates statistics for network hardware and traffic
- D. facilitates communication between the controller and the applications

Answer: D

NEW QUESTION 466

- (Topic 1)

Which type of attack can be mitigated by dynamic ARP inspection?

- A. worm
- B. malware
- C. DDoS
- D. man-in-the-middle

Answer: D

NEW QUESTION 467

- (Topic 1)

What is the default behavior of a Layer 2 switch when a frame with an unknown destination MAC address is received?

- A. The Layer 2 switch drops the received frame
- B. The Layer 2 switch floods packets to all ports except the receiving port in the given VLAN.
- C. The Layer 2 switch sends a copy of a packet to CPU for destination MAC address learning.

D. The Layer 2 switch forwards the packet and adds the destination MAC address to its MAC address table

Answer: B

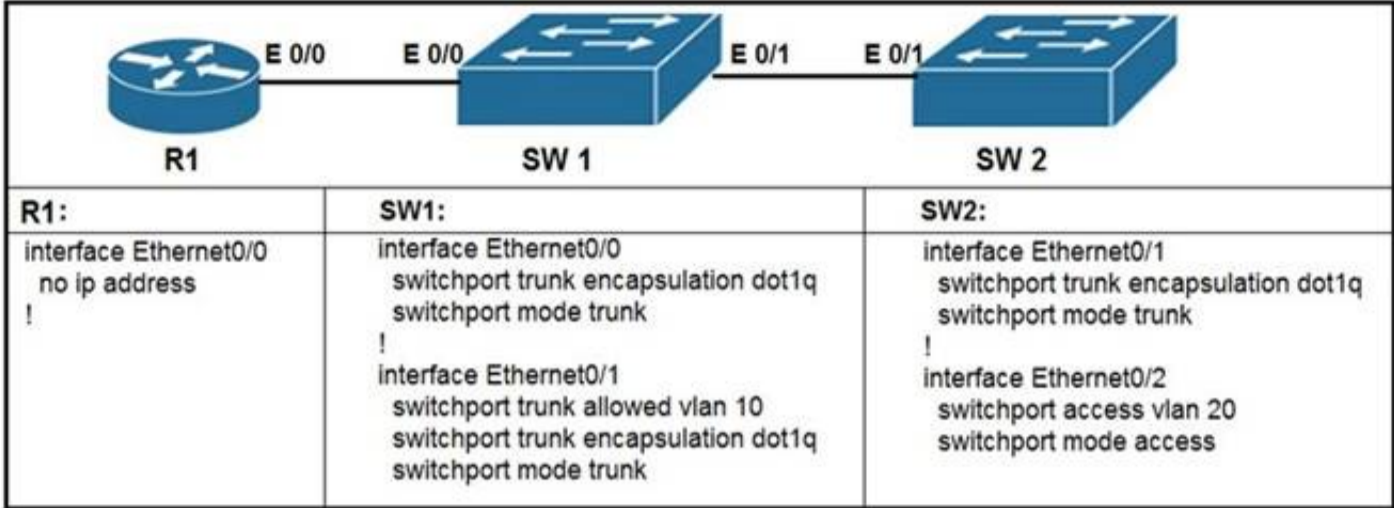
Explanation:

If the destination MAC address is not in the CAM table (unknown destination MAC address), the switch sends the frame out all other ports that are in the same VLAN as the received frame. This is called flooding. It does not flood the frame out the same port on which the frame was received.

NEW QUESTION 471

- (Topic 1)

Refer to the exhibit.



What commands are needed to add a subinterface to Ethernet0/0 on R1 to allow for VLAN 20, with IP address 10.20.20.1/24?

- A. R1(config)#interface ethernet0/0 R1(config)#encapsulation dot1q 20R1(config)#ip address 10.20.20.1 255.255.255.0
- B. R1(config)#interface ethernet0/0.20 R1(config)#encapsulation dot1q 20R1(config)#ip address 10.20.20.1 255.255.255.0
- C. R1(config)#interface ethernet0/0.20 R1(config)#ip address 10.20.20.1 255.255.255.0
- D. R1(config)#interface ethernet0/0 R1(config)#ip address 10.20.20.1 255.255.255.0

Answer: B

NEW QUESTION 473

DRAG DROP - (Topic 1)

Drag and drop the characteristics of network architectures from the left onto the type of architecture on the right.

single device handles the core and the distribution layer

enhances network availability

more cost-effective than other options

most appropriate for small network designs

separate devices handle the core and the distribution layer

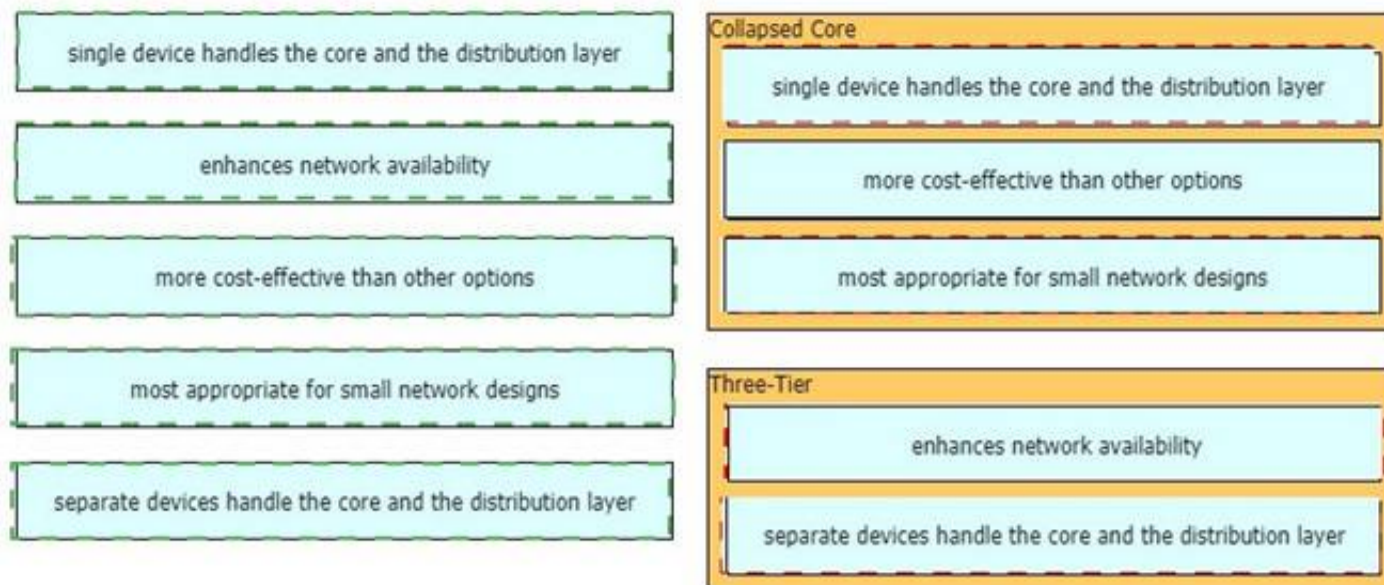
Collapsed Core

Three-Tier

- A. Mastered
- B. Not Mastered

Answer: A

Explanation:



NEW QUESTION 475

DRAG DROP - (Topic 1)

Drag the IPv6 DNS record types from the left onto the description on the right.



- A. Mastered
- B. Not Mastered

Answer: A

Explanation:

[https://ns1.com/resources/dns-types-records-servers-and-queries#:~:text=Address%20Mapping%20record%20\(A%20Record,a%20hostname%20to%20another%20hostname.](https://ns1.com/resources/dns-types-records-servers-and-queries#:~:text=Address%20Mapping%20record%20(A%20Record,a%20hostname%20to%20another%20hostname.)

NEW QUESTION 478

- (Topic 1)

What is recommended for the wireless infrastructure design of an organization?

- A. group access points together to increase throughput on a given channel
- B. configure the first three access points are configured to use Channels 1, 6, and 11
- C. include a least two access points on nonoverlapping channels to support load balancing
- D. assign physically adjacent access points to the same Wi-Fi channel

Answer: B

NEW QUESTION 480

- (Topic 1)

What are two southbound APIs? (Choose two)

- A. OpenFlow
- B. NETCONF
- C. Thrift
- D. CORBA
- E. DSC

Answer: AB

Explanation:

OpenFlow is a well-known southbound API. OpenFlow defines the way the SDN Controller should interact with the forwarding plane to make adjustments to the network, so it can better adapt to changing business requirements.

The Network Configuration Protocol (NetConf) uses Extensible Markup Language (XML) to install, manipulate and delete configuration to network devices.

NEW QUESTION 485

- (Topic 1)

How does a switch process a frame received on Fa0/1 with the destination MAC address of 0e38.7363.657b when the table is missing the address?

- A. It drops the frame immediately.
- B. It forwards the frame back out of interface Fa0/1.
- C. It floods the frame to all interfaces except Fa0/1.
- D. It holds the frame until the MAC address timer expires and then drops the frame.

Answer: C

NEW QUESTION 486

- (Topic 1)

Which function is performed by the collapsed core layer in a two-tier architecture?

- A. enforcing routing policies
- B. marking interesting traffic for data polices
- C. attaching users to the edge of the network
- D. applying security policies

Answer: A

NEW QUESTION 491

- (Topic 1)

An engineer needs to add an old switch back into a network. To prevent the switch from corrupting the VLAN database which action must be taken?

- A. Add the switch in the VTP domain with a lower revision number
- B. Add the switch with DTP set to dynamic desirable
- C. Add the switch in the VTP domain with a higher revision number
- D. Add the switch with DTP set to desirable

Answer: A

NEW QUESTION 494

- (Topic 1)

Which security program element involves installing badge readers on data-center doors to allow workers to enter and exit based on their job roles?

- A. role-based access control
- B. biometrics
- C. multifactor authentication
- D. physical access control

Answer: D

NEW QUESTION 495

- (Topic 1)

When a floating static route is configured, which action ensures that the backup route is used when the primary route fails?

- A. The floating static route must have a higher administrative distance than the primary route so it is used as a backup
- B. The administrative distance must be higher on the primary route so that the backup route becomes secondary.
- C. The floating static route must have a lower administrative distance than the primary route so it is used as a backup
- D. The default-information originate command must be configured for the route to be installed into the routing table

Answer: A

NEW QUESTION 499

- (Topic 1)

Refer to the exhibit.

```

R1# show ip route
Codes: C - connected, S - static, I - IGRP, R - RIP, M - mobile, B - BGP
       D - EIGRP, EX - EIGRP external, O - OSPF, IA - OSPF inter area
       N1 - OSPF NSSA external type 1, N2 - OSPF NSSA external type 2
       E1 - OSPF external type 1, E2 - OSPF external type 2, X - EGP
       i - IS-IS, L1 - IS-IS level-1, L2 - IS-IS level-2, * - candidate default
       U - per-user static route, o - ODR
Gateway of last resort is not set
C    10.0.0.0/8 is directly connected, Loopback0
     10.0.0.0/8 is variably subnetted, 4 subnets, 2 masks
O    10.0.1.3/32 [110/100] via 10.0.1.3, 00:39:08, Serial0
C    10.0.1.0/24 is directly connected, Serial0
O    10.0.1.5/32 [110/5] via 10.0.1.50, 00:39:08, Serial0
O    10.0.1.4/32 [110/10] via 10.0.1.4, 00:39:08, Serial0

```

What is the next hop address for traffic that is destined to host 10.0.1.5?

- A. 10.0.1.3

- B. 10.0.1.50
- C. 10.0.1.4
- D. Loopback D

Answer: B

NEW QUESTION 501

- (Topic 1)

Which device performs stateful inspection of traffic?

- A. firewall
- B. switch
- C. access point
- D. wireless controller

Answer: A

NEW QUESTION 504

- (Topic 1)

A port security violation has occurred on a switch port due to the maximum MAC address count being exceeded. Which command must be configured to increment the security- violation count and forward an SNMP trap?

- A. switchport port-security violation access
- B. switchport port-security violation protect
- C. switchport port-security violation restrict
- D. switchport port-security violation shutdown

Answer: C

Explanation:

https://www.cisco.com/c/en/us/td/docs/switches/lan/catalyst4500/12-2/25ew/configuration/guide/conf/port_sec.html

NEW QUESTION 505

- (Topic 1)

Which MAC address is recognized as a VRRP virtual address?

- A. 0000.5E00.010a
- B. 0005.3711.0975
- C. 0000.0C07.AC99
- D. 0007.C070/AB01

Answer: A

Explanation:

With VRRP, the virtual router's MAC address is 0000.5E00.01xx , in which xx is the VRRP group.

NEW QUESTION 510

- (Topic 1)

What does a switch use to build its MAC address table?

- A. VTP
- B. DTP
- C. egress traffic
- D. ingress traffic

Answer: D

NEW QUESTION 514

- (Topic 1)

What are two roles of Domain Name Services (DNS)? (Choose Two)

- A. builds a flat structure of DNS names for more efficient IP operations
- B. encrypts network Traffic as it travels across a WAN by default
- C. improves security by protecting IP addresses under Fully Qualified Domain Names (FQDNs)
- D. enables applications to identify resources by name instead of IP address
- E. allows a single host name to be shared across more than one IP address

Answer: DE

NEW QUESTION 516

- (Topic 1)

Which two events occur automatically when a device is added to Cisco DNA Center?

(Choose two.)

- A. The device is assigned to the Global site.
- B. The device is placed into the Unmanaged state.

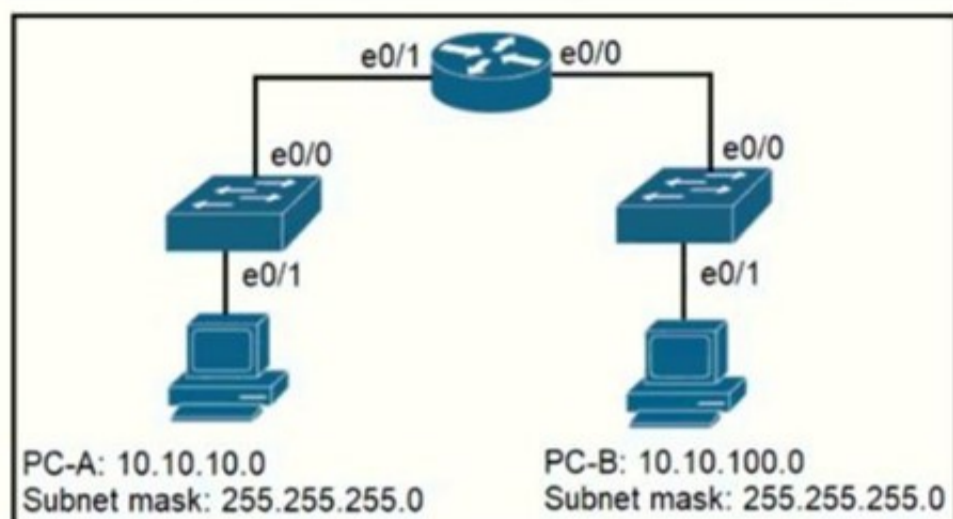
- C. The device is placed into the Provisioned state.
- D. The device is placed into the Managed state.
- E. The device is assigned to the Local site.

Answer: AB

NEW QUESTION 517

- (Topic 1)

Refer to the exhibit.



When PC-A sends traffic to PC-B, which network component is in charge of receiving the packet from PC-A verifying the IP addresses, and forwarding the packet to PC-B?

- A. Layer 2 switch
- B. Router
- C. Load balancer
- D. firewall

Answer: B

Explanation:

PC--A and PC-B are not in the same network. Switches send traffic in layer 2 and within the same VLA while routers route traffic to different subnet and at layer 3.

NEW QUESTION 520

- (Topic 1)

Which network allows devices to communicate without the need to access the Internet?

- A. 1729.0.0/16
- B. 172.28.0.0/16
- C. 192.0.0.0/8
- D. 209.165.201.0/24

Answer: B

Explanation:

The private ranges of each class of IPv4 are listed below:

Class A private IP address ranges from 10.0.0.0 to 10.255.255.255 Class B private IP address ranges from 172.16.0.0 to 172.31.255.255 Class C private IP address ranges from 192.168.0.0 to 192.168.255.255 Only the network 172.28.0.0/16 belongs to the private IP address (of class B).

NEW QUESTION 524

- (Topic 1)

Which command is used to specify the delay time in seconds for LLDP to initialize on any interface?

- A. lldp timer
- B. lldp holdtimt
- C. lldp reinit
- D. lldp tlv-select

Answer: C

Explanation:

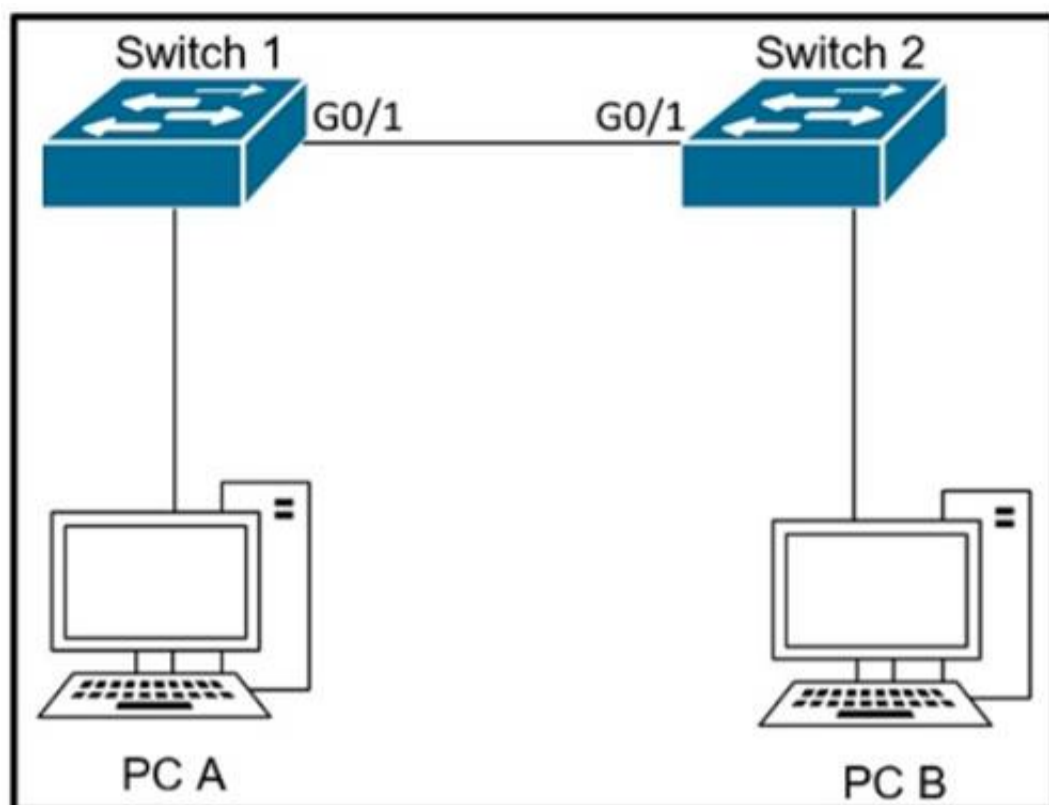
Reference: https://www.cisco.com/c/en/us/td/docs/switches/lan/catalyst2960/software/release/12-2_37_ey/configuration/guide/scg/swlldp.pdf

+ lldp holdtime seconds: Specify the amount of time a receiving device should hold the information from your device before discarding it+ lldp reinit delay: Specify the delay time in seconds for LLDP to initialize on an interface+ lldp timer rate: Set the sending frequency of LLDP updates in seconds

NEW QUESTION 528

- (Topic 1)

Refer to the exhibit.



The network administrator wants VLAN 67 traffic to be untagged between Switch 1 and Switch 2 while all other VLANs are to remain tagged. Which command accomplishes this task?

- A. switchport access vlan 67
- B. switchport trunk allowed vlan 67
- C. switchport private-vlan association host 67
- D. switchport trunk native vlan 67

Answer: D

NEW QUESTION 532

- (Topic 1)

What is a DHCP client?

- A. a workstation that requests a domain name associated with its IP address
- B. a host that is configured to request an IP address automatically
- C. a server that dynamically assigns IP addresses to hosts.
- D. a router that statically assigns IP addresses to hosts.

Answer: B

NEW QUESTION 536

- (Topic 1)

What is the benefit of using FHRP?

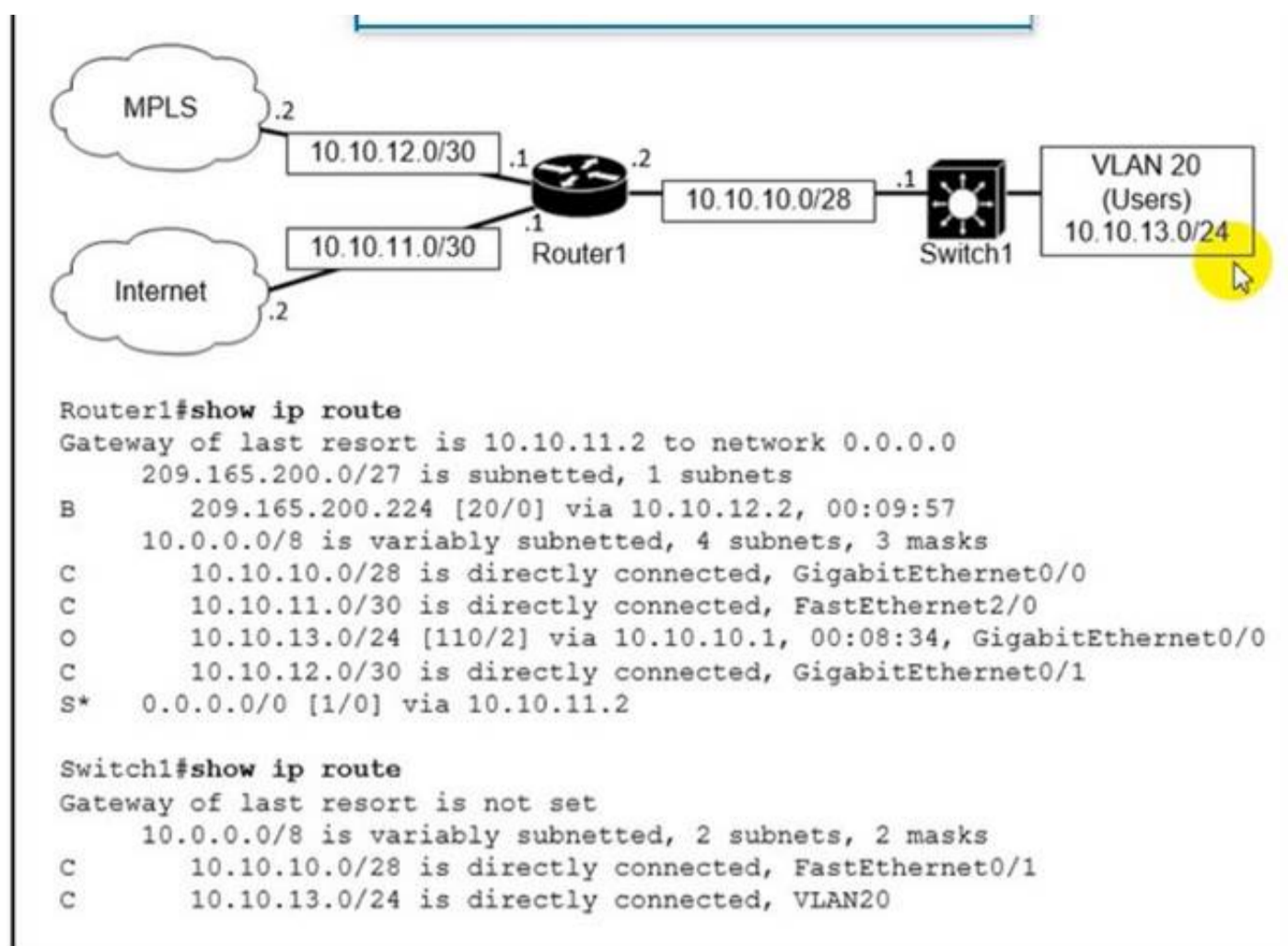
- A. reduced management overhead on network routers
- B. balancing traffic across multiple gateways in proportion to their loads
- C. higher degree of availability
- D. reduced ARP traffic on the network

Answer: C

NEW QUESTION 537

- (Topic 1)

Refer to the exhibit.



which path is used by the router for internet traffic ?

- A. 209.165.200.0/27
- B. 10.10.10.0/28
- C. 0.0.0.0/0
- D. 10.10.13.0/24

Answer: C

NEW QUESTION 541

DRAG DROP - (Topic 1)

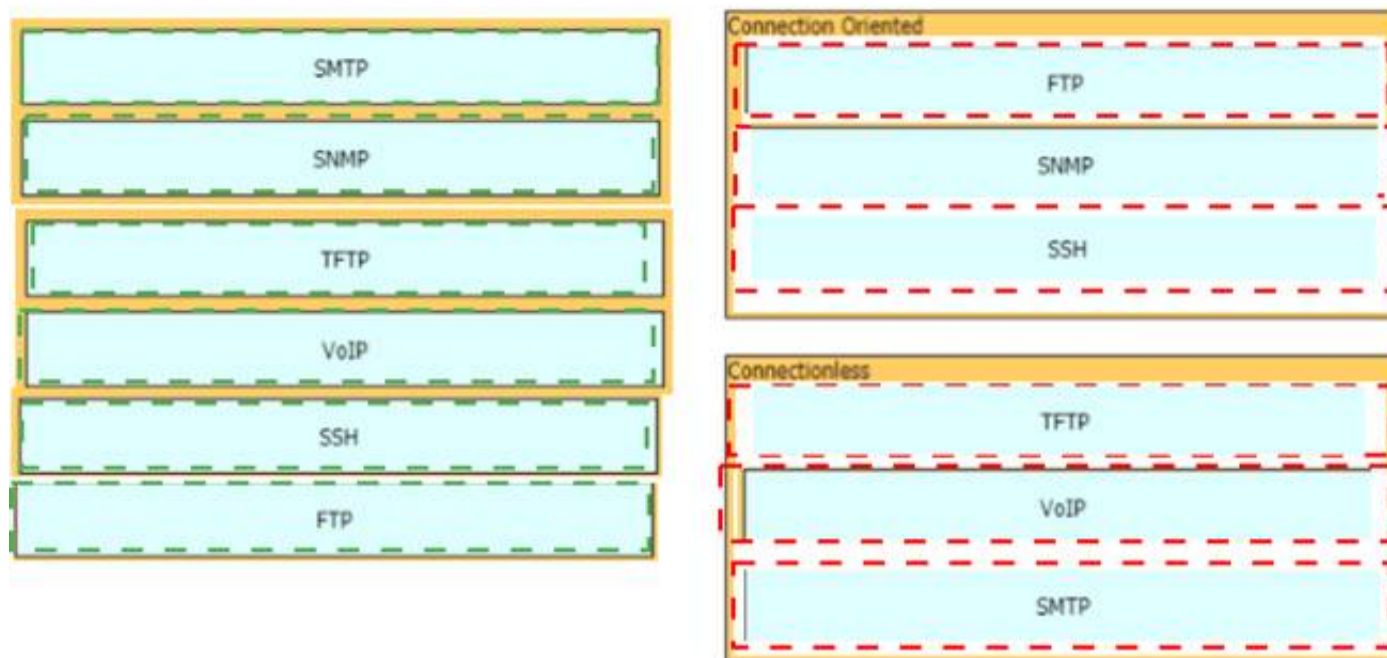
Drag and drop the network protocols from the left onto the correct transport services on the right.

Network Protocols	Connection Oriented	Connectionless
SMTP		
SNMP		
TFTP		
VoIP		
SSH		
FTP		

- A. Mastered
- B. Not Mastered

Answer: A

Explanation:



NEW QUESTION 545

- (Topic 1)

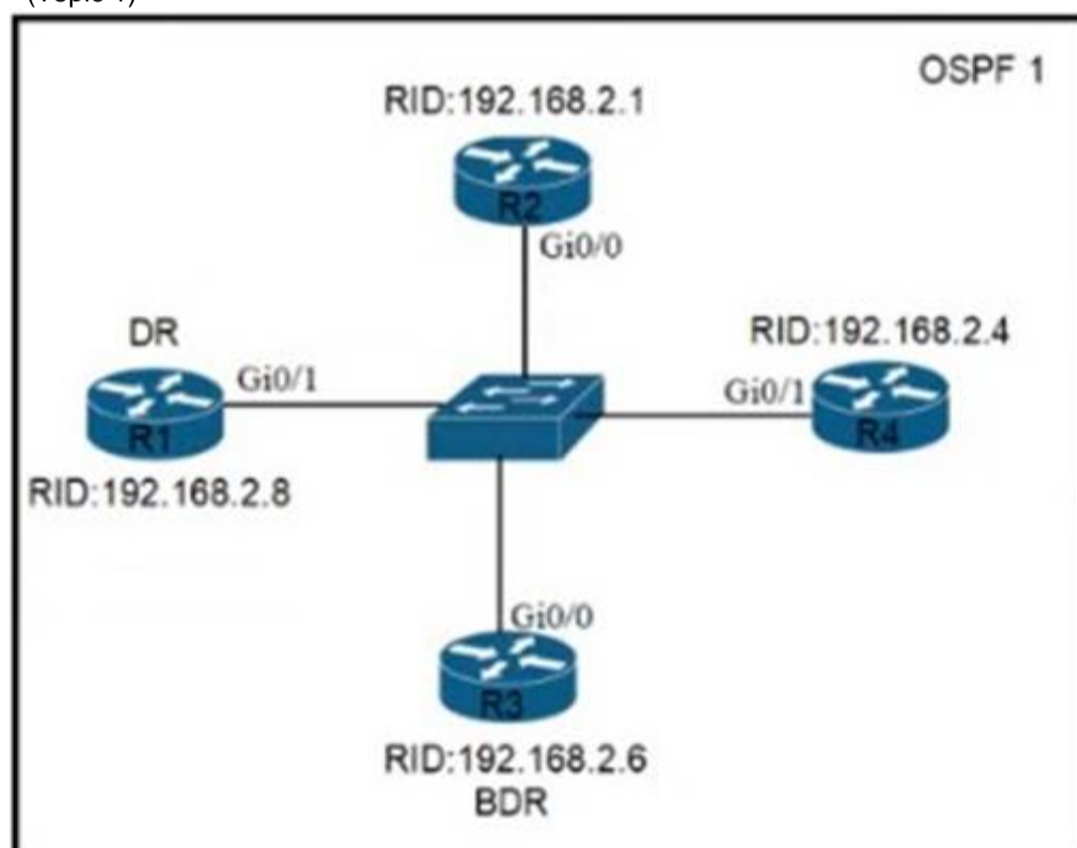
How is the native VLAN secured in a network?

- A. separate from other VLANs within the administrative domain
- B. give it a value in the private VLAN range
- C. assign it as VLAN 1
- D. configure it as a different VLAN ID on each end of the link

Answer: A

NEW QUESTION 546

- (Topic 1)



Refer to the exhibit. All routers in the network are configured R2 must be the DR. After the engineer connected the devices, R1 was elected as the DR. Which command sequence must be configure on R2 to Be elected as the DR in the network?

- ☐ R2(config)#interface gi0/0
R2(config-if)#ip ospf priority 1
- ☐ R2(config)#interface gi0/0
R2(config-if)#ip ospf priority 100
- ☐ R2(config)#router ospf 1
R2(config-router)#router-id 10.100.100.100
- ☐ R2(config)#router ospf 1
R2(config-router)#router-id 192.168.2.7

- A. Option A
- B. Option B

- C. Option C
- D. Option D

Answer: B

NEW QUESTION 550

DRAG DROP - (Topic 1)

An engineer is configuring an encrypted password for the enable command on a router where the local user database has already been configured Drag and drop the configuration commands from the left into the correct sequence on the right Not all commands are used

configure terminal	first
enable	second
enable secret \$hfl@4fs	third
exit	fourth
line vty 0 4	
service password-encryption	

- A. Mastered
- B. Not Mastered

Answer: A

Explanation:

configure terminal	enable
enable	configure terminal
enable secret \$hfl@4fs	enable secret \$hfl@4fs
exit	line vty 0 4
line vty 0 4	
service password-encryption	

NEW QUESTION 553

- (Topic 1)

What does a router do when configured with the default DNS lookup settings, and a URL is entered on the CLI?

- A. initiates a ping request to the URL
- B. prompts the user to specify the desired IP address
- C. continuously attempts to resolve the URL until the command is cancelled
- D. sends a broadcast message in an attempt to resolve the URL

Answer: D

NEW QUESTION 557

- (Topic 1)

In which two ways does a password manager reduce the chance of a hacker stealing a users password? (Choose two.)

- A. It automatically provides a second authentication factor that is unknown to the original user.
- B. It uses an internal firewall to protect the password repository from unauthorized access.
- C. It protects against keystroke logging on a compromised device or web site.
- D. It stores the password repository on the local workstation with built-in antivirus and anti- malware functionality
- E. It encourages users to create stronger passwords.

Answer: CE

NEW QUESTION 562

- (Topic 1)

A network administrator is asked to configure VLANS 2, 3 and 4 for a new implementation. Some ports must be assigned to the new VLANS with unused remaining. Which action should be taken for the unused ports?

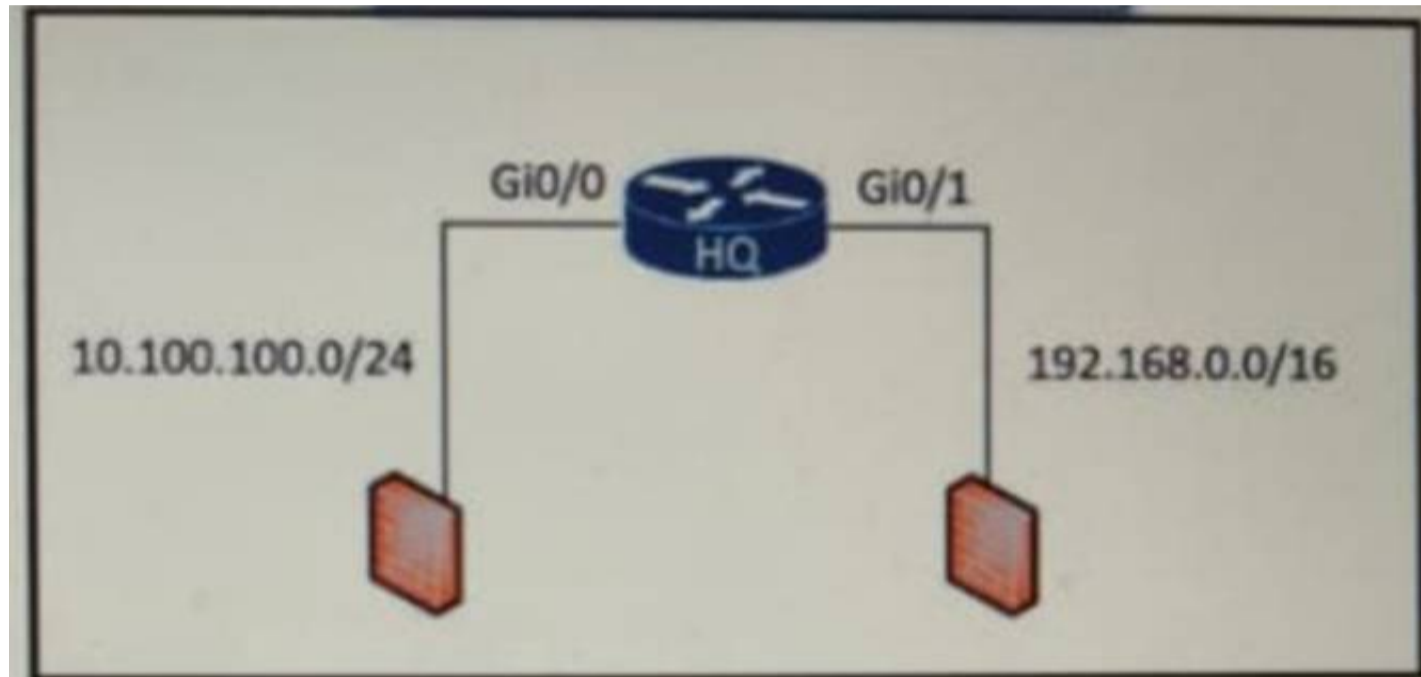
- A. configure port in the native VLAN
- B. configure ports in a black hole VLAN
- C. configure in a nondefault native VLAN
- D. configure ports as access ports

Answer: B

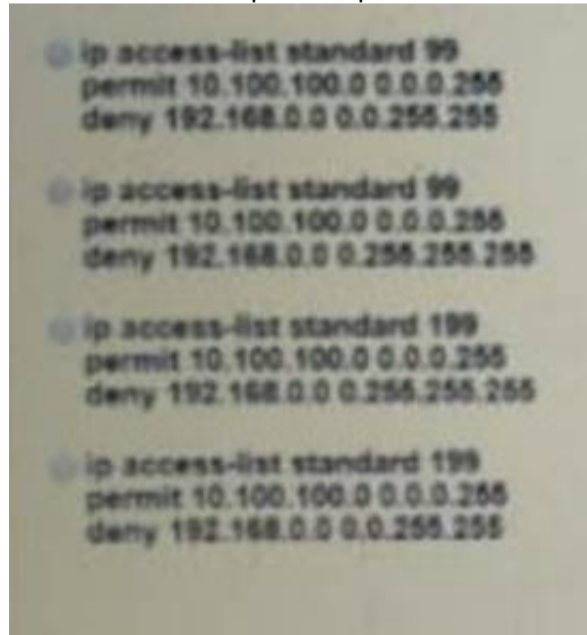
NEW QUESTION 563

- (Topic 1)

Refer to the exhibit.



An access list is required to permit traffic from any host on interface G0/0 and deny traffic from interface G0/1. Which access list must be applied?



- A. Option A
- B. Option B
- C. Option C
- D. Option D

Answer: A

NEW QUESTION 568

- (Topic 1)

Which API is used in controller-based architectures to interact with edge devices?

- A. overlay
- B. northbound
- C. underlay
- D. southbound

Answer: D

NEW QUESTION 571

- (Topic 1)

How do servers connect to the network in a virtual environment?

- A. wireless to an access point that is physically connected to the network

- B. a cable connected to a physical switch on the network
- C. a virtual switch that links to an access point that is physically connected to the network
- D. a software switch on a hypervisor that is physically connected to the network

Answer: D

NEW QUESTION 572

- (Topic 1)

What software defined architecture plane assists network devices with making packet- forwarding decisions by providing Layer 2 reachability and Layer 3 routing information?

- A. data plane
- B. control plane
- C. policy plane
- D. management plane

Answer: B

NEW QUESTION 576

- (Topic 1)

Which output displays a JSON data representation?

- A.

```
{
  "response": {
    "taskid": {},
    "url": "string"
  },
  "version": "string"
}
```
- B.

```
{
  "response"- {
    "taskid"- {},
    "url"- "string"
  },
  "version"- "string"
}
```
- C.

```
{
  "response": {
    "taskid": {},
    "url": "string"
  },
  "version": "string"
}
```
- D.

```
{
  "response". {
    "taskid". {},
    "url". "string"
  },
  "version". "string"
}
```

- A. Option A
- B. Option B
- C. Option C
- D. Option D

Answer: C

Explanation:

JSON data is written as name/value pairs. A name/value pair consists of a field name (in double quotes), followed by a colon, followed by a value: "name": "Mark" JSON can use arrays. Array values must be of type string, number, object, array, boolean or null. For

example:{"name": "John", "age": 30, "cars": ["Ford", "BMW", "Fiat"]}JSON can have empty object like "taskId":{}

NEW QUESTION 578

DRAG DROP - (Topic 1)

Drag and drop the IPv6 address type characteristics from the left to the right.

attached to a single subnet	Link-Local Address
addresses with prefix FC00::/7	
configured only once per interface	
addressing for exclusive use internally without Internet routing	Unique Local Address

- A. Mastered
 B. Not Mastered

Answer: A

Explanation:

attached to a single subnet	Link-Local Address
addresses with prefix FC00::/7	addresses with prefix FC00::/7
configured only once per interface	addressing for exclusive use internally without Internet routing
addressing for exclusive use internally without Internet routing	Unique Local Address
	configured only once per interface
	attached to a single subnet

NEW QUESTION 583

- (Topic 1)

What criteria is used first during the root port selection process?

- A. local port ID
 B. lowest path cost to the root bridge
 C. lowest neighbor's bridge ID
 D. lowest neighbor's port ID

Answer: B

NEW QUESTION 588

- (Topic 1)

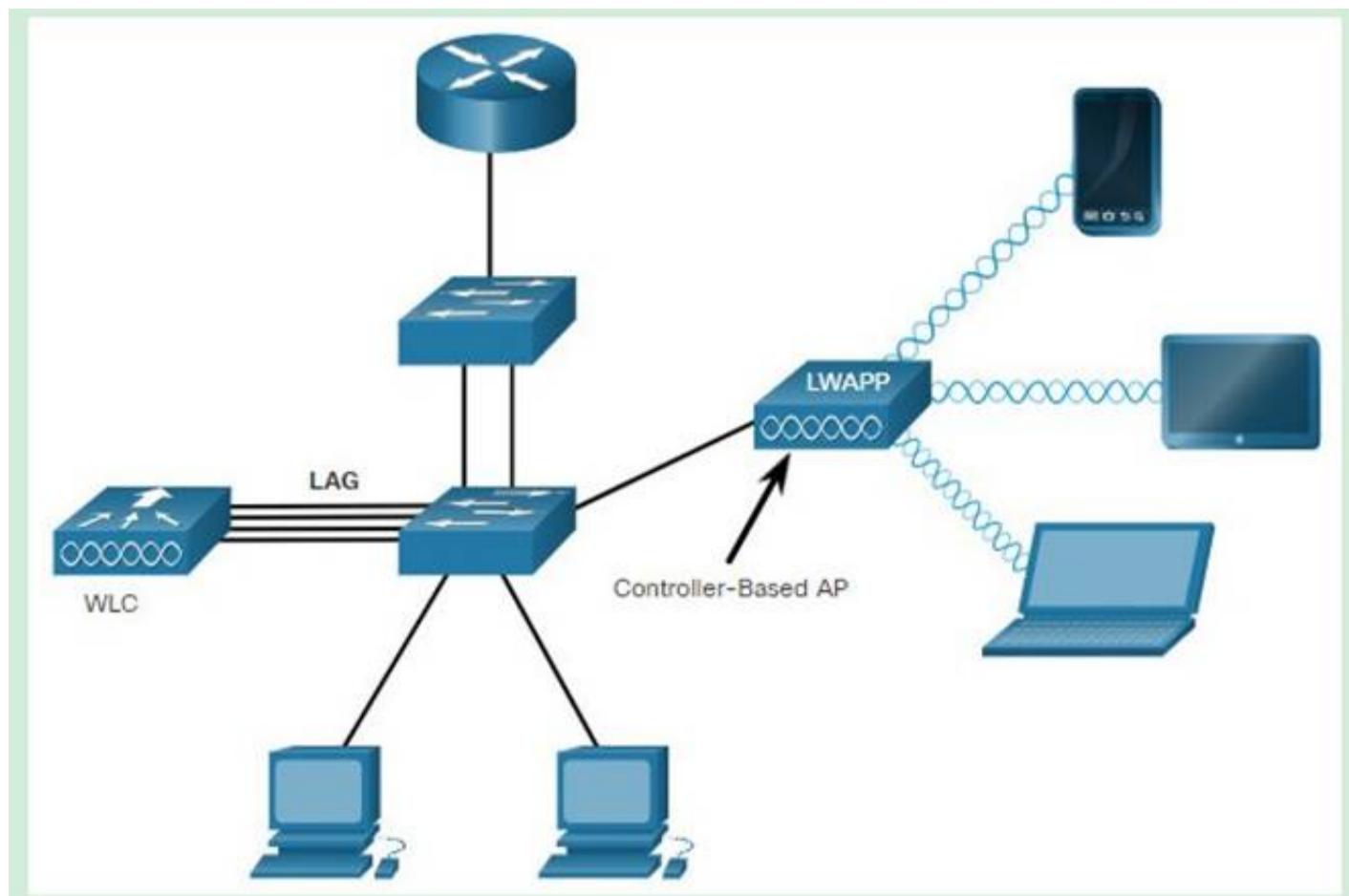
What is a function of Wireless LAN Controller?

- A. register with a single access point that controls traffic between wired and wireless endpoints.
 B. use SSIDs to distinguish between wireless clients.
 C. send LWAPP packets to access points.
 D. monitor activity on wireless and wired LANs

Answer: C

Explanation:

Lightweight APs (LAPs) are devices that require no initial configuration. LAPs use the Lightweight Access Point Protocol (LWAPP) to communicate with a WLAN controller (WLC), as shown in the below figure. Controller-based APs are useful in situations where many APs are required in the network. As more APs are added, each AP is automatically configured and managed by the WLC.



NEW QUESTION 589

- (Topic 1)

Which two protocols are supported on service-port interfaces? (Choose two.)

- A. RADIUS
- B. TACACS+
- C. SCP
- D. Telnet
- E. SSH

Answer: DE

Explanation:

https://www.cisco.com/c/en/us/td/docs/wireless/controller/7-5/configuration-guide/b_cg75/b_cg75_chapter_011110.html

NEW QUESTION 594

- (Topic 1)

What event has occurred if a router sends a notice level message to a syslog server?

- A. A TCP connection has been torn down
- B. An ICMP connection has been built
- C. An interface line has changed status
- D. A certificate has expired.

Answer: C

NEW QUESTION 595

- (Topic 1)

Which function does the range of private IPv4 addresses perform?

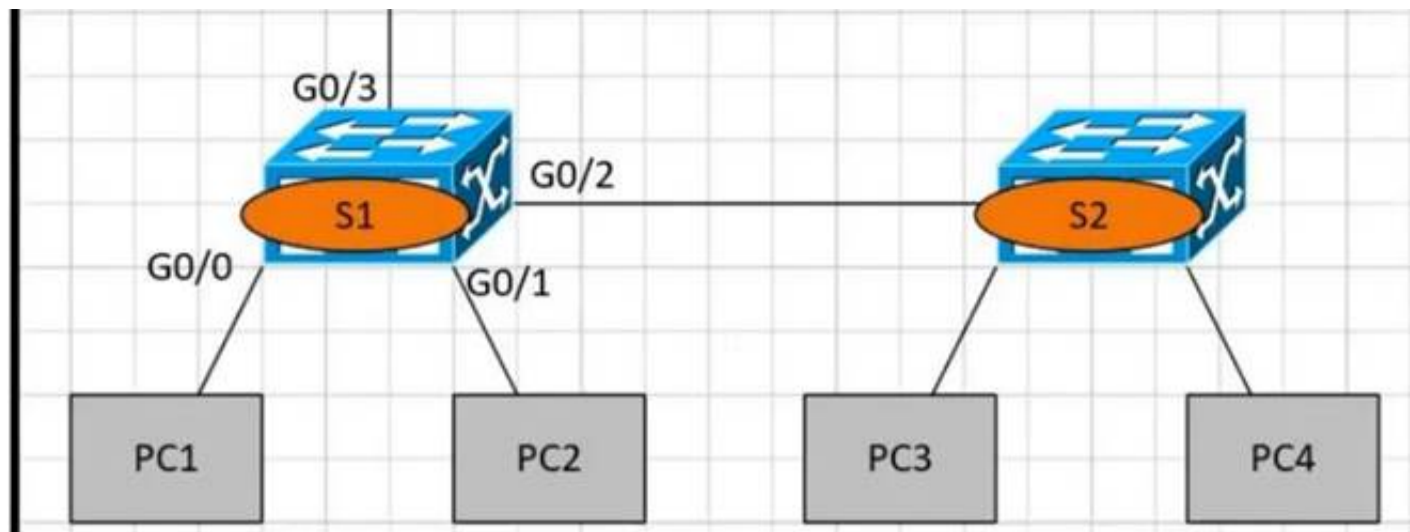
- A. allows multiple companies to each use the same addresses without conflicts
- B. provides a direct connection for hosts from outside of the enterprise network
- C. ensures that NAT is not required to reach the internet with private range addressing
- D. enables secure communications to the internet for all external hosts

Answer: A

NEW QUESTION 600

- (Topic 1)

Refer to the exhibit.



PC1 is trying to ping PC3 for the first time and sends out an ARP to S1 Which action is taken by S1?

- A. It forwards it out G0/3 only
- B. It is flooded out every port except G0/0.
- C. It drops the frame.
- D. It forwards it out interface G0/2 only.

Answer: B

NEW QUESTION 601

- (Topic 1)

Which technology is used to improve web traffic performance by proxy caching?

- A. WSA
- B. firepower
- C. ASA
- D. FireSIGHT

Answer: A

NEW QUESTION 602

- (Topic 1)

Which HTTP status code is returned after a successful REST API request?

- A. 200
- B. 301
- C. 404
- D. 500

Answer: A

NEW QUESTION 607

- (Topic 1)

In software-defined architecture, which place handles switching for traffic through a Cisco router?

- A. Control
- B. Management
- C. Data
- D. application

Answer: C

Explanation:

Data plane—Handles all the data traffic. The basic functionality of a Cisco NX-OS device is to forward packets from one interface to another. The packets that are not meant for the switch itself are called the transit packets. These packets are handled by the data plane

NEW QUESTION 608

- (Topic 1)

By default, how Does EIGRP determine the metric of a route for the routing table?

- A. it uses the bandwidth and delay values of the path to calculate the route metric
- B. it uses a default metric of 10 for all routes that are learned by the router
- C. it uses a reference Bandwidth and the actual bandwidth of the connected link to calculate the route metric
- D. it counts the number of hops between the receiving and destination routers and uses that value as the metric

Answer: A

NEW QUESTION 613

- (Topic 1)

When DHCP is configured on a router, which command must be entered so the default gateway is automatically distributed?

- A. default-router

- B. default-gateway
- C. ip helper-address
- D. dns-server

Answer: A

NEW QUESTION 617

- (Topic 1)

A port security violation has occurred on a switch port due to the maximum MAC address count being exceeded. Which command must be configured to increment the security- violation count and forward an SNMP trap?

- A. switchport port-security violation access
- B. switchport port-security violation protect
- C. switchport port-security violation restrict
- D. switchport port-security violation shutdown

Answer: C

Explanation:

https://www.cisco.com/c/en/us/td/docs/switches/lan/catalyst4500/12-2/25ew/configuration/guide/conf/port_sec.html

NEW QUESTION 618

DRAG DROP - (Topic 1)

Drag and drop the 802.11 wireless standards from the left onto the matching statements on the right

802.11a	Operates in the 2.4 GHz and 5 GHz bands.
802.11ac	Operates in the 2.4 GHz band only and supports a maximum data rate of 54 Mbps.
802.11b	Operates in the 5 GHz band only and supports a maximum data rate that can exceed 100 Mbps.
802.11g	Supports a maximum data rate of 11 Mbps.
802.11n	Operates in the 5 GHz band only and supports a maximum data rate of 54 Mbps.

- A. Mastered
- B. Not Mastered

Answer: A

Explanation:

802.11a	802.11n
802.11ac	802.11g
802.11b	802.11ac
802.11g	802.11b
802.11n	802.11a

NEW QUESTION 619

- (Topic 1)

How does QoS optimize voice traffic?


- A. reducing bandwidth usage
- B. by reducing packet loss
- C. by differentiating voice and video traffic
- D. by increasing jitter

Answer: C

NEW QUESTION 623

- (Topic 1)

Refer to the exhibit.



R5 is the current DR on the network, and R4 is the BDR. Their interfaces are flapping, so a network engineer wants the OSPF network to elect a different DR and BDR. Which set of configurations must the engineer implement?

A)

```

R4(config)#interface gi0/0
R4(config-if)#ip ospf priority 20

R5(config)#interface gi0/0
R5(config-if)#ip ospf priority 10
  
```

B)

```

R2(config)#interface gi0/0
R2(config-if)#ip ospf priority 259

R3(config)#interface gi0/0
R3(config-if)#ip ospf priority 256
  
```

C)

```

R5(config)#interface gi0/0
R5(config-if)#ip ospf priority 120

R4(config)#interface gi0/0
R4(config-if)#ip ospf priority 110
  
```

D)

```

R3(config)#interface gi0/0
R3(config-if)#ip ospf priority 255

R2(config)#interface gi0/0
R2(config-if)#ip ospf priority 240
  
```

- A. Option
- B. Option
- C. Option
- D. Option

Answer: D

NEW QUESTION 625

- (Topic 1)

What is the difference in data transmission delivery and reliability between TCP and UDP?

- A. TCP transmits data at a higher rate and ensures packet deliver
- B. UDP retransmits lost data to ensure applications receive the data on the remote end.
- C. UDP sets up a connection between both devices before transmitting dat
- D. TCP uses the three-way handshake to transmit data with a reliable connection.
- E. UDP is used for multicast and broadcast communicatio
- F. TCP is used for unicast communication and transmits data at a higher rate with error checking.
- G. TCP requires the connection to be established before transmitting dat
- H. UDP transmits data at a higher rate without ensuring packet delivery.

Answer: D

NEW QUESTION 629

- (Topic 1)

Aside from discarding, which two states does the switch port transition through while using RSTP (802.1w)? (Choose two)

- A. listening
- B. blocking
- C. forwarding
- D. learning

E. speaking

Answer: CD

NEW QUESTION 632

- (Topic 1)

Which two actions are performed by the Weighted Random Early Detection mechanism? (Choose two)

- A. It drops lower-priority packets before it drops higher-priority packets
- B. It can identify different flows with a high level of granularity
- C. It guarantees the delivery of high-priority packets
- D. It can mitigate congestion by preventing the queue from filling up
- E. it supports protocol discovery

Answer: AD

Explanation:

Weighted Random Early Detection (WRED) is just a congestion avoidance mechanism. WRED drops packets selectively based on IP precedence. Edge routers assign IP precedences to packets as they enter the network. When a packet arrives, the following events occur:

* 1. The average queue size is calculated. 2. If the average is less than the minimum queue threshold, the arriving packet is queued. 3. If the average is between the minimum queue threshold for that type of traffic and the maximum threshold for the interface, the packet is either dropped or queued, depending on the packet drop probability for that type of traffic. 4. If the average queue size is greater than the maximum threshold, the packet is dropped. WRED reduces the chances of tail drop (when the queue is full, the packet is dropped) by selectively dropping packets when the output interface begins to show signs of congestion (thus it can mitigate congestion by preventing the queue from filling up). By dropping some packets early rather than waiting until the queue is full, WRED avoids dropping large numbers of packets at once and minimizes the chances of global synchronization. Thus, WRED allows the transmission line to be used fully at all times. WRED generally drops packets selectively based on IP precedence. Packets with a higher IP precedence are less likely to be dropped than packets with a lower precedence. Thus, the higher the priority of a packet, the higher the probability that the packet will be delivered

NEW QUESTION 634

- (Topic 1)

Which two outcomes are predictable behaviors for HSRP? (Choose two.)

- A. The two routers synchronize configurations to provide consistent packet forwarding
- B. The two routers negotiate one router as the active router and the other as the standby router
- C. Each router has a different IP address, both routers act as the default gateway on the LAN, and traffic is load-balanced between them
- D. The two routers share a virtual IP address that is used as the default gateway for devices on the LAN
- E. The two routers share the same interface IP address and default gateway traffic is load-balanced between them

Answer: BD

NEW QUESTION 636

- (Topic 1)

What are two functions of a server on a network? (Choose two)

- A. achieves redundancy by exclusively using virtual server clustering
- B. runs applications that send and retrieve data for workstations that make requests
- C. handles requests from multiple workstations at the same time
- D. runs the same operating system in order to communicate with other servers
- E. housed solely in a data center that is dedicated to a single client

Answer: BC

NEW QUESTION 639

- (Topic 1)

What are two functions of an SDN controller? (Choose two)

- A. Layer 2 forwarding
- B. coordinating VTNs
- C. tracking hosts
- D. managing the topology
- E. protecting against DDoS attacks

Answer: BD

NEW QUESTION 644

- (Topic 1)

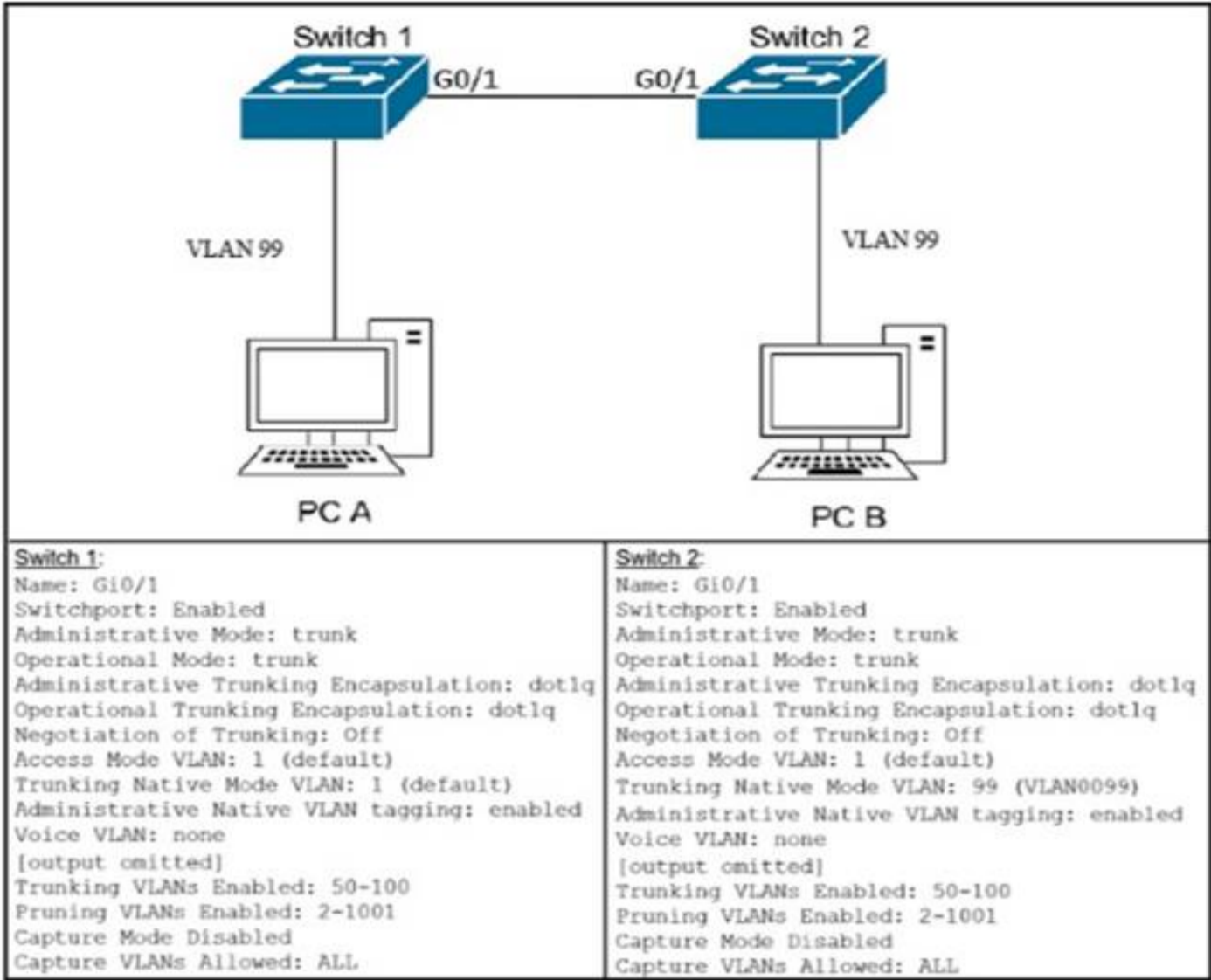
A manager asks a network engineer to advise which cloud service models are used so employees do not have to waste their time installing, managing, and updating software which is only used occasionally. Which cloud service model does the engineer recommend?

- A. infrastructure-as-a-service
- B. platform-as-a-service
- C. business process as service to support different types of service
- D. software-as-a-service

Answer: D

NEW QUESTION 649

- (Topic 1)
Refer to the Exhibit.



After the switch configuration the ping test fails between PC A and PC B Based on the output for switch 1. which error must be corrected?

- A. There is a native VLAN mismatch
- B. Access mode is configured on the switch ports.
- C. The PCs are in the incorrect VLAN
- D. All VLANs are not enabled on the trunk

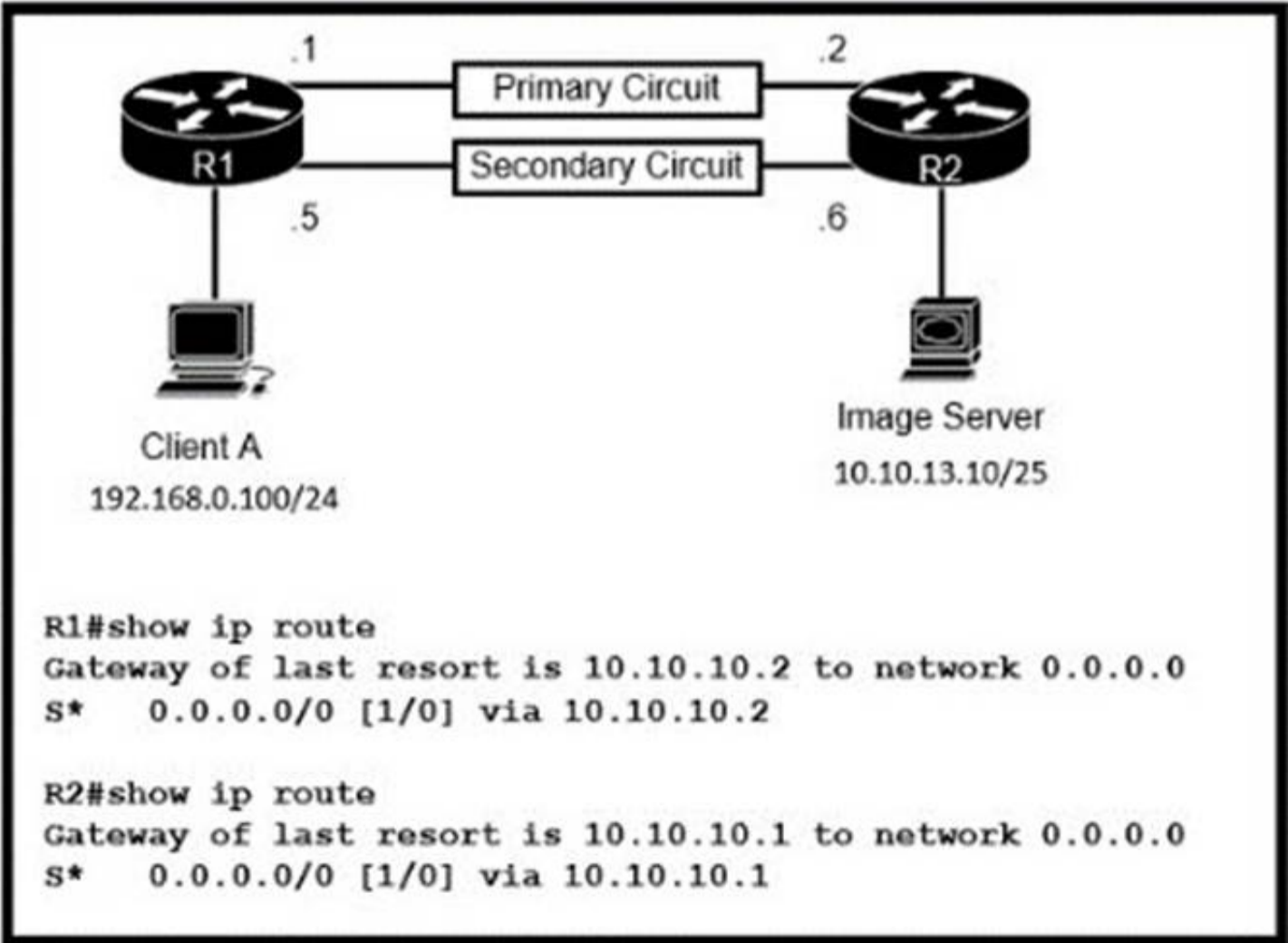
Answer: A

Explanation:

From the output we see the native VLAN of Switch1 on Gi0/1 interface is VLAN 1 while that of Switch2 is VLAN 99 so there would be a native VLAN mismatch.

NEW QUESTION 650

- (Topic 1)



Refer to the exhibit Routers R1 and R2 have been configured with their respective LAN interfaces The two circuits are operational and reachable across WAN Which command set establishes failover redundancy if the primary circuit goes down?

- ☐ R1(config)#ip route 10.10.13.10 255.255.255.255 10.10.10.2
R2(config)#ip route 192.168.0.100 255.255.255.255 10.10.10.1
- ☒ R1(config)#ip route 0.0.0.0 0.0.0.0 10.10.10.6 2
R2(config)#ip route 0.0.0.0 0.0.0.0 10.10.10.5 2
- ☐ R1(config)#ip route 10.10.13.10 255.255.255.255 10.10.10.6
R2(config)#ip route 192.168.0.100 255.255.255.255 10.10.10.5
- ☐ R1(config)#ip route 0.0.0.0 0.0.0.0 10.10.10.6
R2(config)#ip route 0.0.0.0 0.0.0.0 10.10.10.5
-

- A. Option A
B. Option B
C. Option C
D. Option D

Answer: B

NEW QUESTION 655

- (Topic 1)

Which type of address is the public IP address of a NAT device?

- A. outside global
B. outsdwde local
C. inside global
D. inside local
E. outside public
F. inside public

Answer: C

Explanation:

NAT use four types of addresses: * Inside local address – The IP address assigned to a host on the inside network. The address is usually not an IP address assigned by the Internet Network Information Center (InterNIC) or service provider. This address is likely to be an RFC 1918 private address. * Inside global address – A legitimate IP address assigned by the InterNIC or service provider that represents one or more inside local IP addresses to the outside world. * Outside local address – The IP address of an outside host as it is known to the hosts on the inside network. * Outside global address – The IP address assigned to a host on the outside network. The owner of the host assigns this address.

NEW QUESTION 658

- (Topic 1)

Which two WAN architecture options help a business scalability and reliability for the network? (Choose two)

- A. asynchronous routing
B. single-homed branches
C. dual-homed branches
D. static routing
E. dynamic routing

Answer: AC

NEW QUESTION 661

- (Topic 1)

What is a similarity between OM3 and OM4 fiber optic cable?

- A. Both have a 50 micron core diameter
B. Both have a 9 micron core diameter
C. Both have a 62.5 micron core diameter
D. Both have a 100 micron core diameter

Answer: A

NEW QUESTION 663

.....

THANKS FOR TRYING THE DEMO OF OUR PRODUCT

Visit Our Site to Purchase the Full Set of Actual 200-301 Exam Questions With Answers.

We Also Provide Practice Exam Software That Simulates Real Exam Environment And Has Many Self-Assessment Features. Order the 200-301 Product From:

<https://www.2passeasy.com/dumps/200-301/>

Money Back Guarantee

200-301 Practice Exam Features:

- * 200-301 Questions and Answers Updated Frequently
- * 200-301 Practice Questions Verified by Expert Senior Certified Staff
- * 200-301 Most Realistic Questions that Guarantee you a Pass on Your FirstTry
- * 200-301 Practice Test Questions in Multiple Choice Formats and Updatesfor 1 Year