

## Exam Questions 300-715

Implementing and Configuring Cisco Identity Services Engine (SISE)

<https://www.2passeasy.com/dumps/300-715/>



#### NEW QUESTION 1

A company is attempting to improve their BYOD policies and restrict access based on certain criteria. The company's subnets are organized by building. Which attribute should be used in order to gain access based on location?

- A. static group assignment
- B. IP address
- C. device registration status
- D. MAC address

**Answer:** A

#### Explanation:

[https://www.cisco.com/c/en/us/td/docs/security/ise/2-1/admin\\_guide/b\\_ise\\_admin\\_guide\\_21/b\\_ise\\_admin\\_](https://www.cisco.com/c/en/us/td/docs/security/ise/2-1/admin_guide/b_ise_admin_guide_21/b_ise_admin_)

#### NEW QUESTION 2

A Cisco ISE administrator must restrict specific endpoints from accessing the network while in closed mode. The requirement is to have Cisco ISE centrally store the endpoints to restrict access from. What must be done to accomplish this task?

- A. Add each MAC address manually to a blocklist identity group and create a policy denying access
- B. Create a logical profile for each device's profile policy and block that via authorization policies.
- C. Create a profiling policy for each endpoint with the cdpCacheDeviceId attribute.
- D. Add each IP address to a policy denying access.

**Answer:** B

#### NEW QUESTION 3

An organization wants to standardize the 802.1X configuration on their switches and remove static ACLs on the switch ports while allowing Cisco ISE to communicate to the switch what access to provide. What must be configured to accomplish this task?

- A. security group tag within the authorization policy
- B. extended access-list on the switch for the client
- C. port security on the switch based on the client's information
- D. dynamic access list within the authorization profile

**Answer:** A

#### Explanation:

[https://www.cisco.com/c/en/us/td/docs/security/ise/1-2/user\\_guide/ise\\_user\\_guide/ise\\_sga\\_pol.html#](https://www.cisco.com/c/en/us/td/docs/security/ise/1-2/user_guide/ise_user_guide/ise_sga_pol.html#)

#### NEW QUESTION 4

A user changes the status of a device to stolen in the My Devices Portal of Cisco ISE. The device was originally onboarded in the BYOD wireless Portal without a certificate. The device is found later, but the user cannot re-onboard the device because Cisco ISE assigned the device to the Blocklist endpoint identity group. What must the user do in the My Devices Portal to resolve this issue?

- A. Manually remove the device from the Blocklist endpoint identity group.
- B. Change the device state from Stolen to Not Registered.
- C. Change the BYOD registration attribute of the device to None.
- D. Delete the device, and then re-add the device.

**Answer:** B

#### NEW QUESTION 5

An engineer is configuring web authentication using non-standard ports and needs the switch to redirect traffic to the correct port. Which command should be used to accomplish this task?

- A. permit tcp any any eq <port number>
- B. aaa group server radius proxy
- C. ip http port <port number>
- D. aaa group server radius

**Answer:** C

#### NEW QUESTION 6

An administrator is configuring RADIUS on a Cisco switch with a key set to Cisc403012128 but is receiving the error "Authentication failed: 22040 Wrong password or invalid shared secret." What must be done to address this issue?

- A. Add the network device as a NAD inside Cisco ISE using the existing key.
- B. Configure the key on the Cisco ISE instead of the Cisco switch.
- C. Use a key that is between eight and ten characters.
- D. Validate that the key is correct on both the Cisco switch as well as Cisco ISE.

**Answer:** D

#### NEW QUESTION 7

A network engineer has been tasked with enabling a switch to support standard web authentication for Cisco ISE. This must include the ability to provision for URL redirection on authentication Which two commands must be entered to meet this requirement? (Choose two)

- A. Ip http secure-authentication
- B. Ip http server
- C. Ip http redirection
- D. Ip http secure-server
- E. Ip http authentication

**Answer:** BD

**Explanation:**

[https://www.cisco.com/en/US/docs/switches/lan/catalyst3850/software/release/3.2\\_0\\_se/multibook/configuratio](https://www.cisco.com/en/US/docs/switches/lan/catalyst3850/software/release/3.2_0_se/multibook/configuratio)

#### NEW QUESTION 8

In a Cisco ISE split deployment model, which load is split between the nodes?

- A. AAA
- B. network admission
- C. log collection
- D. device admission

**Answer:** A

**Explanation:**

[https://www.cisco.com/c/en/us/td/docs/security/ise/2-6/install\\_guide/b\\_ise\\_InstallationGuide26.pdf](https://www.cisco.com/c/en/us/td/docs/security/ise/2-6/install_guide/b_ise_InstallationGuide26.pdf)

#### NEW QUESTION 9

An administrator is configuring a new profiling policy within Cisco ISE The organization has several endpoints that are the same device type and all have the same Block ID in their MAC address. The profiler does not currently have a profiling policy created to categorize these endpoints. therefore a custom profiling policy must be created Which condition must the administrator use in order to properly profile an ACME AI Connector endpoint for network access with MAC address <MAC ADDRESS>?

- A. MAC\_OUI\_STARTSWITH\_<MACADDRESS>
- B. CDP\_cdpCacheDeviceID\_CONTAINS\_<MACADDRESS>
- C. MAC\_MACAddress\_CONTAINS\_<MACADDRESS>
- D. Radius Called Station-ID STARTSWITH <MACADDRESS>

**Answer:** D

#### NEW QUESTION 10

During a 802 1X deployment, an engineer must identify failed authentications without causing problems for the connected endpoint. Which command will successfully achieve this"

- A. dot1x system-auth-control
- B. dot1x pae authenticator
- C. authentication open
- D. authentication port-control auto

**Answer:** C

#### NEW QUESTION 10

Which supplicant(s) and server(s) are capable of supporting EAP-CHAINING?

- A. Cisco AnyConnect NAM and Cisco Identity Service Engine
- B. Cisco AnyConnect NAM and Cisco Access Control Server
- C. Cisco Secure Services Client and Cisco Access Control Server
- D. Windows Native Supplicant and Cisco Identity Service Engine

**Answer:** A

#### NEW QUESTION 15

What must be configured on the WLC to configure Central Web Authentication using Cisco ISE and a WLC?

- A. Set the NAC State option to SNMP NAC.
- B. Set the NAC State option to RADIUS NAC.
- C. Use the radius-server vsa send authentication command.
- D. Use the ip access-group webauth in command.

**Answer:** B

#### NEW QUESTION 16

An administrator is troubleshooting an endpoint that is supposed to bypass 802 1X and use MAB. The endpoint is bypassing 802.1X and successfully getting network access using MAB. however the endpoint cannot communicate because it cannot obtain an IP address. What is the problem?

- A. The DHCP probe for Cisco ISE is not working as expected.

- B. The 802.1 X timeout period is too long.
- C. The endpoint is using the wrong protocol to authenticate with Cisco ISE.
- D. An AC I on the port is blocking HTTP traffic

**Answer:** B

#### NEW QUESTION 21

A security administrator is using Cisco ISE to create a BYOD onboarding solution for all employees who use personal devices on the corporate network. The administrator generates a Certificate Signing Request and signs the request using an external Certificate Authority server. Which certificate usage option must be selected when importing the certificate into ISE?

- A. RADIUS
- B. DLTS
- C. Portal
- D. Admin

**Answer:** C

#### NEW QUESTION 26

When configuring an authorization policy, an administrator cannot see specific Active Directory groups present in their domain to be used as a policy condition. However, other groups that are in the same domain are seen What is causing this issue?

- A. Cisco ISE only sees the built-in groups, not user created ones
- B. The groups are present but need to be manually typed as conditions
- C. Cisco ISE's connection to the AD join point is failing
- D. The groups are not added to Cisco ISE under the AD join point

**Answer:** D

#### Explanation:

[https://www.youtube.com/watch?v=0kuEZEo564s&ab\\_channel=CiscoISE-IdentityServicesEngine](https://www.youtube.com/watch?v=0kuEZEo564s&ab_channel=CiscoISE-IdentityServicesEngine)

#### NEW QUESTION 28

Which two endpoint compliance statuses are possible? (Choose two.)

- A. unknown
- B. known
- C. invalid
- D. compliant
- E. valid

**Answer:** AD

#### NEW QUESTION 31

An engineer is using Cisco ISE and configuring guest services to allow wireless devices to access the network. Which action should accomplish this task?

- A. Create the redirect ACL on the WLC and add it to the WLC policy
- B. Create the redirect ACL on the WLC and add it to the Cisco ISE policy.
- C. Create the redirect ACL on Cisco ISE and add it to the WLC policy
- D. Create the redirect ACL on Cisco ISE and add it to the Cisco ISE Policy

**Answer:** B

#### NEW QUESTION 34

When creating a policy within Cisco ISE for network access control, the administrator wants to allow different access restrictions based upon the wireless SSID to which the device is connecting. Which policy condition must be used in order to accomplish this?

- A. Network Access NetworkDeviceName CONTAINS <SSID Name>
- B. DEVICE Device Type CONTAINS <SSID Name>
- C. Radius Called-Station-ID CONTAINS <SSID Name>
- D. Airespace Airespace-Wlan-Id CONTAINS <SSID Name>

**Answer:** C

#### Explanation:

<https://www.cisco.com/c/en/us/support/docs/security/identity-services-engine/115734-ise-policies-ssid-00.h>

#### NEW QUESTION 39

What are two components of the posture requirement when configuring Cisco ISE posture? (Choose two)

- A. updates
- B. remediation actions
- C. Client Provisioning portal
- D. conditions
- E. access policy

**Answer:** BD

#### NEW QUESTION 42

Users in an organization report issues about having to remember multiple usernames and passwords. The network administrator wants the existing Cisco ISE deployment to utilize an external identity source to alleviate this issue. Which two requirements must be met to implement this change? (Choose two.)

- A. Enable IPC access over port 80.
- B. Ensure that the NAT address is properly configured
- C. Establish access to one Global Catalog server.
- D. Provide domain administrator access to Active Directory.
- E. Configure a secure LDAP connection.

**Answer:** CD

#### NEW QUESTION 44

Which two fields are available when creating an endpoint on the context visibility page of Cisco IS? (Choose two)

- A. Policy Assignment
- B. Endpoint Family
- C. Identity Group Assignment
- D. Security Group Tag
- E. IP Address

**Answer:** AC

#### NEW QUESTION 48

An engineer is configuring ISE for network device administration and has devices that support both protocols. What are two benefits of choosing TACACS+ over RADUs for these devices? (Choose two.)

- A. TACACS+ is FIPS compliant while RADIUS is not
- B. TACACS+ is designed for network access control while RADIUS is designed for role-based access.
- C. TACACS+ uses secure EAP-TLS while RADIUS does not.
- D. TACACS+ provides the ability to authorize specific commands while RADIUS does not
- E. TACACS+ encrypts the entire payload being sent while RADIUS only encrypts the password.

**Answer:** DE

#### NEW QUESTION 51

An engineer is configuring Cisco ISE for guest services They would like to have any unregistered guests redirected to the guest portal for authentication then have a CoA provide them with full access to the network that is segmented via firewalls Why is the given configuration failing to accomplish this goal?

- A. The Guest Flow condition is not in the line that gives access to the quest portal
- B. The Network\_Access\_Authentication\_Passed condition will not work with guest services for portal access.
- C. The Permit Access result is not set to restricted access in its policy line
- D. The Guest Portal and Guest Access policy lines are in the wrong order

**Answer:** D

#### NEW QUESTION 53

A network administrator must configura endpoints using an 802 1X authentication method with EAP identity certificates that are provided by the Cisco ISE When the endpoint presents the identity certificate to Cisco ISE to validate the certificate, endpoints must be authorized to connect to the network Which EAP type must be configured by the network administrator to complete this task?

- A. EAP-PEAP-MSCHAPv2
- B. EAP-TTLS
- C. EAP-FAST
- D. EAP-TLS

**Answer:** D

#### Explanation:

<https://docs.microsoft.com/en-us/troubleshoot/windows-server/networking/certificate-requirements-eap-tls-peap> about EAP FAST  
<https://www.cisco.com/c/en/us/support/docs/wireless-mobility/eap-fast/200322-Understanding-EAP-FAST-and->

#### NEW QUESTION 57

An engineer is creating a new authorization policy to give the endpoints access to VLAN 310 upon successful authentication The administrator tests the 802.1X authentication for the endpoint and sees that it is authenticating successfully What must be done to ensure that the endpoint is placed into the correct VLAN?

- A. Configure the switchport access vlan 310 command on the switch port
- B. Ensure that the security group is not preventing the endpoint from being in VLAN 310
- C. Add VLAN 310 in the common tasks of the authorization profile
- D. Ensure that the endpoint is using The correct policy set

**Answer:** C



#### NEW QUESTION 62

An administrator is configuring a Cisco ISE posture agent in the client provisioning policy and needs to ensure that the posture policies that interact with clients are monitored, and end users are required to comply with network usage rules Which two resources must be added in Cisco ISE to accomplish this goal? (Choose two)

- A. AnyConnect
- B. Supplicant
- C. Cisco ISE NAC
- D. PEAP
- E. Posture Agent

**Answer:** AE

#### Explanation:

[https://www.cisco.com/c/en/us/td/docs/security/vpn\\_client/anyconnect/anyconnect40/administration/guide/b\\_An](https://www.cisco.com/c/en/us/td/docs/security/vpn_client/anyconnect/anyconnect40/administration/guide/b_An)  
[https://www.cisco.com/c/en/us/td/docs/security/ise/2-4/admin\\_guide/b\\_ISE\\_admin\\_guide\\_24/m\\_configure\\_clie](https://www.cisco.com/c/en/us/td/docs/security/ise/2-4/admin_guide/b_ISE_admin_guide_24/m_configure_clie)

#### NEW QUESTION 63

How is policy services node redundancy achieved in a deployment?

- A. by enabling VIP
- B. by utilizing RADIUS server list on the NAD
- C. by creating a node group
- D. by deploying both primary and secondary node

**Answer:** C

#### NEW QUESTION 68

Which permission is common to the Active Directory Join and Leave operations?

- A. Create a Cisco ISE machine account in the domain if the machine account does not already exist
- B. Remove the Cisco ISE machine account from the domain.
- C. Set attributes on the Cisco ISE machine account
- D. Search Active Directory to see if a Cisco ISE machine account already ex.sts.

**Answer:** D

#### Explanation:

[https://www.cisco.com/c/en/us/td/docs/security/ise/2-0/ise\\_active\\_directory\\_integration/b\\_ISE\\_AD\\_integration\\_](https://www.cisco.com/c/en/us/td/docs/security/ise/2-0/ise_active_directory_integration/b_ISE_AD_integration_)

#### NEW QUESTION 69

An administrator is adding network devices for a new medical building into Cisco ISE. These devices must be in a network device group that is identifying them as "Medical Switch" so that the policies can be made separately for the endpoints connecting through them. Which configuration item must be changed in the network device within Cisco ISE to accomplish this goal?

- A. Change the device type to Medical Switch.
- B. Change the device profile to Medical Switch.
- C. Change the model name to Medical Switch.
- D. Change the device location to Medical Switch.

**Answer:** A

#### NEW QUESTION 70

An engineer needs to export a file in CSV format, encrypted with the password C1\$c0438563935, and contains users currently configured in Cisco ISE. Drag and drop the steps from the left into the sequence on the right to complete this task.

|   |   |
|---|---|
| Click Export Selected, click Key, and enter the password.         | 1 |
| Click Administration, and then click Identity Management.         | 2 |
| Click Start Export, and then click OK.                            | 3 |
| Click Identities, click Users, and then select the list of users. | 4 |

- A. Mastered
- B. Not Mastered

**Answer:** A

#### Explanation:

Graphical user interface, text, application Description automatically generated

#### NEW QUESTION 74

An ISE administrator must change the inactivity timer for MAB endpoints to terminate the authentication session whenever a switch port that is connected to an IP phone does not detect packets from the device for 30 minutes. Which action must be taken to accomplish this task?

- A. Add the authentication timer reauthenticate server command to the switchport.
- B. Add the authentication timer inactivity 3600 command to the switchport.
- C. Change the idle-timeout on the Radius server to 3600 seconds for IP Phone endpoints.
- D. Configure the session-timeout to be 3600 seconds on Cisco ISE.

**Answer:** B

#### NEW QUESTION 78

When configuring Active Directory groups, what does the Cisco ISE use to resolve ambiguous group names?

- A. MIB
- B. TGT
- C. OMAB
- D. SID

**Answer:** D

#### NEW QUESTION 79

When setting up profiling in an environment using Cisco ISE for network access control, an organization must use non-proprietary protocols for collecting the information at layer 2. Which two probes will provide this information without forwarding SPAN packets to Cisco ISE? {Choose two.}

- A. DHCP SPAN probe
- B. SNMP query probe
- C. NetFlow probe
- D. RADIUS probe
- E. DNS probe

**Answer:** BD

#### Explanation:

<https://ciscocustomer.lookbookhq.com/iseguidedjourney/ISE-profiling-design>

#### NEW QUESTION 82

What service can be enabled on the Cisco ISE node to identify the types of devices connecting to a network?

- A. MAB
- B. profiling
- C. posture
- D. central web authentication

**Answer:** B

#### NEW QUESTION 85

A network administrator is configuring a secondary cisco ISE node from the backup configuration of the primary cisco ISE node to create a high availability pair. The Cisco ISE CA certificates and keys must be manually backed up from the primary Cisco ISE and copied into the secondary Cisco ISE. Which command must be issued for this to work?

- A. copy certificate ise
- B. application configure ise
- C. certificate configure ise
- D. Import certificate ise

**Answer:** B

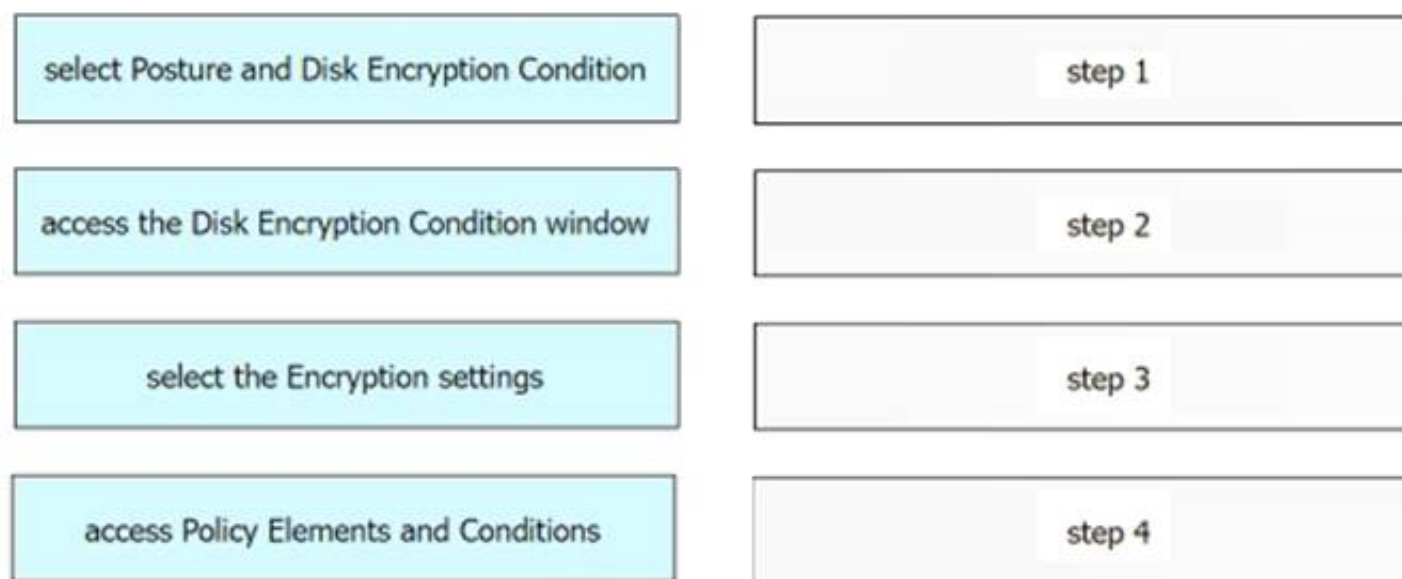
#### Explanation:

<https://community.cisco.com/t5/network-access-control/ise-certificate-import-export/m-p/3847746>

#### NEW QUESTION 89

An engineer needs to configure a compliance policy on Cisco ISE to ensure that the latest encryption software is running on the C drive of all endpoints. Drag and drop the configuration steps from the left into the sequence on the right to accomplish this task.

## Answer Area



- A. Mastered
- B. Not Mastered

**Answer:** A

### Explanation:

Diagram Description automatically generated

### NEW QUESTION 93

An engineer is enabling a newly configured wireless SSID for tablets and needs visibility into which other types of devices are connecting to it. What must be done on the Cisco WLC to provide this information to Cisco ISE9

- A. enable IP Device Tracking
- B. enable MAC filtering
- C. enable Fast Transition
- D. enable mDNS snooping

**Answer:** B

### NEW QUESTION 98

An engineer is implementing network access control using Cisco ISE and needs to separate the traffic based on the network device ID and use the IOS device sensor capability. Which probe must be used to accomplish this task?

- A. HTTP probe
- B. NetFlow probe
- C. network scan probe
- D. RADIUS probe

**Answer:** D

### Explanation:

<https://www.cisco.com/c/en/us/support/docs/security/identity-services-engine/200292-Configure-Device-Sensor> <http://www.network-node.com/blog/2016/1/2/ise-20-profiling>

### NEW QUESTION 102

An administrator must block access to BYOD endpoints that were onboarded without a certificate and have been reported as stolen in the Cisco ISE My Devices Portal. Which condition must be used when configuring an authorization policy that sets DenyAccess permission?

- A. Endpoint Identity Group is Blocklist, and the BYOD state is Registered.
- B. Endpoint Identify Group is Blocklist, and the BYOD state is Pending.
- C. Endpoint Identity Group is Blocklist, and the BYOD state is Lost.
- D. Endpoint Identity Group is Blocklist, and the BYOD state is Reinstate.

**Answer:** A

### Explanation:

[https://www.cisco.com/c/en/us/td/docs/security/ise/2-6/admin\\_guide/b\\_ISE\\_26\\_admin\\_guide/b\\_ISE\\_admin\\_26\\_](https://www.cisco.com/c/en/us/td/docs/security/ise/2-6/admin_guide/b_ISE_26_admin_guide/b_ISE_admin_26_)

### NEW QUESTION 106

There are several devices on a network that are considered critical and need to be placed into the ISE database and a policy used for them. The organization does not want to use profiling. What must be done to accomplish this goal?

- A. Enter the MAC address in the correct Endpoint Identity Group.
- B. Enter the MAC address in the correct Logical Profile.
- C. Enter the IP address in the correct Logical Profile.



D. Enter the IP address in the correct Endpoint Identity Group.

**Answer:** A

#### NEW QUESTION 108

An engineer tests Cisco ISE posture services on the network and must configure the compliance module to automatically download and install on endpoints Which action accomplishes this task for VPN users?

- A. Create a Cisco AnyConnect configuration and Client Provisioning policy within Cisco ISE.
- B. Configure the compliance module to be downloaded from within the posture policy.
- C. Push the compliance module from Cisco FTD prior to attempting posture.
- D. Use a compound posture condition to check for the compliance module and download if needed.

**Answer:** A

#### NEW QUESTION 113

A company manager is hosting a conference. Conference participants must connect to an open guest SSID and only use a preassigned code that they enter into the guest portal prior to gaining access to the network. How should the manager configure Cisco ISE to accomplish this goal?

- A. Create entries in the guest identity group for all participants.
- B. Create an access code to be entered in the AUP page.
- C. Create logins for each participant to give them sponsored access.
- D. Create a registration code to be entered on the portal splash page.

**Answer:** B

#### NEW QUESTION 115

A network administrator has just added a front desk receptionist account to the Cisco ISE Guest Service sponsor group. Using the Cisco ISE Guest Sponsor Portal, which guest services can the receptionist provide?

- A. Keep track of guest user activities
- B. Configure authorization settings for guest users
- C. Create and manage guest user accounts
- D. Authenticate guest users to Cisco ISE

**Answer:** C

#### NEW QUESTION 120

Which type of identity store allows for creating single-use access credentials in Cisco ISE?

- A. OpenLDAP
- B. Local
- C. PKI
- D. RSA SecurID

**Answer:** D

#### NEW QUESTION 125

An administrator made changes in Cisco ISE and needs to apply new permissions for endpoints that have already been authenticated by sending a CoA packet to the network devices. Which IOS command must be configured on the devices to accomplish this goal?

- A. aaa server radius dynamic-author
- B. authentication command bounce-port
- C. authentication command disable-port
- D. aaa nas port extended

**Answer:** A

#### NEW QUESTION 130

An administrator is configuring a Cisco WLC for web authentication Which two client profiling methods are enabled by default if the Apply Cisco ISE Default Settings check box has been selected'? (Choose two.)

- A. CDP
- B. DHCP
- C. HTTP
- D. SNMP
- E. LLDP

**Answer:** AE

#### NEW QUESTION 132

An engineer is designing a BYOD environment utilizing Cisco ISE for devices that do not support native supplicants Which portal must the security engineer configure to accomplish this task?

- A. MDM

- B. Client provisioning
- C. My devices
- D. BYOD

**Answer:** C

**Explanation:**

[https://www.cisco.com/c/en/us/td/docs/security/ise/2-2/admin\\_guide/b\\_ise\\_admin\\_guide\\_22/b\\_ise\\_admin\\_guide](https://www.cisco.com/c/en/us/td/docs/security/ise/2-2/admin_guide/b_ise_admin_guide_22/b_ise_admin_guide)

**NEW QUESTION 135**

If a user reports a device lost or stolen, which portal should be used to prevent the device from accessing the network while still providing information about why the device is blocked?

- A. Client Provisioning
- B. Guest
- C. BYOD
- D. Blacklist

**Answer:** D

**Explanation:**

[https://www.cisco.com/c/en/us/td/docs/solutions/Enterprise/Borderless\\_Networks/Unified\\_Access/BYOD\\_Desi](https://www.cisco.com/c/en/us/td/docs/solutions/Enterprise/Borderless_Networks/Unified_Access/BYOD_Desi) The Blacklist identity group is system generated and maintained by ISE to prevent access to lost or stolen devices. In this design guide, two authorization profiles are used to enforce the permissions for wireless and wired devices within the Blacklist:

- > Blackhole WiFi Access
- > Blackhole Wired Access

**NEW QUESTION 140**

Drag and drop the configuration steps from the left into the sequence on the right to install two Cisco ISE nodes in a distributed deployment.

|  |   |
|--|---|
| Register the secondary node.                                     | 1 |
| Define personas for the secondary node.                          | 2 |
| Enable Administration and Monitoring personas on the first node. | 3 |
| Configure the first node as the primary node.                    | 4 |

- A. Mastered
- B. Not Mastered

**Answer:** A

**Explanation:**

Graphical user interface, text, application, email Description automatically generated

**NEW QUESTION 145**

An organization is implementing Cisco ISE posture services and must ensure that a host-based firewall is in place on every Windows and Mac computer that attempts to access the network. They have multiple vendors' firewall applications for their devices, so the engineers creating the policies are unable to use a specific application check in order to validate the posture for this. What should be done to enable this type of posture check?

- A. Use the file registry condition to ensure that the firewall is installed and running appropriately.
- B. Use a compound condition to look for the Windows or Mac native firewall applications.
- C. Enable the default firewall condition to check for any vendor firewall application.
- D. Enable the default application condition to identify the applications installed and validate the firewall app.

**Answer:** C

**Explanation:**

[https://www.youtube.com/watch?v=6Kj8P8Hn7dY&t=109s&ab\\_channel=CiscoISE-IdentityServicesEngine](https://www.youtube.com/watch?v=6Kj8P8Hn7dY&t=109s&ab_channel=CiscoISE-IdentityServicesEngine)

**NEW QUESTION 147**

An engineer is configuring static SGT classification. Which configuration should be used when authentication is disabled and third-party switches are in use?

- A. VLAN to SGT mapping
- B. IP Address to SGT mapping
- C. L3IF to SGT mapping
- D. Subnet to SGT mapping

**Answer:** B

**Explanation:**

<https://community.cisco.com/t5/security-knowledge-base/segmentation-strategy/ta-p/3757424>: "The method of sending out IP to SGT mappings from ISE is particularly useful if the access switch does not support TrustSec"

**NEW QUESTION 150**

Which portal is used to customize the settings for a user to log in and download the compliance module?

- A. Client Profiling
- B. Client Endpoint
- C. Client Provisioning
- D. Client Guest

**Answer: C**

**NEW QUESTION 152**

Which profiling probe collects the user-agent string?

- A. DHCP
- B. AD
- C. HTTP
- D. NMAP

**Answer: C**

**NEW QUESTION 154**

What are two differences between the RADIUS and TACACS+ protocols'? (Choose two.)

- A. RADIUS is a Cisco proprietary protocol, whereas TACACS+ is an open standard protocol
- B. TACACS+uses TCP port 49. whereas RADIUS uses UDP ports 1812 and 1813.
- C. RADIUS offers multiprotocol support, whereas TACACS+ does not
- D. RADIUS combines authentication and authorization, whereas TACACS+ does not
- E. RADIUS enables encryption of all the packets, whereas with TACACS+. only the password is encrypted.

**Answer: BD**

**NEW QUESTION 156**

Refer to the exhibit. An engineer is creating a new TACACS\* command set and cannot use any show commands after toggling into the device with this command set authorization Which configuration is causing this issue?

- A. Question marks are not allowed as wildcards for command sets.
- B. The command set is allowing all commands that are not in the command list
- C. The wildcard command listed is in the wrong format
- D. The command set is working like an ACL and denying every command.

**Answer: A**

**NEW QUESTION 157**

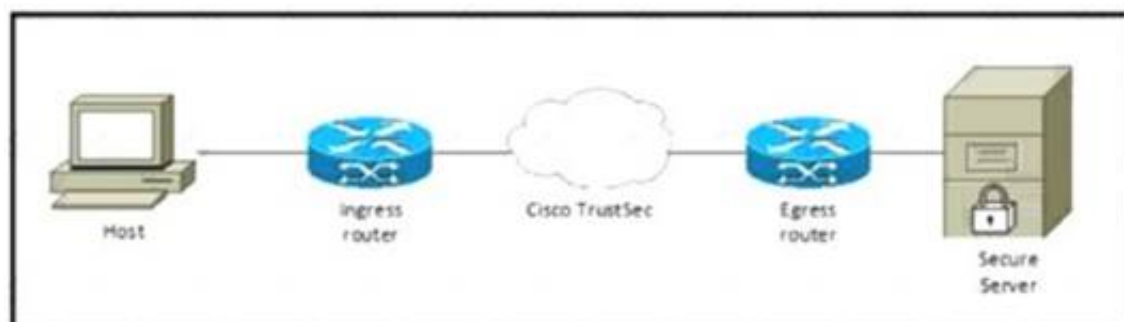
An organization is migrating its current guest network to Cisco ISE and has 1000 guest users in the current database There are no resources to enter this information into the Cisco ISE database manually. What must be done to accomplish this task efficiently?

- A. Use a CSV file to import the guest accounts
- B. Use SOL to link me existing database to Ctsco ISE
- C. Use a JSON fie to automate the migration of guest accounts
- D. Use an XML file to change the existing format to match that of Cisco ISE

**Answer: A**

**NEW QUESTION 161**

Refer to the exhibit



Which component must be configured to apply the SGACL?

- A. egress router
- B. host
- C. secure server
- D. ingress router

**Answer: A**

**Explanation:**

[https://www.cisco.com/c/en/us/td/docs/switches/lan/trustsec/configuration/guide/trustsec/arch\\_over.html#52796](https://www.cisco.com/c/en/us/td/docs/switches/lan/trustsec/configuration/guide/trustsec/arch_over.html#52796)

**NEW QUESTION 166**

Which interface-level command is needed to turn on 802.1X authentication?

- A. dot1x pae authenticator
- B. dot1x system-auth-control
- C. authentication host-mode single-host
- D. aaa server radius dynamic-author

**Answer: A**

**NEW QUESTION 168**

An engineer builds a five-node distributed Cisco ISE deployment. The first two deployed nodes are responsible for the primary and secondary administration and monitoring personas. Which persona configuration is necessary to have the remaining three Cisco ISE nodes serve as dedicated nodes in the Cisco ISE cube that is responsible only for handling the RADIUS and TACACS+ authentication requests, identity lookups, and policy evaluation?

A)

Role: SECONDARY

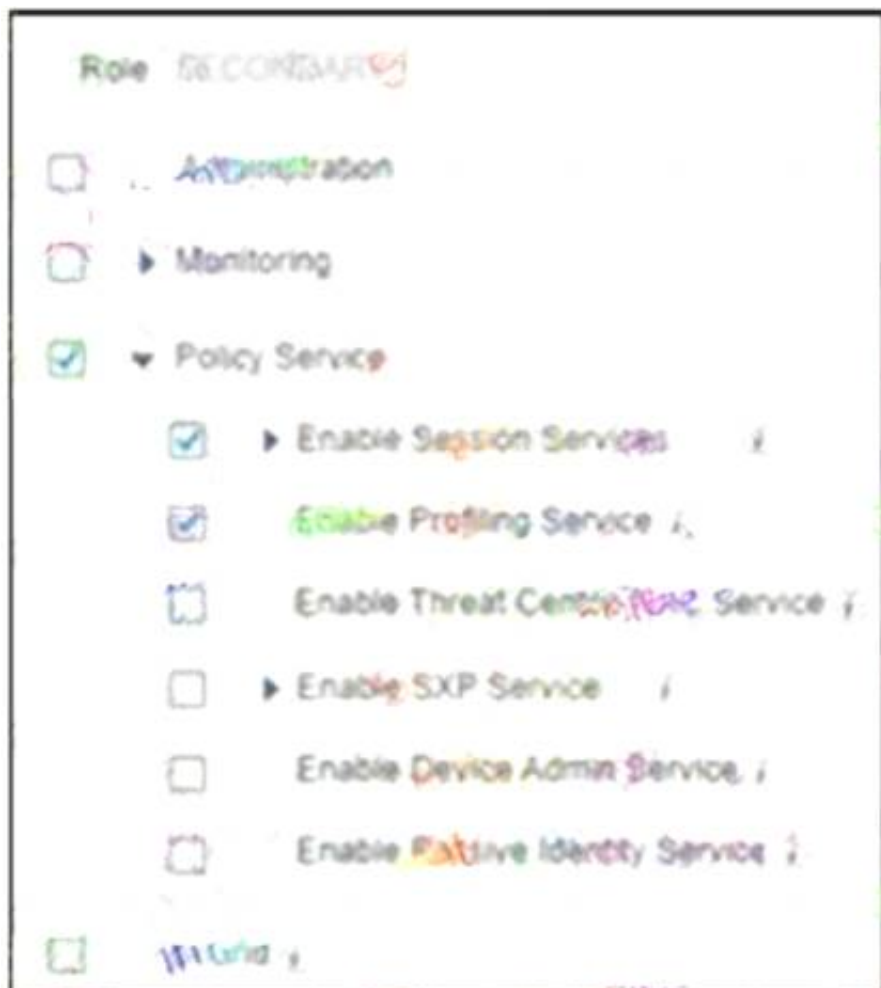
- ☒ Administration
- ☒ Monitoring
- ☒ Policy Service
  - ☒ Enable Session Services
  - ☒ Enable Profiling Service
  - ☐ Enable Threat Control (NAC) Service
  - ☐ Enable SXP Service
  - ☒ Enable Device Admin Service
  - ☐ Enable Passive Identity Service

B)

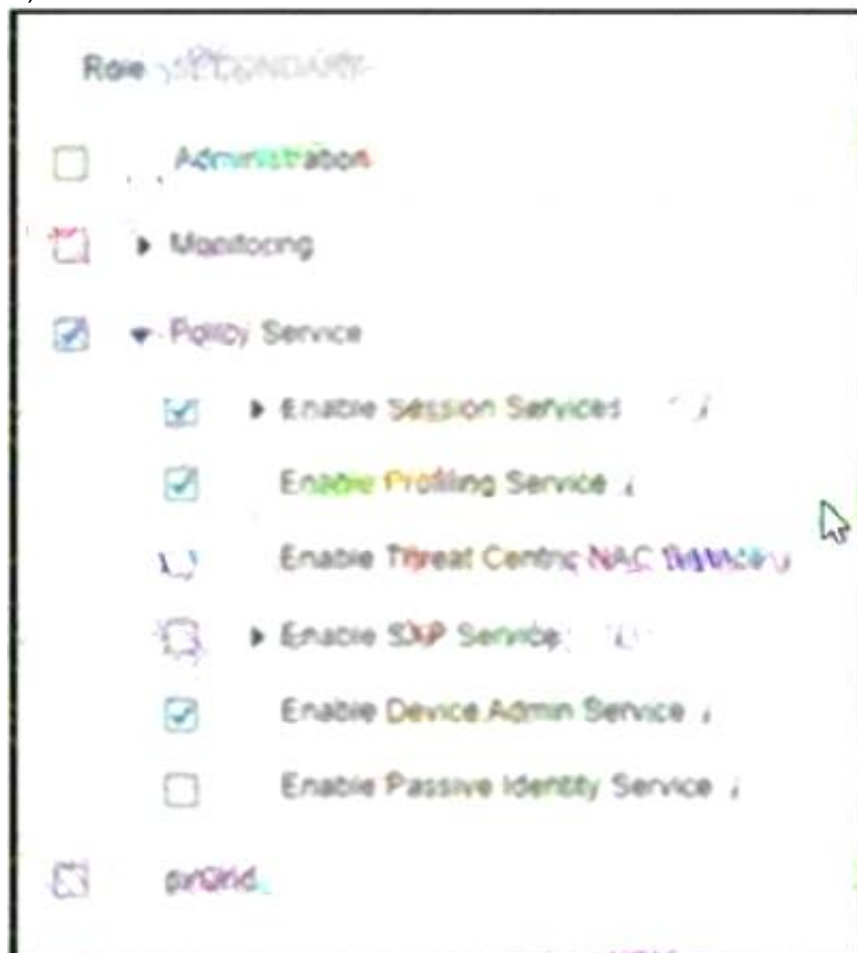
Role: SECONDARY

- ☐ Administration
- ☒ Monitoring
  - ☒ Enable Session Services
- ☐ Policy Service
  - ☐ Enable Profiling Service
  - ☐ Enable Threat Control (NAC) Service
  - ☐ Enable SXP Service
  - ☐ Enable Device Admin Service
  - ☐ Enable Passive Identity Service

C)



D)



- A. Option A
- B. Option B
- C. Option C
- D. Option D

**Answer: D**

#### NEW QUESTION 172

An organization is adding new profiling probes to the system to improve profiling on Cisco ISE. The probes must support a common network management protocol to receive information about the endpoints and the ports to which they are connected. What must be configured on the network device to accomplish this goal?

- A. ARP
- B. SNMP
- C. WCCP
- D. ICMP

**Answer: B**

#### Explanation:

<https://community.cisco.com/t5/security-documents/ise-profiling-design-guide/ta-p/3739456#toc-hId-79034313>



#### NEW QUESTION 174

What sends the redirect ACL that is configured in the authorization profile back to the Cisco WLC?

- A. Cisco-av-pair
- B. Class attribute
- C. Event
- D. State attribute

**Answer:** A

#### NEW QUESTION 178

Which two events trigger a CoA for an endpoint when CoA is enabled globally for ReAuth? (Choose two.)

- A. endpoint marked as lost in My Devices Portal
- B. addition of endpoint to My Devices Portal
- C. endpoint profile transition from Apple-Device to Apple-iPhone
- D. endpoint profile transition from Unknown to Windows 10-Workstation
- E. updating of endpoint dACL.

**Answer:** CD

#### NEW QUESTION 183

Which personas can a Cisco ISE node assume'?

- A. policy service, gatekeeping, and monitoring
- B. administration, policy service, and monitoring
- C. administration, policy service, gatekeeping
- D. administration, monitoring, and gatekeeping

**Answer:** B

#### Explanation:

[https://www.cisco.com/en/US/docs/security/ise/1.0/user\\_guide/ise10\\_dis\\_deploy.html](https://www.cisco.com/en/US/docs/security/ise/1.0/user_guide/ise10_dis_deploy.html)

The persona or personas of a node determine the services provided by a node. An ISE node can assume any or all of the following personas: Administration, Policy Service, and Monitoring. The menu options that are available through the administrative user interface are dependent on the role and personas that an ISE node assumes. See Cisco ISE Nodes and Available Menu Options for more information.

#### NEW QUESTION 187

Which command displays all 802 1X/MAB sessions that are active on the switch ports of a Cisco Catalyst switch?

- A. show authentication sessions output
- B. Show authentication sessions
- C. show authentication sessions interface Gi 1/0/x
- D. show authentication sessions interface Gi1/0/x output

**Answer:** B

#### NEW QUESTION 192

There is a need within an organization for a new policy to be created in Cisco ISE. It must validate that a specific anti-virus application is not only installed, but running on a machine before it is allowed access to the network. Which posture condition should the administrator configure in order for this policy to work?

- A. file
- B. registry
- C. application
- D. service

**Answer:** C

#### NEW QUESTION 193

Refer to the exhibit.

Which two configurations are needed on a catalyst switch for it to be added as a network access device in a Cisco ISE that is being used for 802 1X authentications? (Choose two )

- ☐ radius server ISE1  
address ipv4 192.168.255.17 auth-port 1645 acct-port 1646  
key 7 0607542D5F4A0213034C1E0A1F0F2E2122733F3429000D12055A5A52
- ☐ tacacs server ISE1  
address ipv4 192.168.255.15 auth-port 1645 acct-port 1646  
key 7 0607542D5F4A0213034C1E0A1F0F2E2122733F3429000D12055A5A52
- ☐ radius server ISE1  
address ipv4 192.168.255.19 auth-port 1645 acct-port 1646  
key 7 0607542D5F4A0213034C1E0A1F0F2E2122733F3429000D12055A5A52
- ☐ radius server ISE1  
address ipv4 192.168.255.16 auth-port 1645 acct-port 1646  
key 7 0607542D5F4A0213034C1E0A1F0F2E2122733F3429000D12055A5A52
- ☐ tacacs server ISE1  
address ipv4 192.168.255.18 auth-port 1645 acct-port 1646  
key 7 0607542D5F4A0213034C1E0A1F0F2E2122733F3429000D12055A5A52

- A. Option A
- B. Option B
- C. Option C
- D. Option D
- E. Option E

**Answer:** AC

#### NEW QUESTION 195

A customer wants to set up the Sponsor portal and delegate the authentication flow to a third party for added security while using Kerberos Which database should be used to accomplish this goal?

- A. RSA Token Server
- B. Active Directory
- C. Local Database
- D. LDAP

**Answer:** B

#### Explanation:

[https://www.cisco.com/c/en/us/td/docs/security/ise/2-6/admin\\_guide/b\\_ise\\_admin\\_guide\\_26/b\\_ise\\_admin\\_guide](https://www.cisco.com/c/en/us/td/docs/security/ise/2-6/admin_guide/b_ise_admin_guide_26/b_ise_admin_guide)

#### NEW QUESTION 197

The IT manager wants to provide different levels of access to network devices when users authenticate using TACACS+. The company needs specific commands to be allowed based on the Active Directory group membership of the different roles within the IT department. The solution must minimize the number of objects created in Cisco ISE. What must be created to accomplish this task?

- A. one shell profile and one command set
- B. multiple shell profiles and one command set
- C. one shell profile and multiple command sets
- D. multiple shell profiles and multiple command sets

**Answer:** C

#### NEW QUESTION 199

What is a function of client provisioning?

- A. It ensures an application process is running on the endpoint.
- B. It checks a dictionary' attribute with a value.
- C. It ensures that endpoints receive the appropriate posture agents
- D. It checks the existence date and versions of the file on a client.

**Answer:** C

#### NEW QUESTION 202

Which three default endpoint identity groups does cisco ISE create? (Choose three)

- A. Unknown
- B. whitelist
- C. end point
- D. profiled
- E. blacklist

**Answer:** ADE

**Explanation:**

Default Endpoint Identity Groups Created for Endpoints

Cisco ISE creates the following five endpoint identity groups by default: Blacklist, GuestEndpoints, Profiled, RegisteredDevices, and Unknown. In addition, it creates two more identity groups, such as Cisco-IP-Phone and Workstation, which are associated to the Profiled (parent) identity group. A parent group is the default identity group that exists in the system.

[https://www.cisco.com/c/en/us/td/docs/security/ise/2-4/admin\\_guide/b\\_ise\\_admin\\_guide\\_24/b\\_ise\\_admin\\_guide](https://www.cisco.com/c/en/us/td/docs/security/ise/2-4/admin_guide/b_ise_admin_guide_24/b_ise_admin_guide)

**NEW QUESTION 204**

In a standalone Cisco ISE deployment, which two personas are configured on a node? (Choose two )

- A. publisher
- B. administration
- C. primary
- D. policy service
- E. subscriber

**Answer:** BD

**Explanation:**

[https://www.cisco.com/c/en/us/td/docs/security/ise/2-0/admin\\_guide/b\\_ise\\_admin\\_guide\\_20/b\\_ise\\_admin\\_guide](https://www.cisco.com/c/en/us/td/docs/security/ise/2-0/admin_guide/b_ise_admin_guide_20/b_ise_admin_guide)

**NEW QUESTION 207**

An administrator is attempting to replace the built-in self-signed certificates on a Cisco ISE appliance. The CA is requesting some information about the appliance in order to sign the new certificate. What must be done in order to provide the CA this information?

- A. Install the Root CA and intermediate CA.
- B. Generate the CSR.
- C. Download the intermediate server certificate.
- D. Download the CA server certificate.

**Answer:** B

**NEW QUESTION 208**

What is needed to configure wireless guest access on the network?

- A. endpoint already profiled in ISE
- B. WEBAUTH ACL for redirection
- C. valid user account in Active Directory
- D. Captive Portal Bypass turned on

**Answer:** D

**NEW QUESTION 210**

An employee logs on to the My Devices portal and marks a currently on-boarded device as 'Lost'. Which two actions occur within Cisco ISE as a result of this action? (Choose two)

- A. Certificates provisioned to the device are not revoked
- B. BYOD Registration status is updated to No
- C. The device access has been denied
- D. BYOD Registration status is updated to Unknown.
- E. The device status is updated to Stolen

**Answer:** AB

**Explanation:**

[https://www.cisco.com/c/en/us/td/docs/security/ise/2-2/admin\\_guide/b\\_ise\\_admin\\_guide\\_22/b\\_ise\\_admin\\_guide](https://www.cisco.com/c/en/us/td/docs/security/ise/2-2/admin_guide/b_ise_admin_guide_22/b_ise_admin_guide)

**NEW QUESTION 213**

What is the purpose of the ip http server command on a switch?

- A. It enables the https server for users for web authentication
- B. It enables MAB authentication on the switch
- C. It enables the switch to redirect users for web authentication.
- D. It enables dot1x authentication on the switch.

**Answer:** C

**NEW QUESTION 214**

MacOS users are complaining about having to read through wordy instructions when remediating their workstations to gain access to the network Which alternate method should be used to tell users how to remediate?

- A. URL link
- B. message text
- C. executable

D. file distribution

**Answer:** A

**Explanation:**

<https://www.sciencedirect.com/topics/computer-science/remediation-action>

#### NEW QUESTION 218

A network security engineer needs to configure 802.1X port authentication to allow a single host to be authenticated for data and another single host to be authenticated for voice. Which command should the engineer run on the interface to accomplish this goal?

- A. authentication host-mode single-host
- B. authentication host-mode multi-auth
- C. authentication host-mode multi-host
- D. authentication host-mode multi-domain

**Answer:** D

#### NEW QUESTION 222

A network administrator is configuring authorization policies on Cisco ISE. There is a requirement to use AD group assignments to control access to network resources. After a recent power failure and Cisco ISE rebooting itself, the AD group assignments no longer work. What is the cause of this issue?

- A. The AD join point is no longer connected.
- B. The AD DNS response is slow.
- C. The certificate checks are not being conducted.
- D. The network devices ports are shut down.

**Answer:** A

**Explanation:**

[https://www.cisco.com/c/en/us/td/docs/security/ise/2-3/ise\\_active\\_directory\\_integration/b\\_ISE\\_AD\\_integration\\_](https://www.cisco.com/c/en/us/td/docs/security/ise/2-3/ise_active_directory_integration/b_ISE_AD_integration_)

#### NEW QUESTION 224

An engineer has been tasked with standing up a new guest portal for customers that are waiting in the lobby. There is a requirement to allow guests to use their social media logins to access the guest network to appeal to more customers. What must be done to accomplish this task?

- A. Create a sponsor portal to allow guests to create accounts using their social media logins.
- B. Create a sponsored guest portal and enable social media in the external identity sources.
- C. Create a self-registered guest portal and enable the feature for social media logins.
- D. Create a hotspot portal and enable social media login for network access.

**Answer:** C

#### NEW QUESTION 225

An engineer wants to learn more about Cisco ISE and deployed a new lab with two nodes. Which two persona configurations allow the engineer to successfully test redundancy of a failed node? (Choose two.)

- A. Configure one of the Cisco ISE nodes as the Health Check node.
- B. Configure both nodes with the PAN and MnT personas only.
- C. Configure one of the Cisco ISE nodes as the primary PAN and MnT personas and the other as the secondary.
- D. Configure both nodes with the PAN, MnT, and PSN personas.
- E. Configure one of the Cisco ISE nodes as the primary PAN and PSN personas and the other as the secondary.

**Answer:** CE

#### NEW QUESTION 226

What is the maximum number of PSN nodes supported in a medium-sized deployment?

- A. three
- B. five
- C. two
- D. eight

**Answer:** B

#### NEW QUESTION 229

An engineer is configuring TACACS+ within Cisco ISE for use with a non-Cisco network device. They need to send special attributes in the Access-Accept response to ensure that the users are given the appropriate access. What must be configured to accomplish this?

- A. dACLs to enforce the various access policies for the users
- B. custom access conditions for defining the different roles
- C. shell profiles with custom attributes that define the various roles
- D. TACACS+ command sets to provide appropriate access

**Answer:** C

NEW QUESTION 234

An organization wants to implement 802.1X and is debating whether to use PEAP-MSCHAPv2 or PEAP-EAP-TLS for authentication. Drag the characteristics on the left to the corresponding protocol on the right.

uses username and password for authentication

uses certificates for authentication

changes credentials through the admin portal

supports fragmentation after the tunnel is established

uses the X.509 format

supports auto-enrollment for obtaining credentials

PEAP-MSCHAPv2

PEAP-EAP-TLS

- A. Mastered
- B. Not Mastered

Answer: A

Explanation:

PEAP-MSCHAPv2

uses username and password for authentication

changes credentials through the admin portal

supports fragmentation after the tunnel is established

PEAP-EAP-TLS

uses certificates for authentication

uses the X.509 format

supports auto-enrollment for obtaining credentials

NEW QUESTION 238

An engineer is using the low-impact mode for a phased deployment of Cisco ISE and is trying to connect to the network prior to authentication. Which access will be denied in this?

- A. HTTP
- B. DNS
- C. EAP
- D. DHCP

Answer: A

NEW QUESTION 240

Drag and drop the description from the left onto the protocol on the right that is used to carry out system authentication, authentication, and accounting.



combines authentication and authorization

encrypts the entire payload

encrypts only the password field

separates authentication and authorization

primary use is device administration

primary use is network access

TACACS+

RADIUS

- A. Mastered
- B. Not Mastered

Answer: A

**Explanation:**  
Graphical user interface, chart, application Description automatically generated  
<https://www.mbne.net/tech-notes/aaa-tacacs-radius>

**NEW QUESTION 245**  
What is an advantage of using EAP-TLS over EAP-MS-CHAPv2 for client authentication?

- A. EAP-TLS uses a username and password for authentication to enhance security, while EAP-MS-CHAPv2 does not.
- B. EAP-TLS secures the exchange of credentials, while EAP-MS-CHAPv2 does not.
- C. EAP-TLS uses a device certificate for authentication to enhance security, while EAP-MS-CHAPv2 does not.
- D. EAP-TLS uses multiple forms of authentication, while EAP-MS-CHAPv2 only uses one.

Answer: C

**NEW QUESTION 248**  
Refer to the exhibit.

| Interface | MAC Address    | Method | Domain  | Status | Fg | Session ID               |
|-----------|----------------|--------|---------|--------|----|--------------------------|
| Gi1/0/6   | 0024.142d.e47f | mab    | UNKNOWN | Auth   |    | C0A829020000000C2BBAF5D3 |
| Gi1/0/1   | 0050.5698.0720 | dot1x  | UNKNOWN | Unauth |    | C0A82902000000152BCD0BE7 |

An engineer is configuring a client but cannot authenticate to Cisco ISE During troubleshooting, the show authentication sessions command was issued to display the authentication status of each port Which command gives additional information to help identify the problem with the authentication?

- A. show authentication sessions
- B. show authentication sessions Interface Gi1/0/1 output
- C. show authentication sessions interface Gi1/0/1 details
- D. show authentication sessions output

Answer: C

**NEW QUESTION 250**  
Drag the descriptions on the left onto the components of 802.1X on the right.

software on the endpoint that communicates with EAP at layer 2

device that controls physical access to the network based on the endpoint authentication status

device that validates the identity of the endpoint and provides results to another device

authenticator

supplicant

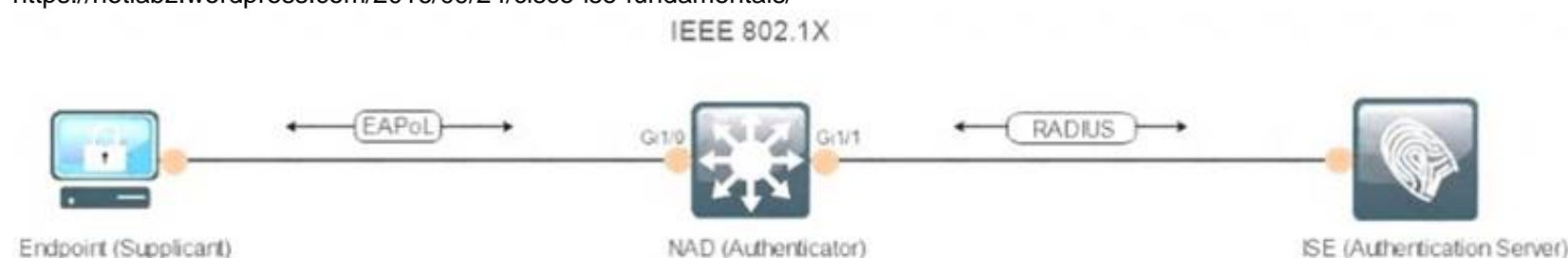
authentication server

- A. Mastered
- B. Not Mastered

Answer: A

**Explanation:**

<https://netlabz.wordpress.com/2016/09/24/cisco-ise-fundamentals/>



**NEW QUESTION 251**

What allows an endpoint to obtain a digital certificate from Cisco ISE during a BYOD flow?

- A. Network Access Control
- B. My Devices Portal
- C. Application Visibility and Control
- D. Supplicant Provisioning Wizard

**Answer: D**

**NEW QUESTION 255**

A network administrator must configure Cisco SE Personas in the company to share session information via syslog. Which Cisco ISE personas must be added to syslog receivers to accomplish this goal?

- A. pxGrid
- B. admin
- C. policy services
- D. monitor

**Answer: D**

**NEW QUESTION 257**

An engineer is unable to use SSH to connect to a switch after adding the required CLI commands to the device to enable TACACS+. The device administration license has been added to Cisco ISE, and the required policies have been created. Which action is needed to enable access to the switch?

- A. The ip ssh source-interface command needs to be set on the switch
- B. 802.1X authentication needs to be configured on the switch.
- C. The RSA keypair used for SSH must be regenerated after enabling TACACS+.
- D. The switch needs to be added as a network device in Cisco ISE and set to use TACACS+.

**Answer: D**

**NEW QUESTION 262**

A network administrator is setting up wireless guest access and has been unsuccessful in testing client access. The endpoint is able to connect to the SSID but is unable to grant access to the guest network through the guest portal. What must be done to identify the problem?

- A. Use context visibility to verify posture status.
- B. Use the endpoint ID to execute a session trace.
- C. Use the identity group to validate the authorization rules.
- D. Use traceroute to ensure connectivity.

**Answer: B**

**Explanation:**

[https://www.cisco.com/c/en/us/td/docs/security/ise/1-3/admin\\_guide/b\\_ise\\_admin\\_guide\\_13/b\\_ise\\_admin\\_guide](https://www.cisco.com/c/en/us/td/docs/security/ise/1-3/admin_guide/b_ise_admin_guide_13/b_ise_admin_guide)

**NEW QUESTION 264**

An administrator is migrating device administration access to Cisco ISE from the legacy TACACS+ solution that used only privilege 1 and 15 access levels. The organization requires more granular controls of the privileges and wants to customize access levels 2-5 to correspond with different roles and access needs. Besides defining a new shell profile in Cisco ISE, what must be done to accomplish this configuration?

- A. Enable the privilege levels in Cisco ISE
- B. Enable the privilege levels in the IOS devices.
- C. Define the command privileges for levels 2-5 in the IOS devices
- D. Define the command privileges for levels 2-5 in Cisco ISE

**Answer: B**

**Explanation:**

<https://learningnetwork.cisco.com/s/blogs/a0D3i000002eeWTEAY/cisco-ios-privilege-levels>

**NEW QUESTION 266**

What is a method for transporting security group tags throughout the network?

- A. by enabling 802.1AE on every network device

- B. by the Security Group Tag Exchange Protocol
- C. by embedding the security group tag in the IP header
- D. by embedding the security group tag in the 802.1Q header

**Answer:** B

#### NEW QUESTION 268

What occurs when a Cisco ISE distributed deployment has two nodes and the secondary node is deregistered?

- A. The primary node restarts
- B. The secondary node restarts.
- C. The primary node becomes standalone
- D. Both nodes restart.

**Answer:** D

#### Explanation:

[https://www.cisco.com/c/en/us/td/docs/security/ise/1-1-1/installation\\_guide/ise\\_install\\_guide/ise\\_deploy.html](https://www.cisco.com/c/en/us/td/docs/security/ise/1-1-1/installation_guide/ise_install_guide/ise_deploy.html) if your deployment has two nodes and you deregister the secondary node, both nodes in this primary-secondary pair are restarted. (The former primary and secondary nodes become standalone.)

#### NEW QUESTION 273

Which two Cisco ISE deployment models require two nodes configured with dedicated PAN and MnT personas? (Choose two.)

- A. three PSN nodes
- B. seven PSN nodes with one PxGrid node
- C. five PSN nodes with one PxGrid node
- D. two PSN nodes with one PxGrid node
- E. six PSN nodes

**Answer:** CD

#### NEW QUESTION 277

An administrator is manually adding a device to a Cisco ISE identity group to ensure that it is able to access the network when needed without authentication. Upon testing, the administrator notices that the device never hits the correct authorization policy line using the condition EndPoints LogicalProfile EQUALS static\_list. Why is this occurring?

- A. The dynamic logical profile is overriding the statically assigned profile
- B. The device is changing identity groups after profiling instead of remaining static
- C. The logical profile is being statically assigned instead of the identity group
- D. The identity group is being assigned instead of the logical profile

**Answer:** C

#### NEW QUESTION 281

What gives Cisco ISE an option to scan endpoints for vulnerabilities?

- A. authorization policy
- B. authentication policy
- C. authentication profile
- D. authorization profile

**Answer:** A

#### NEW QUESTION 282

An engineer is configuring a posture policy for Windows 10 endpoints and wants to ensure that users in each AD group have different conditions to meet to be compliant. What must be done to accomplish this task?

- A. identify The users groups needed for different policies and create service conditions to map each one to its posture requirement
- B. Configure a simple condition for each AD group and use it in the posture policy for each use case
- C. Use the authorization policy within the policy set to group each AD group with their respective posture policy
- D. Change the posture requirements to use an AD group for each use case then use those requirements in the posture policy

**Answer:** C

#### NEW QUESTION 285

An employee must access the internet through the corporate network from a new mobile device that does not support native supplicant provisioning provided by Cisco ISE. Which portal must the employee use to provision to the device?

- A. BYOD
- B. Personal Device
- C. My Devices
- D. Client Provisioning

**Answer:** C

NEW QUESTION 286

What are the minimum requirements for deploying the Automatic Failover feature on Administration nodes in a distributed Cisco ISE deployment?

- A. a primary and secondary PAN and a health check node for the Secondary PAN
- B. a primary and secondary PAN and no health check nodes
- C. a primary and secondary PAN and a pair of health check nodes
- D. a primary and secondary PAN and a health check node for the Primary PAN

Answer: D

NEW QUESTION 288

Select and Place

uses username and password for authentication

uses certificates for authentication

changes credentials through the admin portal

supports fragmentation after the tunnel is established

uses the X.509 format

supports auto-enrollment for obtaining credentials

PEAP-MSCHAPv2

PEAP-EAP-TLS

- A. Mastered
- B. Not Mastered

Answer: A

Explanation:

uses username and password for authentication

uses certificates for authentication

changes credentials through the admin portal

supports fragmentation after the tunnel is established

uses the X.509 format

supports auto-enrollment for obtaining credentials

PEAP-MSCHAPv2

uses username and password for authentication

changes credentials through the admin portal

supports fragmentation after the tunnel is established

PEAP-EAP-TLS

uses certificates for authentication

uses the X.509 format

supports auto-enrollment for obtaining credentials

NEW QUESTION 292

Which two features should be used on Cisco ISE to enable the TACACS+ feature? (Choose two )

- A. External TACACS Servers
- B. Device Admin Service
- C. Device Administration License
- D. Server Sequence
- E. Command Sets

Answer: BC



NEW QUESTION 295

Drag the steps to configure a Cisco ISE node as a primary administration node from the left into the correct order on the right.

|   |        |
|---|--------|
| Select the check box next to the current node, and then click Edit. | Step 1 |
| Click Save.   | Step 2 |
| Choose Administration > System > Deployment.                        | Step 3 |
| Click Make Primary.   | Step 4 |

- A. Mastered
- B. Not Mastered

Answer: A

Explanation:

[https://www.cisco.com/c/en/us/td/docs/security/ise/2-4/admin\\_guide/b\\_ise\\_admin\\_guide\\_24/b\\_ise\\_admin\\_guide](https://www.cisco.com/c/en/us/td/docs/security/ise/2-4/admin_guide/b_ise_admin_guide_24/b_ise_admin_guide)

- Step 1  
Choose Administration > System > Deployment.  
The Register button will be disabled initially. To enable this button, you must configure a Primary PAN.
- Step 2  
Check the check box next to the current node, and click Edit.
- Step 3  
Click Make Primary  
to configure your Primary PAN.
- Step 4  
Enter data on the General Settings
- Step 5  
tab.  
Click Save to save the node configuration.

NEW QUESTION 300

An engineer is configuring a virtual Cisco ISE deployment and needs each persona to be on a different node. Which persona should be configured with the largest amount of storage in this environment?

- A. policy Services
- B. Primary Administration
- C. Monitoring and Troubleshooting
- D. Platform Exchange Grid

Answer: C

NEW QUESTION 301

Drag the Cisco ISE node types from the left onto the appropriate purposes on the right.

|                |  |
|----------------|--|
| Administration | provides advanced troubleshooting tools that can be used to effectively manage the network and resources                                     |
| Policy Service | shares context-sensitive information from Cisco ISE to subscribers   |
| Monitoring     | manages all system-related configuration and configurations that relate to functionality such as authentication, authorization, and auditing |
| pxGrid         | provides network access, posture, guest access, client provisioning and profiling services, and evaluates the policies to make all decisions |

- A. Mastered
- B. Not Mastered

Answer: A

Explanation:

- Monitoring = provides advanced monitoring and troubleshooting tools that you can use to effectively manage your network and resources
- Policy Service = provides network access, posture, guest access, client provisioning, and profiling services. This persona evaluates the policies and makes all the decisions.
- Administration = manages all system-related configuration and configurations that relate to functionality such as authentication, authorization, auditing, and so on
- pxGrid = shares context-sensitive information from Cisco ISE to subscribers
- [https://www.cisco.com/c/en/us/td/docs/security/ise/1-4/admin\\_guide/b\\_ise\\_admin\\_guide\\_14/b\\_ise\\_admin\\_guide](https://www.cisco.com/c/en/us/td/docs/security/ise/1-4/admin_guide/b_ise_admin_guide_14/b_ise_admin_guide)



#### NEW QUESTION 304

An administrator is configuring new probes to use with Cisco ISE and wants to use metadata to help profile the endpoints. The metadata must contain traffic information relating to the endpoints instead of industry-standard protocol information Which probe should be enabled to meet these requirements?

- A. NetFlow probe
- B. DNS probe
- C. DHCP probe
- D. SNMP query probe

**Answer:** C

#### Explanation:

<http://www.network-node.com/blog/2016/1/2/ise-20-profiling>

#### NEW QUESTION 306

An engineer is configuring web authentication and needs to allow specific protocols to permit DNS traffic. Which type of access list should be used for this configuration?

- A. reflexive ACL
- B. extended ACL
- C. standard ACL
- D. numbered ACL

**Answer:** B

#### NEW QUESTION 311

An engineer is working with a distributed deployment of Cisco ISE and needs to configure various network probes to collect a set of attributes from the endpoints on the network. Which node should be used to accomplish this task?

- A. PSN
- B. primary PAN
- C. pxGrid
- D. MnT

**Answer:** A

#### NEW QUESTION 312

.....

## THANKS FOR TRYING THE DEMO OF OUR PRODUCT

Visit Our Site to Purchase the Full Set of Actual 300-715 Exam Questions With Answers.

We Also Provide Practice Exam Software That Simulates Real Exam Environment And Has Many Self-Assessment Features. Order the 300-715 Product From:

<https://www.2passeasy.com/dumps/300-715/>

## Money Back Guarantee

### 300-715 Practice Exam Features:

- \* 300-715 Questions and Answers Updated Frequently
- \* 300-715 Practice Questions Verified by Expert Senior Certified Staff
- \* 300-715 Most Realistic Questions that Guarantee you a Pass on Your FirstTry
- \* 300-715 Practice Test Questions in Multiple Choice Formats and Updatesfor 1 Year