

# Microsoft

## Exam Questions MB-800

Microsoft Dynamics 365 Business Central Functional Consultant



NEW QUESTION 1

- (Exam Topic 1)

You need to configure the system to show the sales discounts.

How should you configure the system? To answer, select the appropriate options in the answer area. NOTE: Each correct selection is worth one point.

Action	Configuration
Define simultaneous posting	<div><div></div><div>General Ledger Setup</div><div>Sales &amp; Receivable Setup</div><div>Customer</div><div>Item</div></div>
Specify type to post separately	<div><div></div><div>Invoice Disc. Code</div><div>Special Prices &amp; Discounts</div><div>Adjust for Payment Disc.</div><div>Discount Posting</div></div>

- A. Mastered
- B. Not Mastered

Answer: A

Explanation:

Action	Configuration
Define simultaneous posting	<div><div></div><div>General Ledger Setup</div><div>Sales &amp; Receivable Setup</div><div>Customer</div><div>Item</div></div>
Specify type to post separately	<div><div></div><div>Invoice Disc. Code</div><div>Special Prices &amp; Discounts</div><div>Adjust for Payment Disc.</div><div>Discount Posting</div></div>

NEW QUESTION 2

- (Exam Topic 1)

You need to configure discounting for sales.

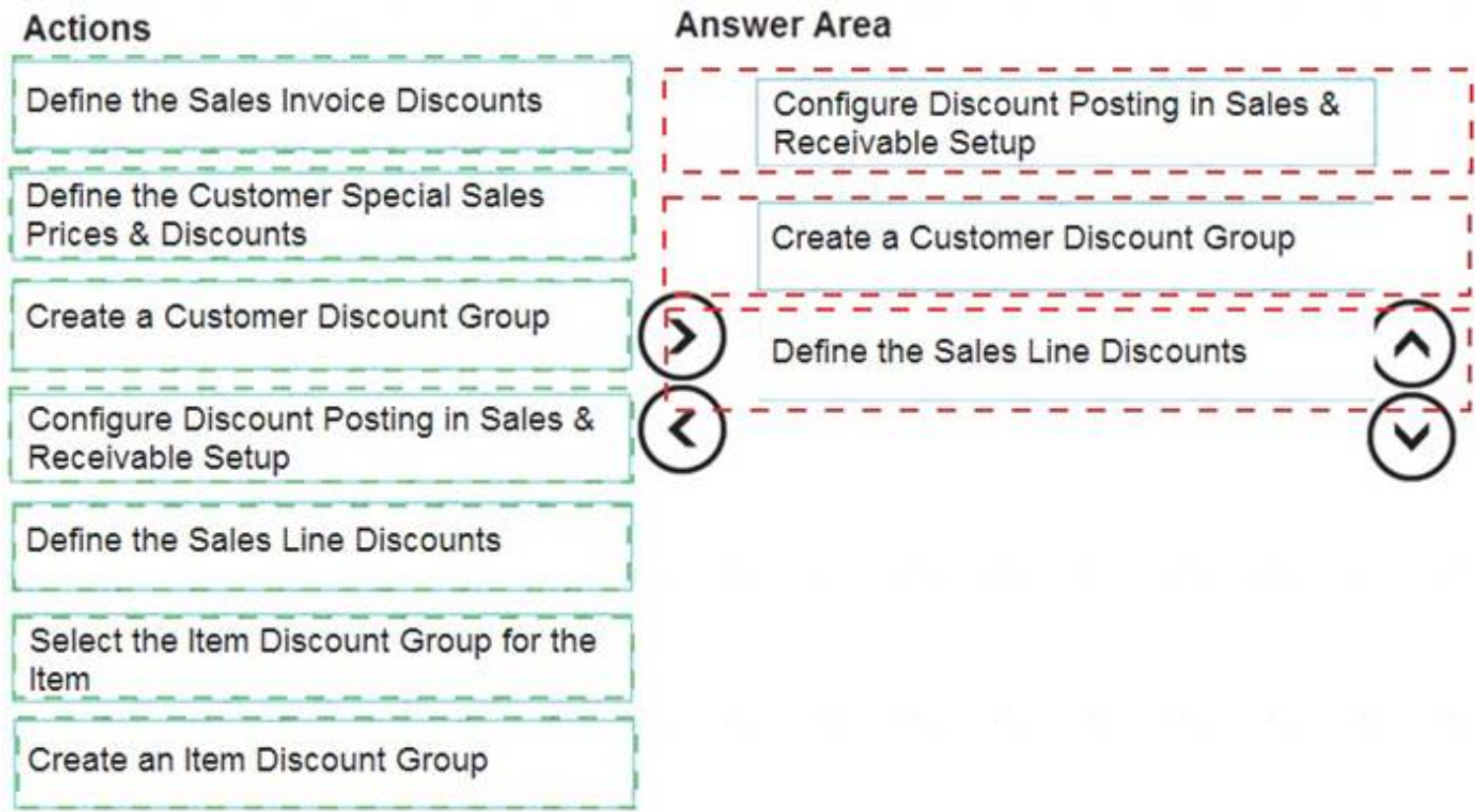
Which three actions should you perform in sequence? To answer, move the appropriate actions from the list of actions to the answer area.

Actions	Answer Area
Define the Sales Invoice Discounts	
Define the Customer Special Sales Prices & Discounts	
Create a Customer Discount Group	<div>&gt;</div>
Configure Discount Posting in Sales & Receivable Setup	<div>&lt;</div>
Define the Sales Line Discounts	
Select the Item Discount Group for the Item	<div>⬆</div>
Create an Item Discount Group	<div>⬇</div>

- A. Mastered
- B. Not Mastered

Answer: A

Explanation:



**NEW QUESTION 3**

- (Exam Topic 1)

You need to resolve the reconciliation issues.

How should you complete the setup? To answer, select the appropriate options in the answer area. NOTE: Each correct selection is worth one point.

Configure	Control
Restrict use on	<div>▼</div> <div> General Ledger Setup  Sales &amp; Receivable Setup  G/L Account Card  Chart of Accounts </div>
Set value for	<div>▼</div> <div> Reconciliation account  Direct posting  Check G/L account usage  Gen.Posting Type </div>

- A. Mastered
- B. Not Mastered

Answer: A





Explanation:

Configure	Control
Restrict use on	<div>▼</div> <div> General Ledger Setup  Sales &amp; Receivable Setup  G/L Account Card  Chart of Accounts </div>
Set value for	<div>▼</div> <div> Reconciliation account  Direct posting  Check G/L account usage  Gen.Posting Type </div>

**NEW QUESTION 4**






- (Exam Topic 2)  
You need to configure the purchase order process to meet the auditor's requirements.  
Which four actions should you perform in sequence? To answer, move the appropriate actions from the list of actions to the answer area and arrange them in the correct order.

Actions		Answer Area
Run a Test Report		
Add Items, including Quantity, to the lines		
Select <b>Post and Invoice</b>		
Create a warehouse receipt		
Add a vendor		
Change the Purchase Order to a Status of <b>Released</b>		
Select <b>Post and Receive</b>		
Add a Purchaser Code		

- A. Mastered
- B. Not Mastered

Answer: A

Explanation:

Actions		Answer Area
Run a Test Report		Change the Purchase Order to a Status of <b>Released</b>
Add Items, including Quantity, to the lines		Create a warehouse receipt
Select <b>Post and Invoice</b>		
Create a warehouse receipt		Add Items, including Quantity, to the lines
Add a vendor		Select <b>Post and Receive</b>
Change the Purchase Order to a Status of <b>Released</b>		
Select <b>Post and Receive</b>		
Add a Purchaser Code		

NEW QUESTION 5

- (Exam Topic 2)  
You need to configure reporting.  
What should you do? To answer, select the appropriate options in the answer area. NOTE: Each correct selection is worth one point.

## Requirement

## Action

Set up dimensions

	▼
Create a new entry on Dimensions	
Select a dimension on Sales & Receivables Setup	
Choose a code in the Dimensions FastTab on General Ledger Setup	
Add default dimensions to General Ledger Accounts	

Configure global dimensions

	▼
Change global dimensions on General Ledger Setup	
Add a global dimension on General Ledger Setup	
Assign a dimension value of Global to Dimensions	
Select Global Dimensions on all Setup pages	

Configure shortcut dimensions

	▼
Choose a shortcut dimension code on General Ledger Setup	
Assign a dimension value of Shortcut to Dimensions	
Add default dimensions to Master Records	
Choose dimensions on an Analysis View	

- A. Mastered
- B. Not Mastered

**Answer: A**

**Explanation:**

## Requirement

## Action

Set up dimensions

	▼
Create a new entry on Dimensions	
Select a dimension on Sales & Receivables Setup	
Choose a code in the Dimensions FastTab on General Ledger Setup	
Add default dimensions to General Ledger Accounts	

Configure global dimensions

	▼
Change global dimensions on General Ledger Setup	
Add a global dimension on General Ledger Setup	
Assign a dimension value of Global to Dimensions	
Select Global Dimensions on all Setup pages	

Configure shortcut dimensions

	▼
Choose a shortcut dimension code on General Ledger Setup	
Assign a dimension value of Shortcut to Dimensions	
Add default dimensions to Master Records	
Choose dimensions on an Analysis View	

### NEW QUESTION 6

- (Exam Topic 2)

You need to configure the system to meet the requirements for received items. What should you do?

- A. Set the default costing method to Standard
- B. Turn on Automatic Cost Posting
- C. Turn on Expected Cost Posting
- D. Set the value of the Automatic Cost Adjustment option to Always

**Answer: C**

**Explanation:**

Reference:

<https://docs.microsoft.com/en-gb/dynamics365/business-central/design-details-expected-cost-posting>

### NEW QUESTION 7

- (Exam Topic 3)

A company uses Dynamics 365 Business Central.

A customer requests that the company always use their preferred shipping provider for all sales orders. You need to configure the system to meet this requirement. What should you do?



- A. Select Shipping Advice
- B. Define a shipping agent
- C. Set up a Ship-to code
- D. Designate a Responsibility center

**Answer:** B

**Explanation:**

Reference:

<https://docs.microsoft.com/en-gb/dynamics365/business-central/sales-how-to-set-up-shipping-agents>

**NEW QUESTION 8**





- (Exam Topic 3)

You complete Payment Registration setup. The following options are enabled:

- > Use this account as default
- > Auto Fill Date received

You need to process a single full payment from a customer against the amounts due for two invoices by using customer payment registration.

What four actions should you perform in sequence? To answer, move the appropriate actions from the list of actions to the answer area and arrange them in the correct order.

Actions	Answer Area	
In the Date Received field, enter the date when the payment was made		
In the Amount Received field, enter amounts		
Select the <b>Payment Made</b> option for lines that represent the second invoice		
Select <b>Post Payments</b>		
Open <b>Payment Registration</b>		
Select the <b>Payment Made</b> option for lines that represent the first invoice		
Select <b>Post As Lump Payment</b>		

- A. Mastered
- B. Not Mastered

**Answer:** A

**Explanation:**

Reference:

<https://docs.microsoft.com/en-gb/dynamics365/business-central/receivables-how-reconcile-customer-payments>

**NEW QUESTION 9**

- (Exam Topic 3)

An accounting manager provides you with a chart of accounts.

The accounting manager wants you to configure the General Posting Setup. You need to complete the configuration as efficiently as possible.

What are three ways to complete the configuration? Each correct answer presents a complete solution.

NOTE: Each correct selection is worth one point.

- A. Use the Copy action to create a new General Posting Setup Card
- B. Import a configuration package that contains the General Posting Setup
- C. Use the Suggest Accounts action to create all possible posting setup combinations
- D. Create a new General Posting Setup Card, and then use the Suggest Accounts action
- E. Create a new General Posting Setup Card, and then use the Copy action

**Answer:** BDE

**Explanation:**

Reference:

<https://docs.microsoft.com/en-us/learn/modules/posting-groups-dynamics-365-business-central/4-configure>

**NEW QUESTION 10**

- (Exam Topic 3)

You need to configure Dynamics 365 Business Central to allow for receipt of quantities of items greater than the quantity ordered.

What are two possible ways to achieve the goal? Each correct answer presents a complete solution.

NOTE: Each correct selection is worth one point.

- A. Configure a maximum order quantity for the item
- B. Configure a maximum inventory level for the item
- C. Set up and select an over-receipt code in the item record
- D. Set up and select an over-receipt code in the vendor record

**Answer:** CD

**Explanation:**

Reference:

<https://docs.microsoft.com/en-gb/dynamics365/business-central/warehouse-how-receive-items>

**NEW QUESTION 10**

- (Exam Topic 3)

The accounts payable department of a company processes purchase invoices throughout the month. A vendor sends an invoice at the end of each week that combines all deliveries.

The company wants to know how to process this invoice. You need to explain the steps involved in purchase invoicing.

In which order should the steps be performed? To answer, move all actions from the list of actions to the answer area and arrange them in the correct order.

**Actions**

**Answer Area**

- Create a new purchase invoice for the vendor and use the Get Receipt Lines action.
- Delete fully invoiced purchase orders.
- On the purchase invoice lines, make the necessary adjustments for example regarding received quantity or prices.
- From the purchase order, post receipts for the items
- Post the purchase invoice



- A. Mastered
- B. Not Mastered

**Answer:** A

**Explanation:**

Reference:

<https://docs.microsoft.com/en-gb/dynamics365/business-central/purchasing-how-to-combine-receipts>

**NEW QUESTION 11**

- (Exam Topic 3)

You are implementing Dynamics 365 Business Central for a customer who has two warehouses. The customer requires the following:

- > different item pricing and vendors set up for items in each warehouse
- > transactions tied to a specific location
- > You need to configure Business Central per the customer requirements.

Which three entities should you configure? Each correct answer presents part of the solution?

NOTE: Each correct selection is worth one point.

- A. Inventory setup
- B. Warehouse setup
- C. Stockkeeping units
- D. Item card
- E. Locations

**Answer:** BCD

**Explanation:**

Reference:

<https://usedynamics.com/business-central/inventory/items-using-sku/>

**NEW QUESTION 14**

- (Exam Topic 3)

Note: This question is part of a series of questions that present the same scenario. Each question in the series contains a unique solution that might meet the stated goals. Some question sets might have more than one correct solution, while others might not have a correct solution.

After you answer a question in this section, you will NOT be able to return to it. As a result, these questions will not appear in the review screen.

You are implementing Dynamics 365 Business Central for a company. The company provides subscription services to their customers. The subscription invoices are almost identical each month.

The company wants to set up recurring sales lines for subscription invoices. You need to create systems for creating subscription invoices.  
Solution: Create a blanket order. Add the necessary lines to the blanket order. Create the monthly sales order. Then, create the invoice.  
Does the solution meet the goal?

- A. Yes
- B. No

Answer: B

Explanation:

Reference:  
<https://docs.microsoft.com/en-gb/dynamics365/business-central/sales-how-work-standard-lines>

NEW QUESTION 19

- (Exam Topic 3)  
You are implementing Dynamics 365 Business Central. The accounting manager of the company provides you with the chart of accounts.  
You need to set up specific posting groups according to the chart of accounts.  
Which setup should you use? To answer, drag the appropriate setup to the correct action. Each setup may be used once, more than once, or not at all. You may need to drag the split bar between panes or scroll to view content.  
NOTE: Each correct selection is worth one point.

Setups	Answer Area	
	Action	Setup
Bank Account Posting Groups	Automatic posting of received payment differences	Setup
Customer Posting Groups	Automatic posting to the payables account	Setup
Inventory Posting Groups and Inventory Posting Setup	Automatic posting to different work in progress balance accounts, depending on the location	Setup
Vendor Posting Groups		
General Posting Setup		

- A. Mastered
- B. Not Mastered

Answer: A

Explanation:

Reference:  
<https://docs.microsoft.com/en-us/learn/modules/posting-groups-dynamics-365-business-central/1-set-up>

NEW QUESTION 20

- (Exam Topic 3)  
You are creating companies for multiple customers in the cloud-based version of Dynamics 365 Business Central by using the assisted setup guide.  
You need to create new companies.  
Which templates should you use? To answer, drag the appropriate templates to the correct requirements. Each template may be used once, more than once, or not at all. You may need to drag the split bar between panes or scroll to view content.  
NOTE: Each correct selection is worth one point.

Templates	Answer Area	
	Requirement	Template
Create New	Create a company that has setup data and sample data.	Template
Evaluation	Create a company that does not have setup data.	Template
Production	Create a blank company that has setup data but does not have sample data.	Template

- A. Mastered
- B. Not Mastered

Answer: A

Explanation:

Reference:  
<https://docs.microsoft.com/en-gb/dynamics365/business-central/about-new-company>

NEW QUESTION 21



- (Exam Topic 3)

You have a Microsoft Excel file that includes journal entry data that must be imported into Dynamics 365 Business Central. This file was previously imported into a General Journal batch.

You receive an updated version of the file that includes corrections, deletions, and new journal entries. Which three actions can you perform by using the Edit in Excel feature? Each correct answer presents a complete solution.

NOTE: Each correct selection is worth one point.

- A. Modify an existing line in a General Journal batch
- B. Insert a new line in a General Journal batch
- C. Post one or more lines in a General Journal batch
- D. Request Approval for one or more lines in a General Journal batch
- E. Delete an existing line from a General Journal batch

**Answer:** ABE

#### NEW QUESTION 22

- (Exam Topic 3)

You are implementing Dynamics 365 Business Central.

You use infinite items such as water, electricity, and natural gas. You need to set up the items.

Which item type should you use for infinite items?

- A. Resource
- B. Inventory
- C. Service
- D. Non-Inventory

**Answer:** D

#### Explanation:

Reference:

<https://dynamicsuser.net/nav/b/peik/posts/using-infinite-components-in-a-dynamics-365-bc-production>

#### NEW QUESTION 24

- (Exam Topic 3)

You are creating payment terms.

A company processes standard vendor payments on the seventh day of the next month. You need to set up payment terms for the vendor.

Which date formula should you use?

- A. 37D
- B. 1M+7D
- C. 1M+6D
- D. CM+7D

**Answer:** D

#### Explanation:

Reference:

<https://business-central.to-increase.com/md/en-US/ui-enter-date-ranges>

#### NEW QUESTION 28





- (Exam Topic 3)

You are a functional consultant working on purchase returns in Dynamics 365 Business Central.

A customer orders 100 pieces of an item from a vendor. After receiving them into inventory and posting the invoice, the customer determines that only 50 pieces are needed.

You create a purchase return order to return 50 pieces of the item. The vendor has authorized the return. You need to apply the return to the original purchase.

Which five actions should you perform in sequence? To answer, move the appropriate actions from the list of actions to the answer area and arrange them in the correct order.

Actions	Answer Area
Post the purchase return order	
Set the purchase return order's item line Quantity to 50 pieces	
Set the Document Type filter to Posted Invoices and select the correct line	
Run the Copy Document... function	
Run the Get Posted Doc... to Reverse... function	
Enable the Return Original Quantity option	
Enable the Show Reversible Lines Only option	

- A. Mastered
- B. Not Mastered

**Answer:** A

**Explanation:**

Reference:

<https://docs.microsoft.com/en-gb/dynamics365/business-central/purchasing-how-process-purchase-returns-cance>

**NEW QUESTION 33**

- (Exam Topic 3)

Note: This question is part of a series of questions that present the same scenario. Each question in the series contains a unique solution that might meet the stated goals. Some question sets might have more than one correct solution, while others might not have a correct solution.

After you answer a question in this section, you will NOT be able to return to it. As a result, these questions will not appear in the review screen.

You are implementing Dynamics 365 Business Central for a company. The company provides subscription services to their customers. The subscription invoices are almost identical each month.

The company wants to set up recurring sales lines for subscription invoices. You need to create systems for creating subscription invoices.

Solution: Create a new recurring sales line. Open the relevant customers and attach the Recurring Sales Lines code to the customer. Then, run the Create Recurring Sales Invoices batch to create the invoices.

Does the solution meet the goal?

- A. Yes
- B. No

**Answer:** A

**Explanation:**

Reference:

<https://docs.microsoft.com/en-gb/dynamics365/business-central/sales-how-work-standard-lines>

**NEW QUESTION 35**

- (Exam Topic 3)

You configure a cloud-based printer in Dynamics 365 Business Central.

Purchase orders printed by users must automatically print to the cloud-based printer. You need to create a setup record for the user, report, and printer combination.

On which page should you create the setup record?

- A. Printer Selections
- B. Printer Management
- C. Report Layout Selection
- D. Report Selection – Purchase
- E. Document Sending Profiles

**Answer:** A

**Explanation:**

Reference:

<https://docs.microsoft.com/en-gb/dynamics365/business-central/ui-specify-printer-selection-reports>

**NEW QUESTION 36**

.....

## Thank You for Trying Our Product

### We offer two products:

1st - We have Practice Tests Software with Actual Exam Questions

2nd - Questions and Answers in PDF Format

### MB-800 Practice Exam Features:

- \* MB-800 Questions and Answers Updated Frequently
- \* MB-800 Practice Questions Verified by Expert Senior Certified Staff
- \* MB-800 Most Realistic Questions that Guarantee you a Pass on Your FirstTry
- \* MB-800 Practice Test Questions in Multiple Choice Formats and Updatesfor 1 Year

**100% Actual & Verified — Instant Download, Please Click**  
**[Order The MB-800 Practice Test Here](#)**