

Exam Questions 300-715

Implementing and Configuring Cisco Identity Services Engine (SISE)

<https://www.2passeasy.com/dumps/300-715/>



NEW QUESTION 1

What should be considered when configuring certificates for BYOD?

- A. An endpoint certificate is mandatory for the Cisco ISE BYOD
- B. An Android endpoint uses EST whereas other operation systems use SCEP for enrollment
- C. The CN field is populated with the endpoint host name.
- D. The SAN field is populated with the end user name

Answer: A

NEW QUESTION 2

An organization wants to standardize the 802.1X configuration on their switches and remove static ACLs on the switch ports while allowing Cisco ISE to communicate to the switch what access to provide. What must be configured to accomplish this task?

- A. security group tag within the authorization policy
- B. extended access-list on the switch for the client
- C. port security on the switch based on the client's information
- D. dynamic access list within the authorization profile

Answer: A

Explanation:

https://www.cisco.com/c/en/us/td/docs/security/ise/1-2/user_guide/ise_user_guide/ise_sga_pol.html#

NEW QUESTION 3

An administrator is configuring RADIUS on a Cisco switch with a key set to Cisc403012128 but is receiving the error "Authentication failed: 22040 Wrong password or invalid shared secret." What must be done to address this issue?

- A. Add the network device as a NAD inside Cisco ISE using the existing key.
- B. Configure the key on the Cisco ISE instead of the Cisco switch.
- C. Use a key that is between eight and ten characters.
- D. Validate that the key is correct on both the Cisco switch as well as Cisco ISE.

Answer: D

NEW QUESTION 4

In a Cisco ISE split deployment model, which load is split between the nodes?

- A. AAA
- B. network admission
- C. log collection
- D. device admission

Answer: A

Explanation:

https://www.cisco.com/c/en/us/td/docs/security/ise/2-6/install_guide/b_ise_InstallationGuide26.pdf

NEW QUESTION 5

An administrator is configuring a new profiling policy within Cisco ISE. The organization has several endpoints that are the same device type and all have the same Block ID in their MAC address. The profiler does not currently have a profiling policy created to categorize these endpoints. Therefore, a custom profiling policy must be created. Which condition must the administrator use in order to properly profile an ACME AI Connector endpoint for network access with MAC address <MAC ADDRESS>?

- A. MAC_OUI_STARTSWITH_<MACADDRESS>
- B. CDP_cdpCacheDeviceID_CONTAINS_<MACADDRESS>
- C. MAC_MACAddress_CONTAINS_<MACADDRESS>
- D. Radius Called Station-ID STARTSWITH <MACADDRESS>

Answer: D

NEW QUESTION 6

Which supplicant(s) and server(s) are capable of supporting EAP-CHAINING?

- A. Cisco AnyConnect NAM and Cisco Identity Service Engine
- B. Cisco AnyConnect NAM and Cisco Access Control Server
- C. Cisco Secure Services Client and Cisco Access Control Server
- D. Windows Native Supplicant and Cisco Identity Service Engine

Answer: A

NEW QUESTION 7

What is a requirement for Feed Service to work?

- A. TCP port 3080 must be opened between Cisco ISE and the feed server
- B. Cisco ISE has a base license.
- C. Cisco ISE has access to an internal server to download feed update
- D. Cisco ISE has Internet access to download feed update

Answer: C

NEW QUESTION 8

Which two actions occur when a Cisco ISE server device administrator logs in to a device? (Choose two)

- A. The device queries the internal identity store
- B. The Cisco ISE server queries the internal identity store
- C. The device queries the external identity store
- D. The Cisco ISE server queries the external identity store.
- E. The device queries the Cisco ISE authorization server

Answer: AD

NEW QUESTION 9

A network administrator changed a Cisco ISE deployment from pilot to production and noticed that the JVM memory utilization increased significantly. The administrator suspects this is due to replication between the nodes What must be configured to minimize performance degradation?

- A. Review the profiling policies for any misconfiguration
- B. Enable the endpoint attribute filter
- C. Change the reauthenticate interval.
- D. Ensure that Cisco ISE is updated with the latest profiler feed update

Answer: B

Explanation:

https://www.cisco.com/c/en/us/td/docs/security/ise/2-3/admin_guide/b_ise_admin_guide_23/b_ise_admin_guide

NEW QUESTION 10

A security administrator is using Cisco ISE to create a BYOD onboarding solution for all employees who use personal devices on the corporate network. The administrator generates a Certificate Signing Request and signs the request using an external Certificate Authority server. Which certificate usage option must be selected when importing the certificate into ISE?

- A. RADIUS
- B. DLTS
- C. Portal
- D. Admin

Answer: C

NEW QUESTION 10

What are two differences of TACACS+ compared to RADIUS? (Choose two.)

- A. TACACS+ uses a connectionless transport protocol, whereas RADIUS uses a connection-oriented transport protocol.
- B. TACACS+ encrypts the full packet payload, whereas RADIUS only encrypts the password.
- C. TACACS+ only encrypts the password, whereas RADIUS encrypts the full packet payload.
- D. TACACS+ uses a connection-oriented transport protocol, whereas RADIUS uses a connectionless transport protocol.
- E. TACACS+ supports multiple sessions per user, whereas RADIUS supports one session per user.

Answer: BD

NEW QUESTION 14

An administrator needs to connect ISE to Active Directory as an external authentication source and allow the proper ports through the firewall. Which two ports should be opened to accomplish this task? (Choose two)

- A. TELNET 23
- B. LDAP 389
- C. HTTP 80
- D. HTTPS 443
- E. MSRPC 445

Answer: BE

NEW QUESTION 19

What does the dot1x system-auth-control command do?

- A. causes a network access switch not to track 802.1x sessions
- B. globally enables 802.1x
- C. enables 802.1x on a network access device interface
- D. causes a network access switch to track 802.1x sessions

Answer: B

Explanation:

<https://www.cisco.com/c/en/us/td/docs/switches/lan/catalyst4500/XE3-8-0E/15-24E/configuration/guide/xe-380>

NEW QUESTION 22

An administrator is configuring sponsored guest access using Cisco ISE Access must be restricted to the sponsor portal to ensure that only necessary employees can issue sponsored accounts and employees must be classified to do so What must be done to accomplish this task?

- A. Configure an identity-based access list in Cisco ISE to restrict the users allowed to login
- B. Edit the sponsor portal to only accept members from the selected groups
- C. Modify the sponsor groups assigned to reflect the desired user groups
- D. Create an authorization rule using the Guest Flow condition to authorize the administrators

Answer: C

NEW QUESTION 26

Which Cisco ISE solution ensures endpoints have the latest version of antivirus updates installed before being allowed access to the corporate network?

- A. Threat Services
- B. Profiling Services
- C. Provisioning Services
- D. Posture Services

Answer: D

NEW QUESTION 28

Which permission is common to the Active Directory Join and Leave operations?

- A. Create a Cisco ISE machine account in the domain if the machine account does not already exist
- B. Remove the Cisco ISE machine account from the domain.
- C. Set attributes on the Cisco ISE machine account
- D. Search Active Directory to see if a Cisco ISE machine account already exists.

Answer: D

Explanation:

https://www.cisco.com/c/en/us/td/docs/security/ise/2-0/ise_active_directory_integration/b_ISE_AD_integration_

NEW QUESTION 33

An administrator is adding network devices for a new medical building into Cisco ISE. These devices must be in a network device group that is identifying them as "Medical Switch" so that the policies can be made separately for the endpoints connecting through them. Which configuration item must be changed in the network device within Cisco ISE to accomplish this goal?

- A. Change the device type to Medical Switch.
- B. Change the device profile to Medical Switch.
- C. Change the model name to Medical Switch.
- D. Change the device location to Medical Switch.

Answer: A

NEW QUESTION 37

When configuring Active Directory groups, what does the Cisco ISE use to resolve ambiguous group names?

- A. MIB
- B. TGT
- C. OMAB
- D. SID

Answer: D

NEW QUESTION 40

When setting up profiling in an environment using Cisco ISE for network access control, an organization must use non-proprietary protocols for collecting the information at layer 2. Which two probes will provide this information without forwarding SPAN packets to Cisco ISE? (Choose two.)

- A. DHCP SPAN probe
- B. SNMP query probe
- C. NetFlow probe
- D. RADIUS probe
- E. DNS probe

Answer: BD

Explanation:

<https://ciscocustomer.lookbookhq.com/iseguidedjourney/ISE-profiling-design>

NEW QUESTION 45

Refer to the exhibit:

```
Interface: GigabitEthernet2/0/36
MAC Address: 000e.84af.59af
Status: Authz Success
Domain: DATA
Oper host mode: single-host
Authorized By: Authentication Server
Vlan Policy: 10
Handle: 0xE0000000
Runnable methods list:
Method State
dot1x Authc Success
```

Which command is typed within the CU of a switch to view the troubleshooting output?

- A. show authentication sessions mac 000e.84af.59af details
- B. show authentication registrations
- C. show authentication interface gigabitethemet2/0/36
- D. show authentication sessions method

Answer: A

NEW QUESTION 49

An engineer is enabling a newly configured wireless SSID for tablets and needs visibility into which other types of devices are connecting to it. What must be done on the Cisco WLC to provide this information to Cisco ISE9

- A. enable IP Device Tracking
- B. enable MAC filtering
- C. enable Fast Transition
- D. enable mDNS snooping

Answer: B

NEW QUESTION 54

A laptop was stolen and a network engineer added it to the block list endpoint identity group What must be done on a new Cisco ISE deployment to redirect the laptop and restrict access?

- A. Select DenyAccess within the authorization policy.
- B. Ensure that access to port 8443 is allowed within the ACL.
- C. Ensure that access to port 8444 is allowed within the ACL.
- D. Select DROP under If Auth fail within the authentication policy.

Answer: C

Explanation:

https://www.cisco.com/c/en/us/td/docs/security/ise/1-3/admin_guide/b_ise_admin_guide_13/b_ise_admin_guide

NEW QUESTION 55

An engineer is configuring Cisco ISE policies to support MAB for devices that do not have 802.1X capabilities. The engineer is configuring new endpoint identity groups as conditions to be used in the AuthZ policies, but noticed that the endpoints are not hitting the correct policies. What must be done in order to get the devices into the right policies?

- A. Manually add the MAC addresses of the devices to endpoint ID groups in the context visibility database.
- B. Create an AuthZ policy to identify Unknown devices and provide partial network access prior to profiling.
- C. Add an identity policy to dynamically add the IP address of the devices to their endpoint identity groups.
- D. Identify the non 802.1X supported device types and create custom profiles for them to profile into.

Answer: D

NEW QUESTION 57

There are several devices on a network that are considered critical and need to be placed into the ISE database and a policy used for them. The organization does not want to use profiling. What must be done to accomplish this goal?

- A. Enter the MAC address in the correct Endpoint Identity Group.
- B. Enter the MAC address in the correct Logical Profile.
- C. Enter the IP address in the correct Logical Profile.
- D. Enter the IP address in the correct Endpoint Identity Group.

Answer: A

NEW QUESTION 58

A company manager is hosting a conference. Conference participants must connect to an open guest SSID and only use a preassigned code that they enter into the guest portal prior to gaining access to the network. How should the manager configure Cisco ISE to accomplish this goal?

- A. Create entries in the guest identity group for all participants.

- B. Create an access code to be entered in the AUP page.
- C. Create logins for each participant to give them sponsored access.
- D. Create a registration code to be entered on the portal splash page.

Answer: B

NEW QUESTION 62

Which type of identity store allows for creating single-use access credentials in Cisco ISE?

- A. OpenLDAP
- B. Local
- C. PKI
- D. RSA SecurID

Answer: D

NEW QUESTION 63

An administrator needs to allow guest devices to connect to a private network without requiring usernames and passwords. Which two features must be configured to allow for this? (Choose two.)

- A. hotspot guest portal
- B. device registration WebAuth
- C. central WebAuth
- D. local WebAuth
- E. self-registered guest portal

Answer: AB

NEW QUESTION 67

An administrator is configuring a Cisco WLC for web authentication Which two client profiling methods are enabled by default if the Apply Cisco ISE Default Settings check box has been selected'? (Choose two.)

- A. CDP
- B. DHCP
- C. HTTP
- D. SNMP
- E. LLDP

Answer: AE

NEW QUESTION 68

An organization wants to improve their BYOD processes to have Cisco ISE issue certificates to the BYOD endpoints. Currently, they have an active certificate authority and do not want to replace it with Cisco ISE. What must be configured within Cisco ISE to accomplish this goal?

- A. Create a certificate signing request and have the root certificate authority sign it.
- B. Add the root certificate authority to the trust store and enable it for authentication.
- C. Create an SCEP profile to link Cisco ISE with the root certificate authority.
- D. Add an OCSP profile and configure the root certificate authority as secondary.

Answer: C

Explanation:

Ref:<https://www.cisco.com/c/en/us/support/docs/security/identity-services-engine-software/116068-configure-pr>

NEW QUESTION 71

What are two differences between the RADIUS and TACACS+ protocols'? (Choose two.)

- A. RADIUS is a Cisco proprietary protocol, whereas TACACS+ is an open standard protocol
- B. TACACS+uses TCP port 49. whereas RADIUS uses UDP ports 1812 and 1813.
- C. RADIUS offers multiprotocol support, whereas TACACS+ does not
- D. RADIUS combines authentication and authorization, whereas TACACS+ does not
- E. RADIUS enables encryption of all the packets, whereas with TACACS+. only the password is encrypted.

Answer: BD

NEW QUESTION 75

An engineer is configuring 802.1X and is testing out their policy sets. After authentication, some endpoints are given an access-reject message but are still allowed onto the network. What is causing this issue to occur?

- A. The switch port is configured with authentication event server dead action authorize vlan.
- B. The authorization results for the endpoints include a dACL allowing access.
- C. The authorization results for the endpoints include the Trusted security group tag.
- D. The switch port is configured with authentication open.

Answer: D

NEW QUESTION 80

An engineer builds a five-node distributed Cisco ISE deployment. The first two deployed nodes are responsible for the primary and secondary administration and monitoring personas. Which persona configuration is necessary to have the remaining three Cisco ISE nodes serve as dedicated nodes in the Cisco ISE cube that is responsible only for handling the RADIUS and TACACS+ authentication requests, identity lookups, and policy evaluation?

A)

Role: SECONDARY

- ☒ Administration
- ☒ Monitoring
- ☒ Policy Service
 - ☒ Enable Session Services
 - ☒ Enable Profiling Service
 - ☒ Enable Threat Control
 - ☒ Enable SXP Service
 - ☒ Enable Device Admin Service
 - ☒ Enable Passive Identity Service

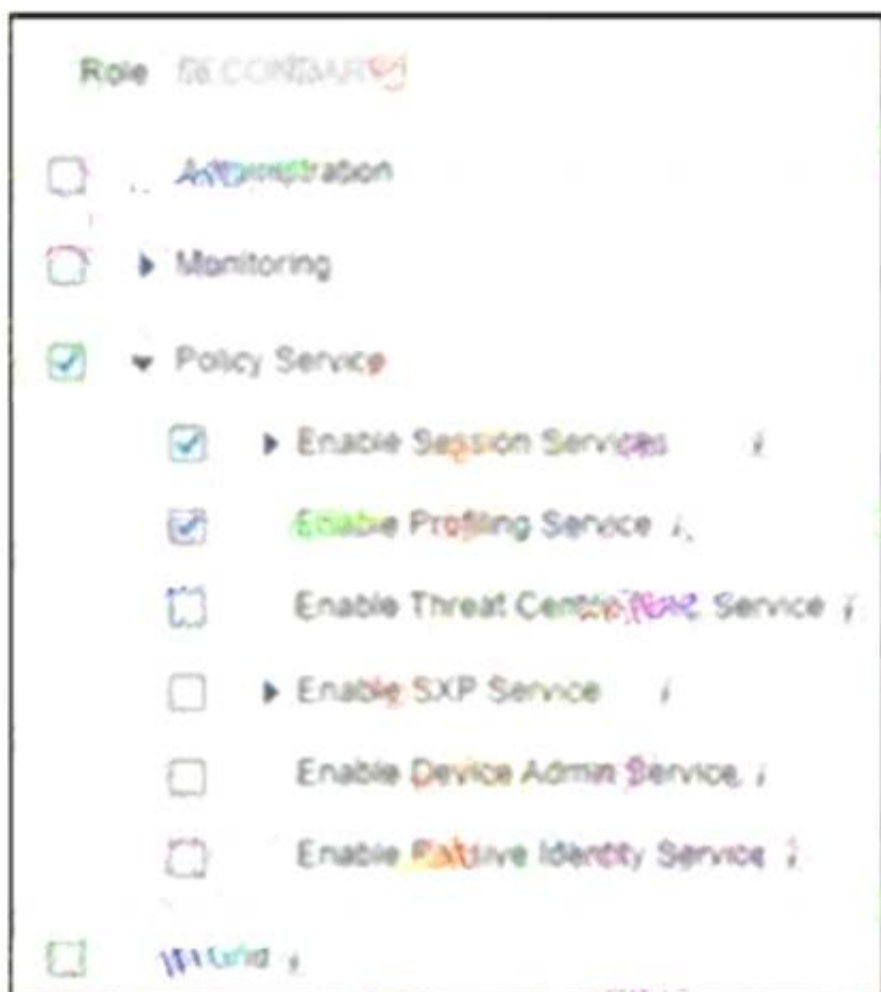
B)

Role: SECONDARY

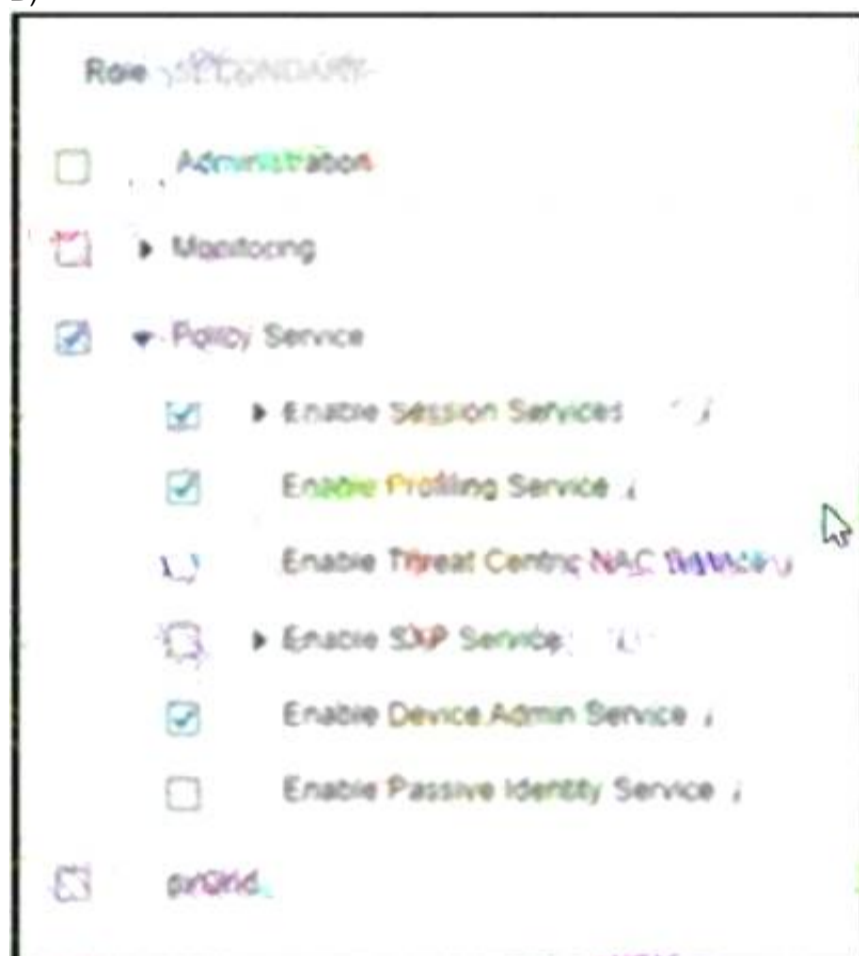
- ☐ Administration
- ☒ Monitoring
- ☒ Policy Service
 - ☒ Enable Session Services
 - ☒ Enable Profiling Service
 - ☒ Enable Threat Control
 - ☒ Enable SXP Service
 - ☒ Enable Device Admin Service
 - ☒ Enable Passive Identity Service

End

C)



D)



- A. Option A
- B. Option B
- C. Option C
- D. Option D

Answer: D

NEW QUESTION 83

An engineer must configure Cisco ISE to provide internet access for guests in which guests are required to enter a code to gain network access. Which action accomplishes the goal?

- A. Configure the hotspot portal for guest access and require an access code.
- B. Configure the sponsor portal with a single account and use the access code as the password.
- C. Configure the self-registered guest portal to allow guests to create a personal access code.
- D. Create a BYOD policy that bypasses the authentication of the user and authorizes access codes.

Answer: A

NEW QUESTION 85

What are two requirements of generating a single signing in Cisco ISE by using a certificate provisioning portal, without generating a certificate request? (Choose two)

- A. Location the CSV file for the device MAC
- B. Select the certificate template
- C. Choose the hashing method
- D. Enter the common name
- E. Enter the IP address of the device

Answer: BD

Explanation:

<https://www.cisco.com/c/en/us/support/docs/security/identity-services-engine/200534-ISE-2-0-Certificate-Provi>

NEW QUESTION 89

What must be configured on the Cisco ISE authentication policy for unknown MAC addresses/identities for successful authentication?

- A. pass
- B. reject
- C. drop
- D. continue

Answer: D

Explanation:

https://www.cisco.com/en/US/docs/security/ise/1.0/user_guide/ise10_man_id_stores.html

NEW QUESTION 93

During BYOD flow, from where does a Microsoft Windows PC download the Network Setup Assistant?

- A. Cisco App Store
- B. Microsoft App Store
- C. Cisco ISE directly
- D. Native OTA functionality

Answer: C

NEW QUESTION 98

An administrator is attempting to replace the built-in self-signed certificates on a Cisco ISE appliance. The CA is requesting some information about the appliance in order to sign the new certificate. What must be done in order to provide the CA this information?

- A. Install the Root CA and intermediate CA.
- B. Generate the CSR.
- C. Download the intermediate server certificate.
- D. Download the CA server certificate.

Answer: B

NEW QUESTION 100

What is needed to configure wireless guest access on the network?

- A. endpoint already profiled in ISE
- B. WEBAUTH ACL for redirection
- C. valid user account in Active Directory
- D. Captive Portal Bypass turned on

Answer: D

NEW QUESTION 105

MacOS users are complaining about having to read through wordy instructions when remediating their workstations to gain access to the network Which alternate method should be used to tell users how to remediate?

- A. URL link
- B. message text
- C. executable
- D. file distribution

Answer: A

Explanation:

<https://www.sciencedirect.com/topics/computer-science/remediation-action>

NEW QUESTION 106

A network security engineer needs to configure 802.1X port authentication to allow a single host to be authenticated for data and another single host to be authenticated for voice. Which command should the engineer run on the interface to accomplish this goal?

- A. authentication host-mode single-host
- B. authentication host-mode multi-auth
- C. authentication host-mode multi-host

D. authentication host-mode multi-domain

Answer: D

NEW QUESTION 108

Which advanced option within a WLAN must be enabled to trigger Central Web Authentication for Wireless users on AireOS controller?

- A. DHCP server
- B. static IP tunneling
- C. override Interface ACL
- D. AAA override

Answer: D

NEW QUESTION 112

An engineer has been tasked with standing up a new guest portal for customers that are waiting in the lobby. There is a requirement to allow guests to use their social media logins to access the guest network to appeal to more customers What must be done to accomplish this task?

- A. Create a sponsor portal to allow guests to create accounts using their social media logins.
- B. Create a sponsored guest portal and enable social media in the external identity sources.
- C. Create a self-registered guest portal and enable the feature for social media logins
- D. Create a hotspot portal and enable social media login for network access

Answer: C

NEW QUESTION 114

An engineer wants to learn more about Cisco ISE and deployed a new lab with two nodes. Which two persona configurations allow the engineer to successfully test redundancy of a failed node? (Choose two.)

- A. Configure one of the Cisco ISE nodes as the Health Check node.
- B. Configure both nodes with the PAN and MnT personas only.
- C. Configure one of the Cisco ISE nodes as the primary PAN and MnT personas and the other as the secondary.
- D. Configure both nodes with the PAN, MnT, and PSN personas.
- E. Configure one of the Cisco ISE nodes as the primary PAN and PSN personas and the other as the secondary.

Answer: CE

NEW QUESTION 116

What is the maximum number of PSN nodes supported in a medium-sized deployment?

- A. three
- B. five
- C. two
- D. eight

Answer: B

NEW QUESTION 117

An engineer is using the low-impact mode for a phased deployment of Cisco ISE and is trying to connect to the network prior to authentication. Which access will be denied in this?

- A. HTTP
- B. DNS
- C. EAP
- D. DHCP

Answer: A

NEW QUESTION 120

What is an advantage of using EAP-TLS over EAP-MS-CHAPv2 for client authentication?

- A. EAP-TLS uses a username and password for authentication to enhance security, while EAP-MS-CHAPv2 does not.
- B. EAP-TLS secures the exchange of credentials, while EAP-MS-CHAPv2 does not.
- C. EAP-TLS uses a device certificate for authentication to enhance security, while EAP-MS-CHAPv2 does not.
- D. EAP-TLS uses multiple forms of authentication, while EAP-MS-CHAPv2 only uses one.

Answer: C

NEW QUESTION 124

Refer to the exhibit.

Interface	MAC Address	Method	Domain	Status	Fg	Session ID
Gi1/0/6	0024.142d.e47f	mab	UNKNOWN	Auth		C0A8290200000000C2BBAF5D3
Gi1/0/1	0050.5698.0720	dot1x	UNKNOWN	Unauth		C0A8290200000000152BCD0BE7

An engineer is configuring a client but cannot authenticate to Cisco ISE During troubleshooting, the show authentication sessions command was issued to display

the authentication status of each port Which command gives additional information to help identify the problem with the authentication?

- A. show authentication sessions
- B. show authentication sessions Interface Gi1/0/1 output
- C. show authentication sessions interface Gi1/0/1 details
- D. show authentication sessions output

Answer: C

NEW QUESTION 127

Which two roles are taken on by the administration person within a Cisco ISE distributed environment? (Choose two.)

- A. backup
- B. secondary
- C. standby
- D. primary
- E. active

Answer: BD

NEW QUESTION 128

An organization has a fully distributed Cisco ISE deployment When implementing probes, an administrator must scan for unknown endpoints to learn the IP-to-MAC address bindings. The scan is complete on one FPSN. but the information is not available on the others. What must be done to make the information available?

- A. Scanning must be initiated from the PSN that last authenticated the endpoint
- B. Cisco ISE must learn the IP-MAC binding of unknown endpoints via DHCP profiling, not via scanning
- C. Scanning must be initiated from the MnT node to centrally gather the information
- D. Cisco ISE must be configured to learn the IP-MAC binding of unknown endpoints via RADIUS authentication, not via scanning

Answer: B

NEW QUESTION 130

An engineer is unable to use SSH to connect to a switch after adding the required CLI commands to the device to enable TACACS+. The device administration license has been added to Cisco ISE, and the required policies have been created. Which action is needed to enable access to the switch?

- A. The ip ssh source-interface command needs to be set on the switch
- B. 802.1X authentication needs to be configured on the switch.
- C. The RSA keypair used for SSH must be regenerated after enabling TACACS+.
- D. The switch needs to be added as a network device in Cisco ISE and set to use TACACS+.

Answer: D

NEW QUESTION 133

A network administrator is setting up wireless guest access and has been unsuccessful in testing client access. The endpoint is able to connect to the SSID but is unable to grant access to the guest network through the guest portal. What must be done to identify the problem?

- A. Use context visibility to verify posture status.
- B. Use the endpoint ID to execute a session trace.
- C. Use the identity group to validate the authorization rules.
- D. Use traceroute to ensure connectivity.

Answer: B

Explanation:

https://www.cisco.com/c/en/us/td/docs/security/ise/1-3/admin_guide/b_ise_admin_guide_13/b_ise_admin_guide

NEW QUESTION 137

An administrator is migrating device administration access to Cisco ISE from the legacy TACACS+ solution that used only privilege 1 and 15 access levels. The organization requires more granular controls of the privileges and wants to customize access levels 2-5 to correspond with different roles and access needs. Besides defining a new shell profile in Cisco ISE. what must be done to accomplish this configuration?

- A. Enable the privilege levels in Cisco ISE
- B. Enable the privilege levels in the IOS devices.
- C. Define the command privileges for levels 2-5 in the IOS devices
- D. Define the command privileges for levels 2-5 in Cisco ISE

Answer: B

Explanation:

<https://learningnetwork.cisco.com/s/blogs/a0D3i000002eeWTEAY/cisco-ios-privilege-levels>

NEW QUESTION 139

An administrator is configuring a switch port for use with 802 1X What must be done so that the port will allow voice and multiple data endpoints?

- A. Configure the port with the authentication host-mode multi-auth command

- B. Connect the data devices to the port, then attach the phone behind them.
- C. Use the command authentication host-mode multi-domain on the port
- D. Connect a hub to the switch port to allow multiple devices access after authentication

Answer: A

NEW QUESTION 142

Which two Cisco ISE deployment models require two nodes configured with dedicated PAN and MnT personas? (Choose two.)

- A. three PSN nodes
- B. seven PSN nodes with one PxGrid node
- C. five PSN nodes with one PxGrid node
- D. two PSN nodes with one PxGrid node
- E. six PSN nodes

Answer: CD

NEW QUESTION 147

Which compliance status is set when a matching posture policy has been defined for that endpoint, but all the mandatory requirements during posture assessment are not met?

- A. unauthorized
- B. untrusted
- C. non-compliant
- D. unknown

Answer: C

NEW QUESTION 150

An administrator is trying to collect metadata information about the traffic going across the network to gain added visibility into the hosts. This information will be used to create profiling policies for devices using Cisco ISE so that network access policies can be used. What must be done to accomplish this task?

- A. Configure the RADIUS profiling probe within Cisco ISE
- B. Configure NetFlow to be sent to the Cisco ISE appliance.
- C. Configure SNMP to be used with the Cisco ISE appliance
- D. Configure the DHCP probe within Cisco ISE

Answer: D

NEW QUESTION 154

An administrator is manually adding a device to a Cisco ISE identity group to ensure that it is able to access the network when needed without authentication. Upon testing, the administrator notices that the device never hits the correct authorization policy line using the condition EndPoints LogicalProfile EQUALS static_list. Why is this occurring?

- A. The dynamic logical profile is overriding the statically assigned profile
- B. The device is changing identity groups after profiling instead of remaining static
- C. The logical profile is being statically assigned instead of the identity group
- D. The identity group is being assigned instead of the logical profile

Answer: C

NEW QUESTION 157

What gives Cisco ISE an option to scan endpoints for vulnerabilities?

- A. authorization policy
- B. authentication policy
- C. authentication profile
- D. authorization profile

Answer: A

NEW QUESTION 159

What are the minimum requirements for deploying the Automatic Failover feature on Administration nodes in a distributed Cisco ISE deployment?

- A. a primary and secondary PAN and a health check node for the Secondary PAN
- B. a primary and secondary PAN and no health check nodes
- C. a primary and secondary PAN and a pair of health check nodes
- D. a primary and secondary PAN and a health check node for the Primary PAN

Answer: D

NEW QUESTION 160

Select and Place

uses username and password for authentication

uses certificates for authentication

changes credentials through the admin portal

supports fragmentation after the tunnel is established

uses the X.509 format

supports auto-enrollment for obtaining credentials

PEAP-MSCHAPv2

PEAP-EAP-TLS

- A. Mastered
- B. Not Mastered

Answer: A

Explanation:

uses username and password for authentication

uses certificates for authentication

changes credentials through the admin portal

supports fragmentation after the tunnel is established

uses the X.509 format

supports auto-enrollment for obtaining credentials

PEAP-MSCHAPv2

uses username and password for authentication

changes credentials through the admin portal

supports fragmentation after the tunnel is established

PEAP-EAP-TLS

uses certificates for authentication

uses the X.509 format

supports auto-enrollment for obtaining credentials

NEW QUESTION 162

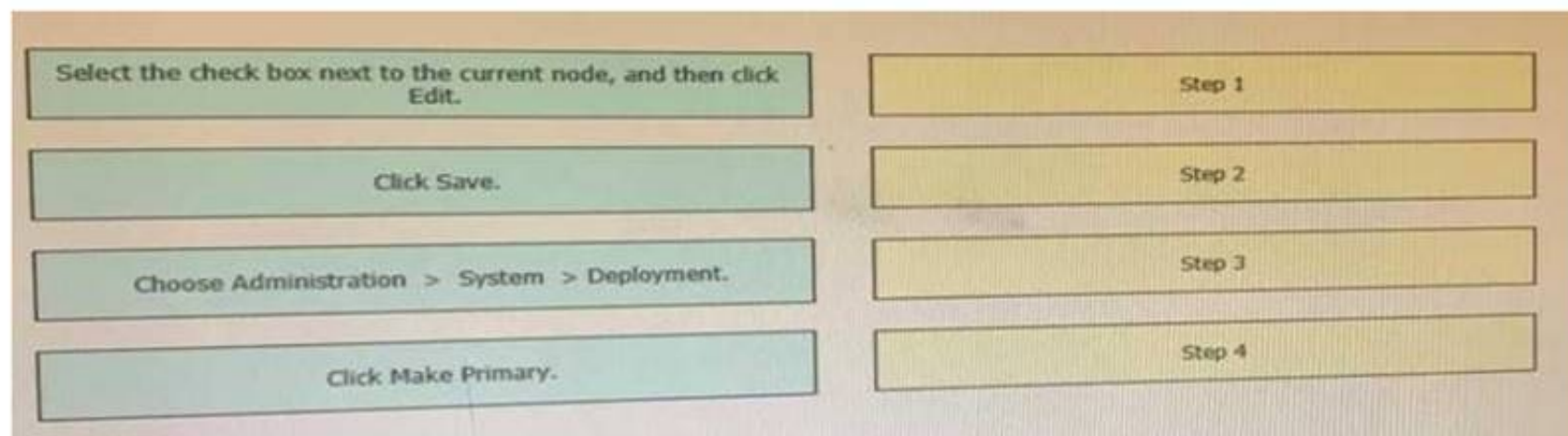
Which two external identity stores support EAP-TLS and PEAP-TLS? (Choose two.)

- A. Active Directory
- B. RADIUS Token
- C. Internal Database
- D. RSA SecurID
- E. LDAP

Answer: AE

NEW QUESTION 166

Drag the steps to configure a Cisco ISE node as a primary administration node from the left into the correct order on the right.



- A. Mastered
- B. Not Mastered

Answer: A

Explanation:

https://www.cisco.com/c/en/us/td/docs/security/ise/2-4/admin_guide/b_ise_admin_guide_24/b_ise_admin_guide

Step 1

Choose Administration > System > Deployment.

The Register button will be disabled initially. To enable this button, you must configure a Primary PAN.

Step 2

Check the check box next to the current node, and click Edit.

Step 3

Click Make Primary

to configure your Primary PAN.

Step 4

Enter data on the General Settings

Step 5

tab.

Click Save to save the node configuration.

NEW QUESTION 170

A user reports that the RADIUS accounting packets are not being seen on the Cisco ISE server. Which command is the user missing in the switch's configuration?

- A. radius-server vsa send accounting
- B. aaa accounting network default start-stop group radius
- C. aaa accounting resource default start-stop group radius
- D. aaa accounting exec default start-stop group radius

Answer: A

NEW QUESTION 173

An organization wants to enable web-based guest access for both employees and visitors. The goal is to use a single portal for both user types. Which two authentication methods should be used to meet this requirement? (Choose two.)

- A. LDAP
- B. 802.1X
- C. Certificate-based
- D. LOCAL
- E. MAC based

Answer: DE

NEW QUESTION 174

An engineer is configuring Cisco ISE and needs to dynamically identify the network endpoints and ensure that endpoint access is protected. Which service should be used to accomplish this task?

- A. Profiling
- B. Guest access
- C. Client provisioning
- D. Posture

Answer: A

NEW QUESTION 176

.....

THANKS FOR TRYING THE DEMO OF OUR PRODUCT

Visit Our Site to Purchase the Full Set of Actual 300-715 Exam Questions With Answers.

We Also Provide Practice Exam Software That Simulates Real Exam Environment And Has Many Self-Assessment Features. Order the 300-715 Product From:

<https://www.2passeasy.com/dumps/300-715/>

Money Back Guarantee

300-715 Practice Exam Features:

- * 300-715 Questions and Answers Updated Frequently
- * 300-715 Practice Questions Verified by Expert Senior Certified Staff
- * 300-715 Most Realistic Questions that Guarantee you a Pass on Your FirstTry
- * 300-715 Practice Test Questions in Multiple Choice Formats and Updatesfor 1 Year